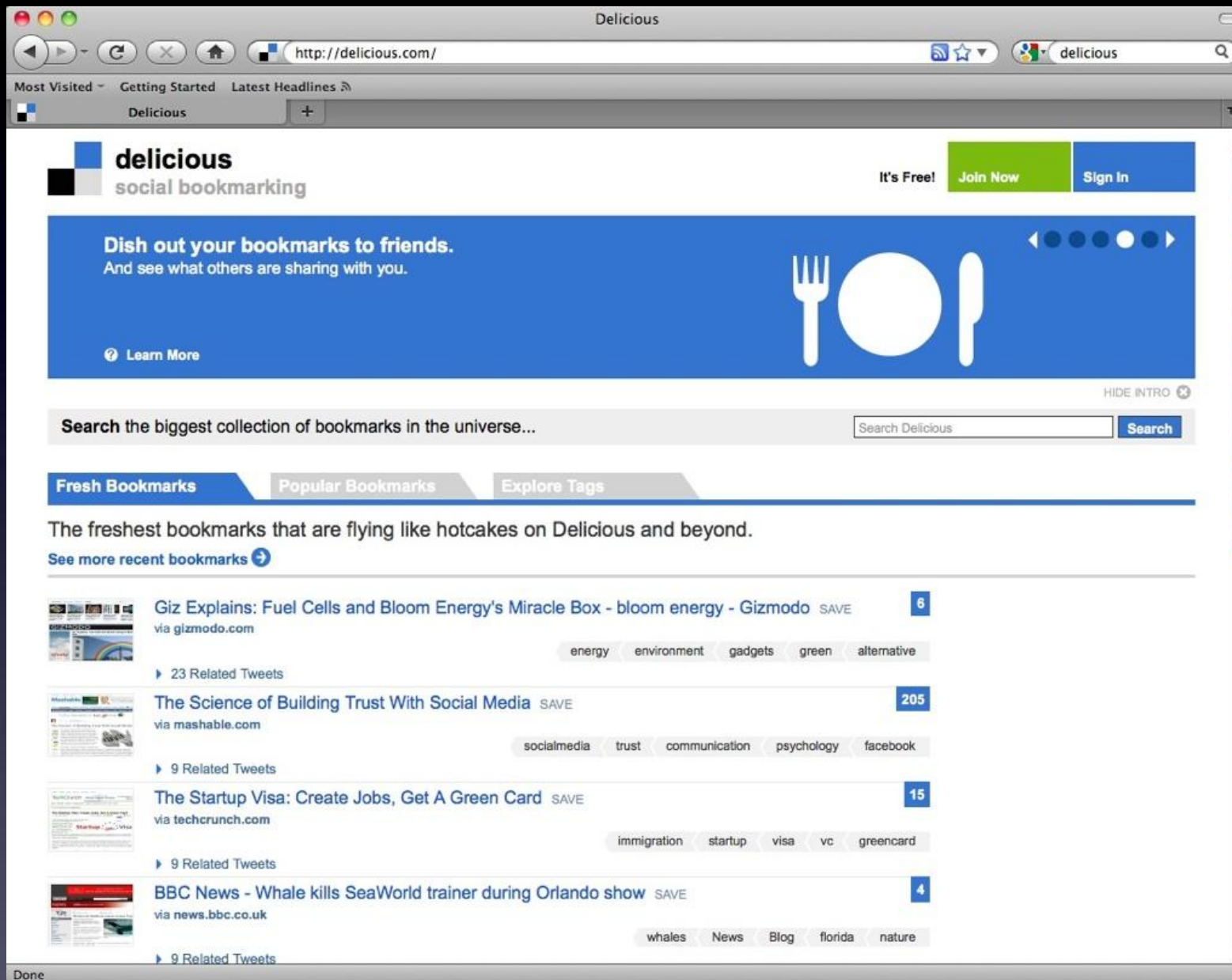




social bookmarking

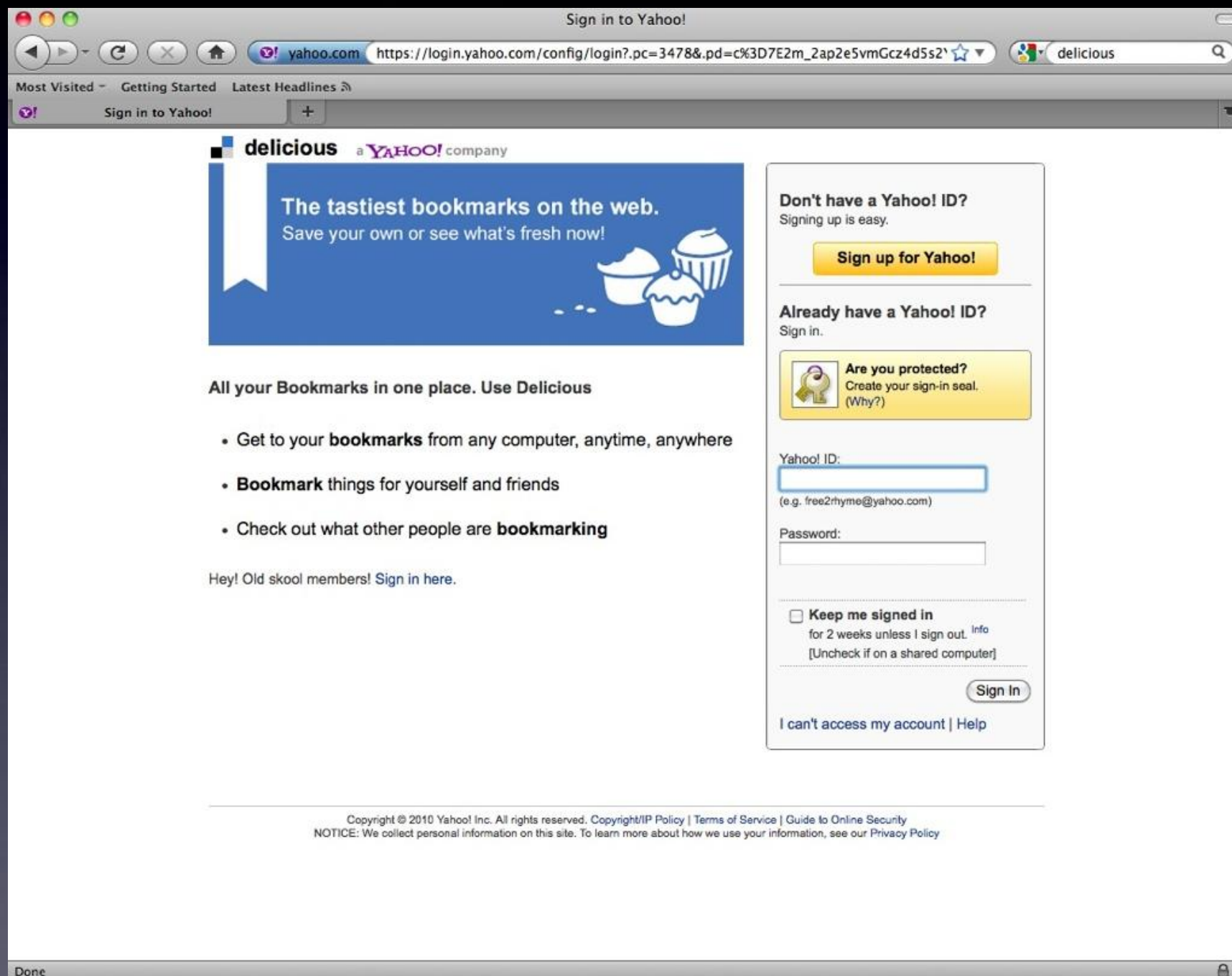
www.delicious.com



delicious is free to join but it does require signup.

At the Home page you can sign up by clicking on the “Join Now” link in the upper right-hand corner.

When signing up, it asks for your Yahoo ID. If you do not have one, there is a link to create one.



The screenshot shows a web browser window titled "Sign in to Yahoo!". The address bar displays "yahoo.com" and the URL "https://login.yahoo.com/config/login?.pc=3478&.pd=c%3D7E2m_2ap2e5vmGcz4d5s2". The page features the "delicious" logo and the text "a YAHOO! company". A blue banner reads "The tastiest bookmarks on the web. Save your own or see what's fresh now!" with an illustration of cupcakes. Below this, a section titled "All your Bookmarks in one place. Use Delicious" lists three bullet points: "Get to your **bookmarks** from any computer, anytime, anywhere", "Bookmark things for yourself and friends", and "Check out what other people are **bookmarking**". A message says "Hey! Old skool members! Sign in here." On the right, a sign-in form is visible. It includes a "Don't have a Yahoo! ID?" section with a "Sign up for Yahoo!" button. Below that is an "Already have a Yahoo! ID?" section with a "Sign in." link. A yellow box asks "Are you protected?" to "Create your sign-in seal." The form has fields for "Yahoo! ID:" (with an example "free2rhyme@yahoo.com") and "Password:". There is a checkbox for "Keep me signed in for 2 weeks unless I sign out." with a link to "Info" and a note "[Uncheck if on a shared computer]". A "Sign In" button is at the bottom of the form. At the very bottom of the page, there is a copyright notice: "Copyright © 2010 Yahoo! Inc. All rights reserved. Copyright/Privacy Policy | Terms of Service | Guide to Online Security" and a notice: "NOTICE: We collect personal information on this site. To learn more about how we use your information, see our Privacy Policy".

Sign in to Yahoo!

Most Visited - Getting Started Latest Headlines

Sign in to Yahoo!

delicious a YAHOO! company

The tastiest bookmarks on the web.
Save your own or see what's fresh now!

All your Bookmarks in one place. Use Delicious


- Get to your **bookmarks** from any computer, anytime, anywhere
- **Bookmark** things for yourself and friends
- Check out what other people are **bookmarking**

Hey! Old skool members! Sign in here.

Don't have a Yahoo! ID?
Signing up is easy.

[Sign up for Yahoo!](#)

Already have a Yahoo! ID?
Sign in.

 **Are you protected?**
Create your sign-in seal.
(Why?)

Yahoo! ID:

(e.g. free2rhyme@yahoo.com)

Password:

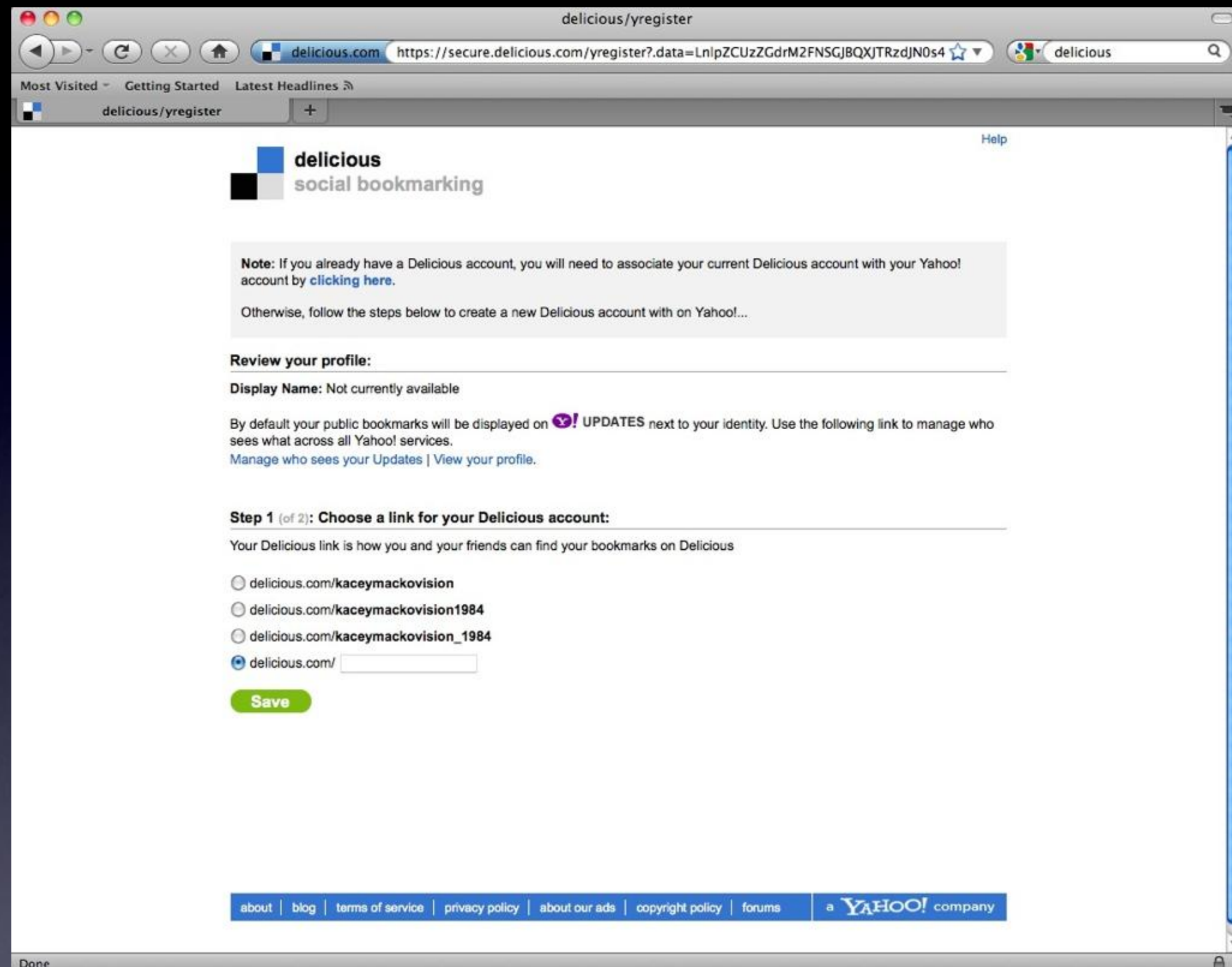
☐ **Keep me signed in**
for 2 weeks unless I sign out. [Info](#)
[Uncheck if on a shared computer]

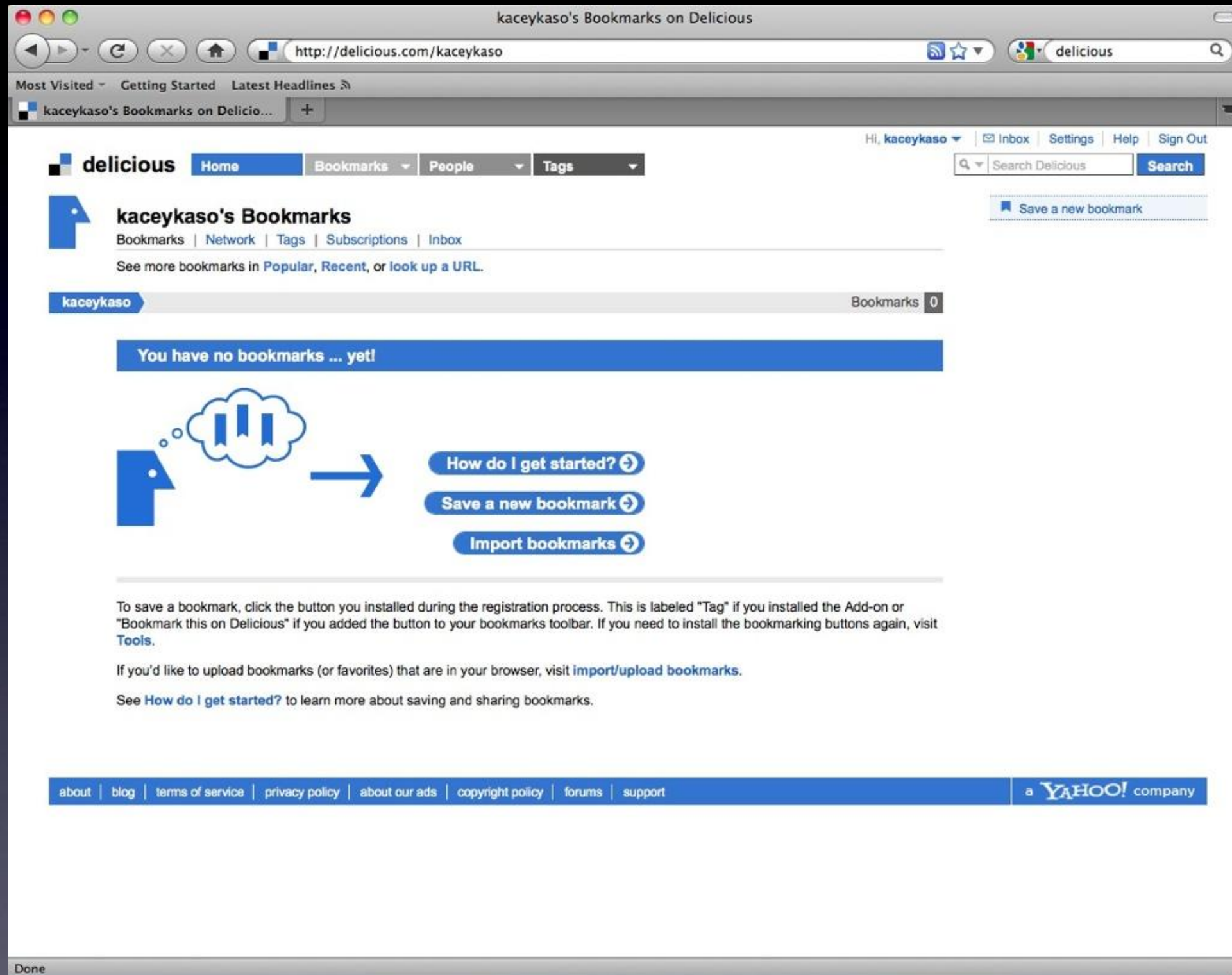
[Sign In](#)

[I can't access my account](#) | [Help](#)

Copyright © 2010 Yahoo! Inc. All rights reserved. Copyright/Privacy Policy | Terms of Service | Guide to Online Security
NOTICE: We collect personal information on this site. To learn more about how we use your information, see our Privacy Policy

After inputting
your Yahoo
ID, you are
taken a page
to customize
your delicious
account link.





Now you are ready to start building your delicious library.

You can manually input a bookmark by clicking “Save a New Bookmark”, or import your existing bookmarks from your web browser by clicking “Import Bookmarks”.

After clicking “Save a New Bookmark” you enter in the site you wish to bookmark, and click “Next”.

The screenshot shows a web browser window titled "Save a Bookmark on Delicious". The address bar contains the URL "http://delicious.com/save". The browser's search bar shows "delicious". The page header includes navigation links: "Most Visited", "Getting Started", and "Latest Headlines". Below the header, there's a section for "Save a Bookmark on Delicious" with a plus icon. The main content area features the Delicious logo, a navigation bar with "Home", "Bookmarks", "People", and "Tags", and a user profile "Hi, kaceykaso" with links to "Inbox", "Settings", "Help", and "Sign Out". A search bar with "Search Delicious" and a "Search" button is also present. The main heading is "Save a new bookmark" with a subtext "Start by entering a URL". Below this, a message states: "Did you know? Saving bookmarks to Delicious is much easier with our [bookmarking tools](#)." A large text input field labeled "URL" is provided, followed by a green "Next" button. The footer contains a list of links: "about", "blog", "terms of service", "privacy policy", "about our ads", "copyright policy", "forums", and "support", along with the text "a YAHOO! company".

Save a Bookmark on Delicious

http://delicious.com/save

delicious

Most Visited - Getting Started Latest Headlines

Save a Bookmark on Delicious

Hi, kaceykaso | Inbox | Settings | Help | Sign Out

delicious Home Bookmarks People Tags

Search Delicious Search

Save a new bookmark
Start by entering a URL

Did you know? Saving bookmarks to Delicious is much easier with our [bookmarking tools](#).

URL

Next

about | blog | terms of service | privacy policy | about our ads | copyright policy | forums | support

a YAHOO! company

You can enter more detailed information for your bookmark including notes and tags. You can also enter an email to send your new bookmark to.

The screenshot shows a web browser window titled "Save a Bookmark on Delicious" with the URL "http://delicious.com/save". The page features a navigation bar with links for "Most Visited", "Getting Started", and "Latest Headlines". Below this is a user profile section for "Hi, kaceykaso" with links to "Inbox", "Settings", "Help", and "Sign Out". A search bar labeled "Search Delicious" is also present. The main heading is "Save a new bookmark" with the subtext "Now add tags and notes". The form includes fields for "URL" (pre-filled with "http://www.apple.com/"), "TITLE" (pre-filled with "Apple"), "NOTES", "TAGS" (pre-filled with "apple"), and "SEND". A checkbox for "Mark as Private" is located below the "SEND" field. "Save" and "Cancel" buttons are positioned to the right of the form. Below the form, there are tabs for "Tags" and "Send". The "Tags" tab is active, showing a list of popular tags: "apple", "mac", "computers", "computer", "technology", "osx", and "macintosh". A "Sort: Alpha | Frequency" option is available. The footer contains a blue bar with links: "about", "blog", "terms of service", "privacy policy", "about our ads", "copyright policy", "forums", and "support", followed by the text "a YAHOO! company".

Save a Bookmark on Delicious

http://delicious.com/save

Most Visited Getting Started Latest Headlines

Save a Bookmark on Delicious

Hi, kaceykaso Inbox Settings Help Sign Out

Search Delicious Search

Save a new bookmark
Now add tags and notes

URL Required

TITLE Required

NOTES

TAGS 1000 characters left

SEND Space separated, 128 characters per tag

☐ Mark as Private

Save **Cancel**

Tags **Send**

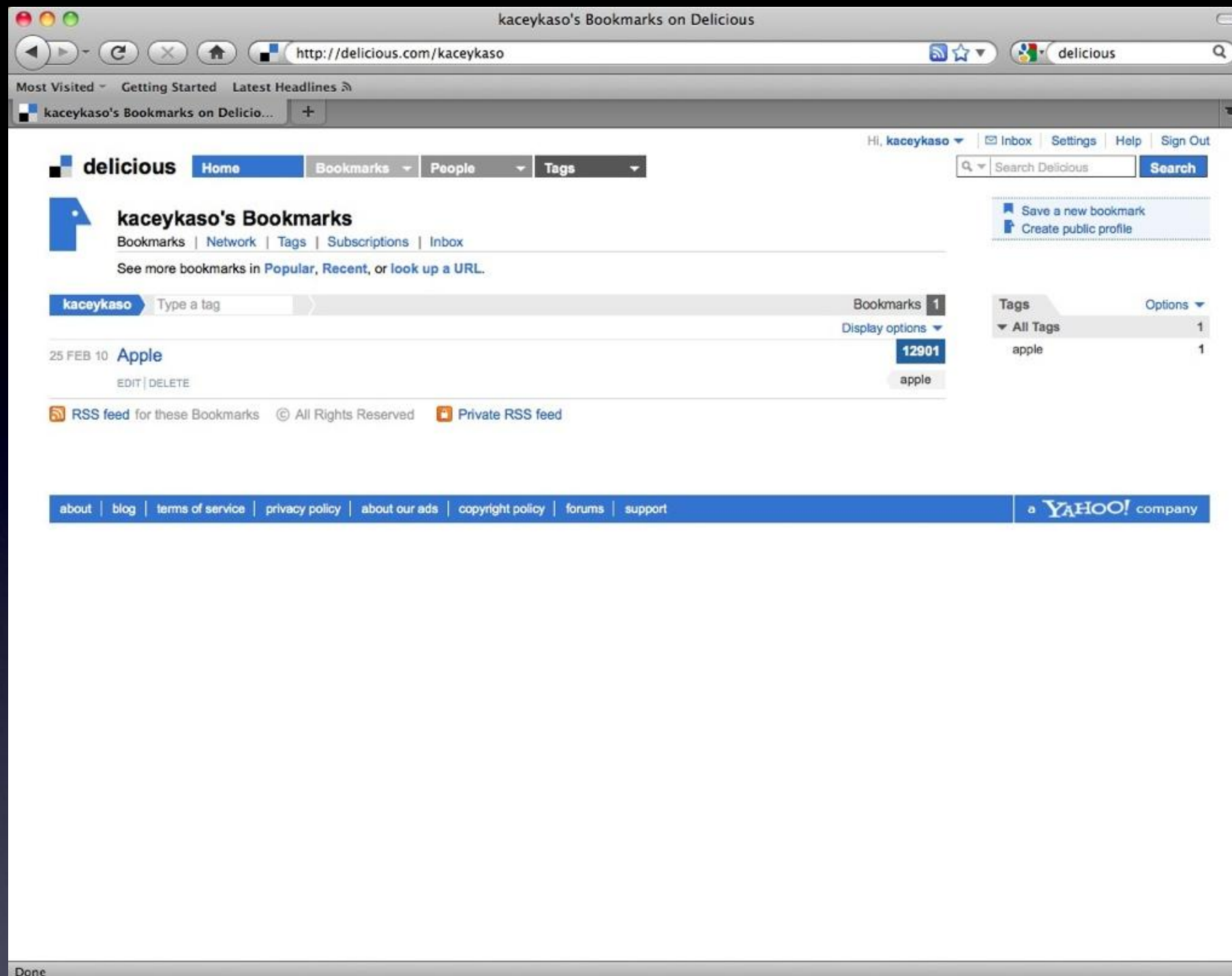
Sort: Alpha | Frequency

▼ Popular

apple mac computers computer technology osx macintosh

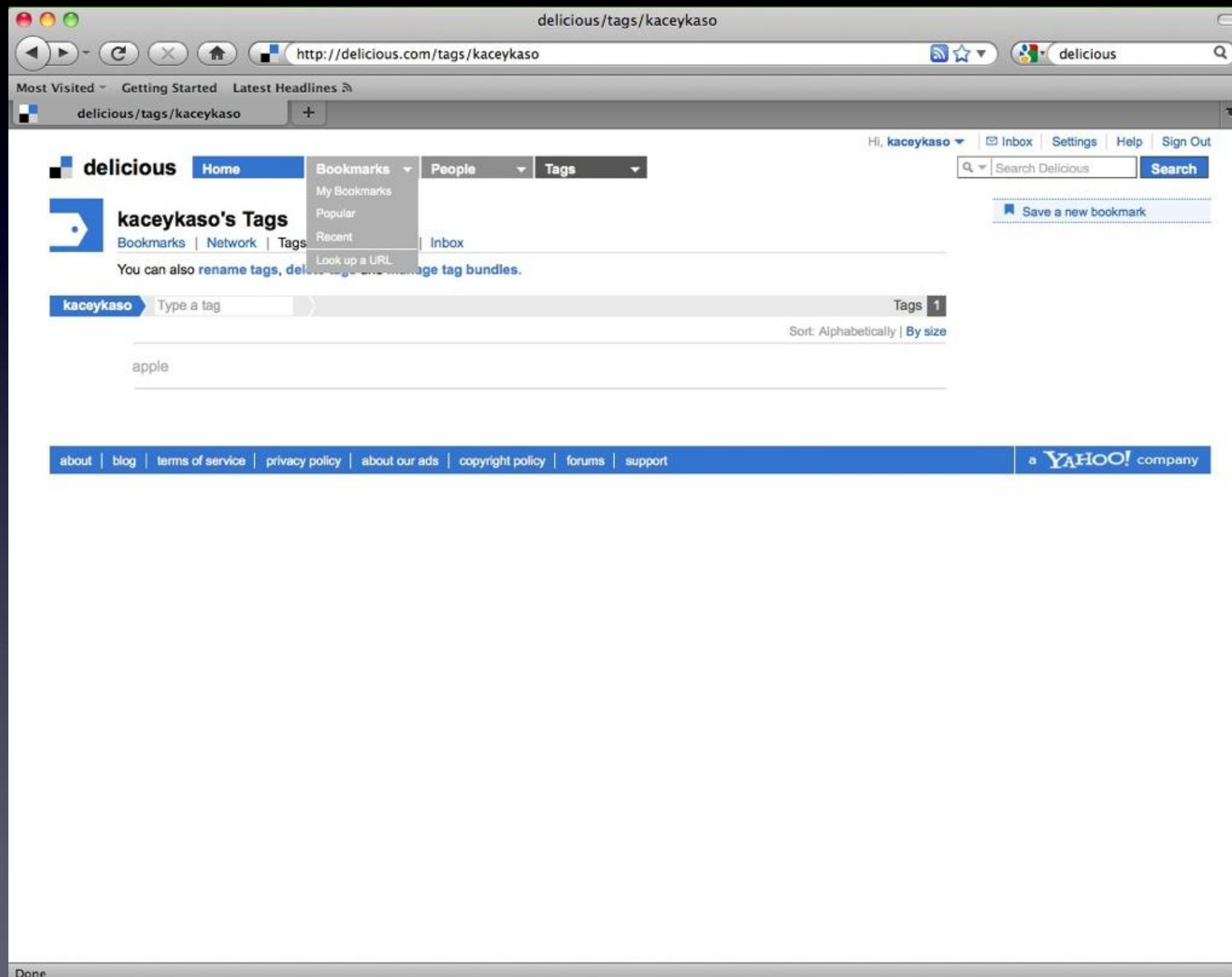
about | blog | terms of service | privacy policy | about our ads | copyright policy | forums | support

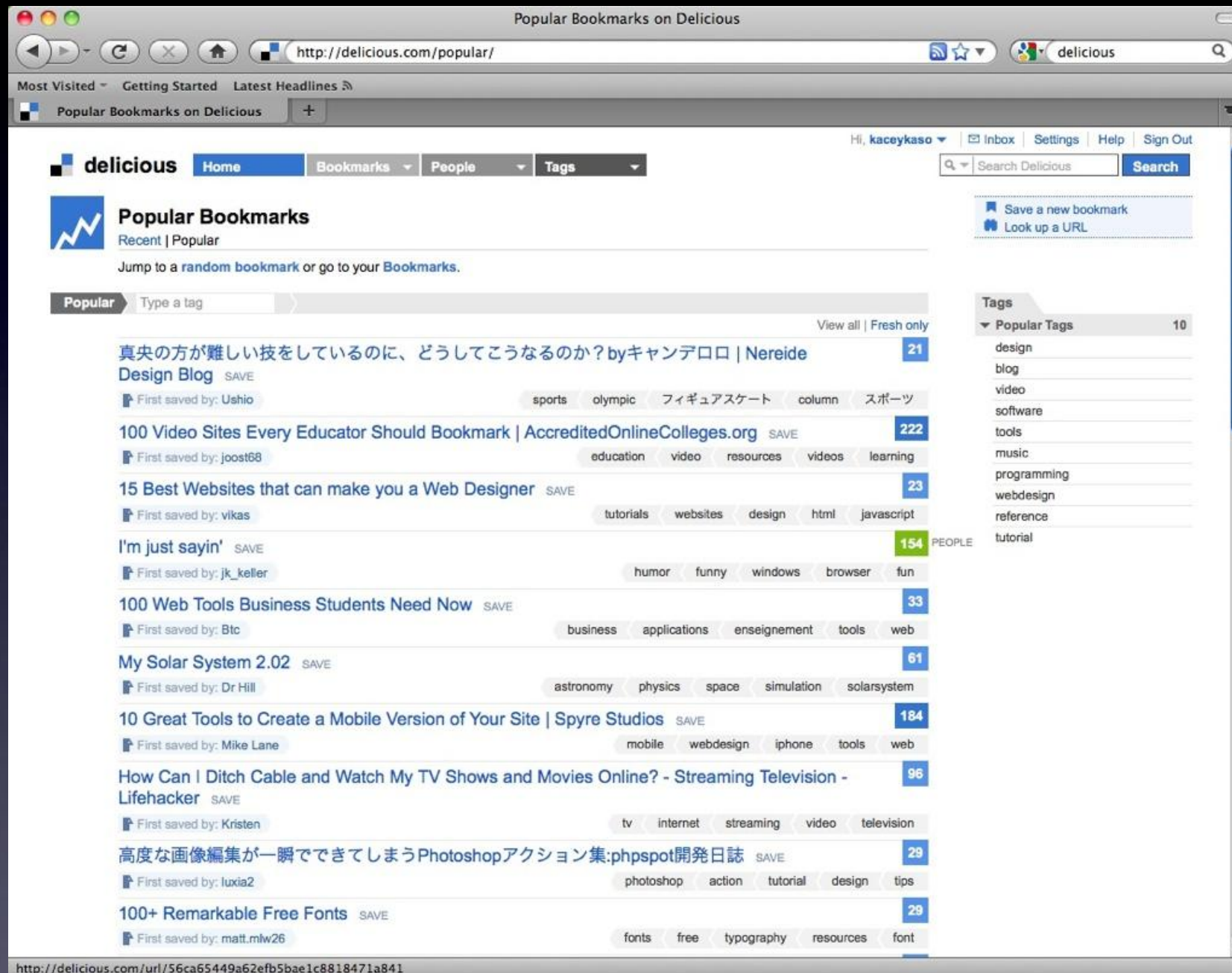
a YAHOO! company



After clicking “Save” you are brought to your delicious library, now populated with your new bookmark.

To see what bookmarks other people are looking at right now, click “Popular” under “Bookmarks” up at the top.





Here you see the most popular bookmarks, tags, and as well as how many people have bookmarked each link.

When you search for
a tag or bookmark,
you get a complete
history including each
person's notes

Everyone's bookmarks for "Apple" on Delicious

http://delicious.com/url/f61b95cc3da5eba49338fca5a4bcb866

Most Visited - Getting Started Latest Headlines

Everyone's bookmarks for "Apple"...

Hi, kaceykaso ▾ Inbox Settings Help Sign Out

delicious Home Bookmarks ▾ People ▾ Tags ▾

Search Delicious Search

Look up another URL

Everyone's Bookmarks for:
Apple
www.apple.com/

▼ My Bookmark
25 FEB 10 Apple
EDIT | DELETE apple

History Notes

Saved 12019 times, first saved by Angus Fraser, Sydney on 04 Mar 03. View Chart

24 FEB 10 bal2023 technology apple mac computers shopping tech music gadgets macintosh computer

Apple designs and creates iPod and iTunes, Mac laptop and desktop computers, the OS X operating system, and the revolutionary iPhone

Barrett mac computers apple

michael CA Q59 APPLE

Tim CA Q53 APPLE

23 FEB 10 xstickerrx BookmarksBar imported

Kim

王少伟 apple IT music

22 FEB 10 jerome.bois design showcase

lily ipod computers entertainment

help out with iTunes

Michael iTunes

Joe Apple iPod

21 FEB 10 MariaM St imported BookmarksBar

Tags

▼ Top Tags

apple	5916
mac	3521
computers	1928
computer	1618
technology	1558
osx	1498
macintosh	1456
ipod	910
software	669
imported	637
shopping	466
tech	389
hardware	352
iphone	291
design	287
bookmarksbar	267
safari_export	264
music	256
itunes	210
news	181
it	171
store	128
electronics	106
imported_ie_fa...	98
macbook	97
imac	88
gadgets	84
geek	77
bit200w07	73
apple,	69

Done