

Wetoku

wetoku.com

Description: Wetoku is an online video chat/interview service, allowing people to communicate with video and audio over the internet, without the need to download and install any software.

System Requirements: Flash Player 9 or above, Firefox, Safari, Internet Explorer or Chrome web browser.

Signup Requirements: You will need to register for an account, which is free, on wetoku.com. You will need to create a username and enter a valid email address.

Installing Wetoku:

1. There is no installation required, Wetoku uses Flash in the browser.
-

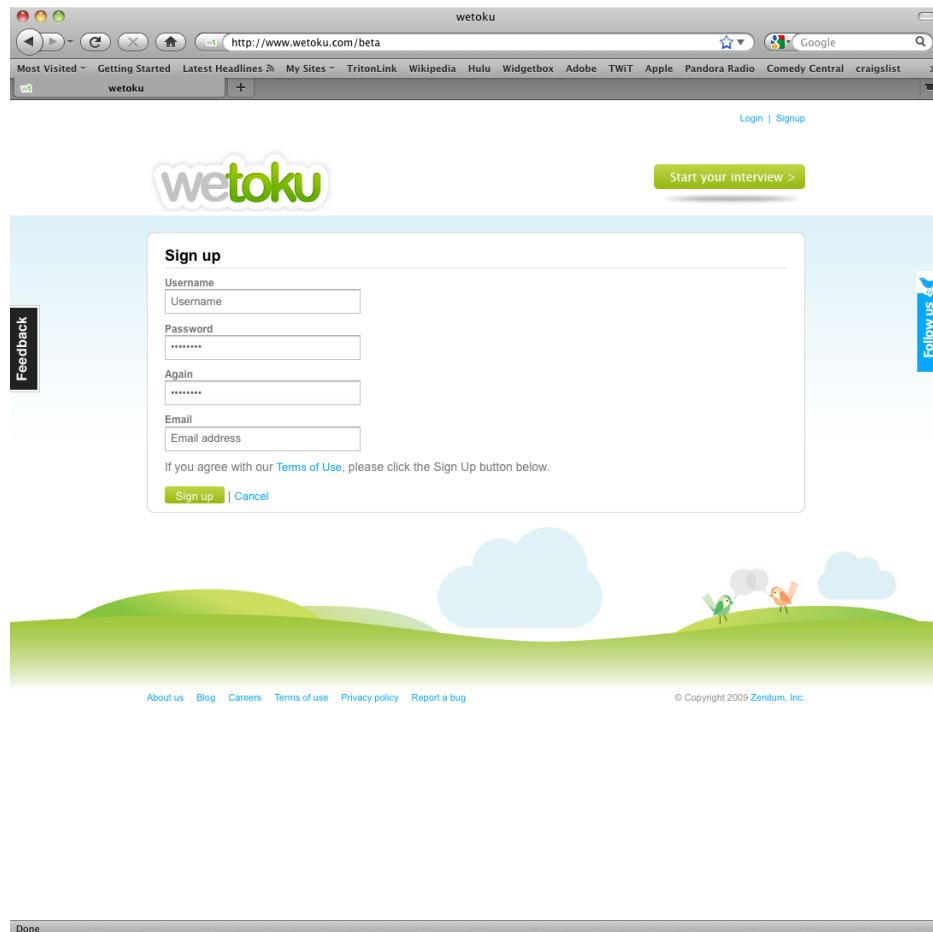
Using Wetoku: Below are a few points to get started.

First, go to www.wetoku.com

On the homepage, you are asked to either login or signup. Click "Signup" in the upper right-hand corner.



You are then taken to this screen, asking you to create a username, password, and enter your email address.



The screenshot shows a web browser window with the URL <http://www.wetoku.com/beta>. The browser's address bar and a menu bar with various links (Most Visited, Getting Started, Latest Headlines, My Sites, TritonLink, Wikipedia, Hulu, Widgetbox, Adobe, TWIT, Apple, Pandora Radio, Comedy Central, craigslist) are visible. The wetoku logo is at the top center, and a green button labeled "Start your interview >" is at the top right. The main content area features a "Sign up" form with the following fields: "Username" (with a placeholder "Username"), "Password" (with a placeholder "*****"), "Again" (with a placeholder "*****"), and "Email" (with a placeholder "Email address"). Below the form, a message states: "If you agree with our [Terms of Use](#), please click the Sign Up button below." At the bottom of the form are two buttons: "Sign up" (green) and "Cancel" (blue). The page has a light blue background with a green hill and clouds at the bottom. A "Feedback" button is on the left, and a "Follow us" button is on the right. The footer contains links: "About us", "Blog", "Careers", "Terms of use", "Privacy policy", and "Report a bug", along with the copyright notice "© Copyright 2009 Zenitum, Inc." A "Done" button is visible at the very bottom of the browser window.

Sign up

Username
Username

Password

Again

Email
Email address

If you agree with our [Terms of Use](#), please click the Sign Up button below.

Sign up | Cancel

Feedback


Follow us

About us | Blog | Careers | Terms of use | Privacy policy | Report a bug


© Copyright 2009 Zenitum, Inc.

Done

You will then receive a confirmation email that you will need to check. Click on the link in the email, taking you back to wetoku.com. Your signup is now complete and you can start making interviews!



Sign in with your new username and password. You will be taken to your personal homepage of videos. Since there are none, there will be a link in the middle of the page, prompting you to "Start Your First Interview Here", click this link.



Wetoku will then ask for a video title, the name of the interviewer, and the name of the interviewee. Fill out this information, and then click "Next".

The screenshot shows a web browser window with the URL <http://wetoku.com/video/start>. The browser's address bar and tabs are visible. The page features the Wetoku logo at the top center. Below the logo is a form titled "Record New Video". The form contains three input fields: "Title" (with the placeholder text "First Interview"), "Interviewer" (with the placeholder text "Kaceykaso"), and "Interviewee" (with the placeholder text "Jackson"). Each input field has a corresponding instruction: "This title will be displayed above the video, so keep it informative.", "Your name, title, alias or anything you'd like to be known as", and "The name, title, alias or anything of the person/people/group you're interviewing." respectively. Below the input fields, there is a section for "Your plan" which is currently set to "Free". There is a link for "Advanced options" with a downward arrow. At the bottom of the form are two buttons: "Next" (highlighted in green) and "Cancel". The page also includes a "Feedback" button on the left and a "Follow us" button on the right. The footer contains links for "About us", "Blog", "Careers", "Terms of use", "Privacy policy", and "Report a bug", along with the copyright notice "© Copyright 2009 Zenitum, Inc." and a "Done" button at the very bottom.

wetoku

http://wetoku.com/video/start

Most Visited - Getting Started Latest Headlines My Sites - TritonLink Wikipedia Hulu Widgetbox Adobe TWIT Apple Pandora Radio Comedy Central craigslist

Hello Kaceykaso | Logout | My account

wetoku

Record New Video

Title
First Interview This title will be displayed above the video, so keep it informative.

Interviewer
Kaceykaso Your name, title, alias or anything you'd like to be known as

Interviewee
Jackson The name, title, alias or anything of the person/people/group you're interviewing.

Your plan
Free

[Advanced options ▼](#)

[Next](#) [Cancel](#)

Feedback

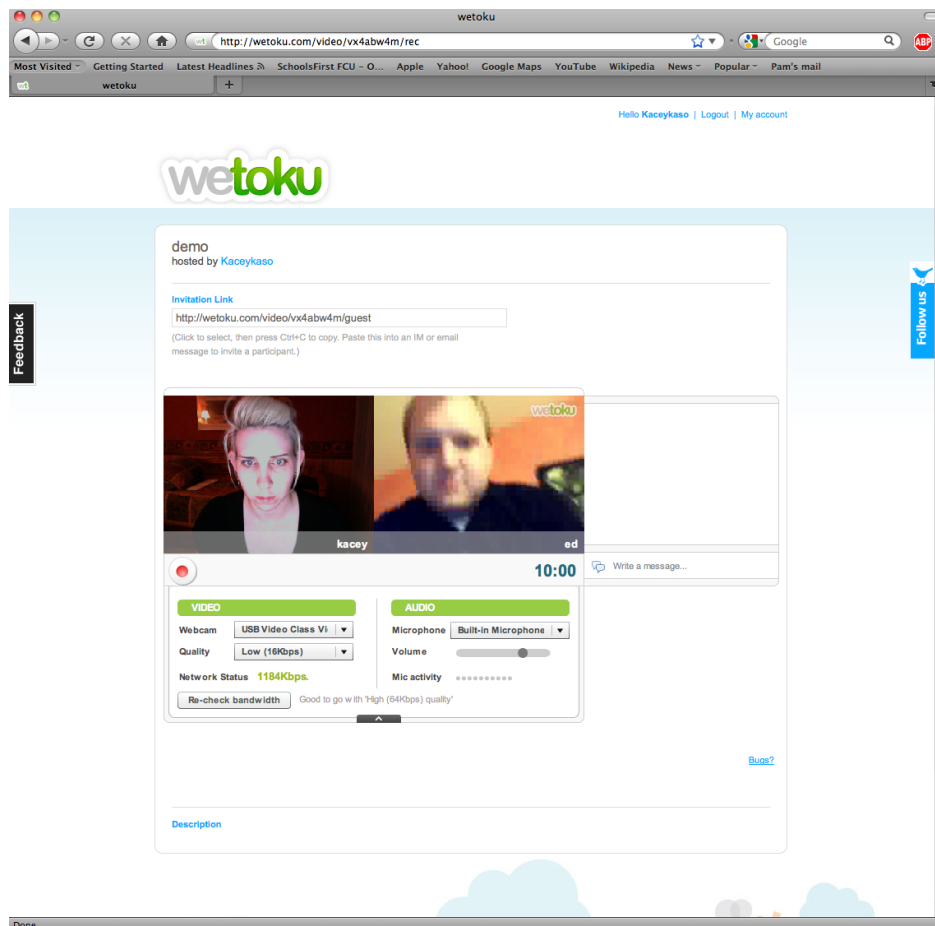
Follow us

About us Blog Careers Terms of use Privacy policy Report a bug

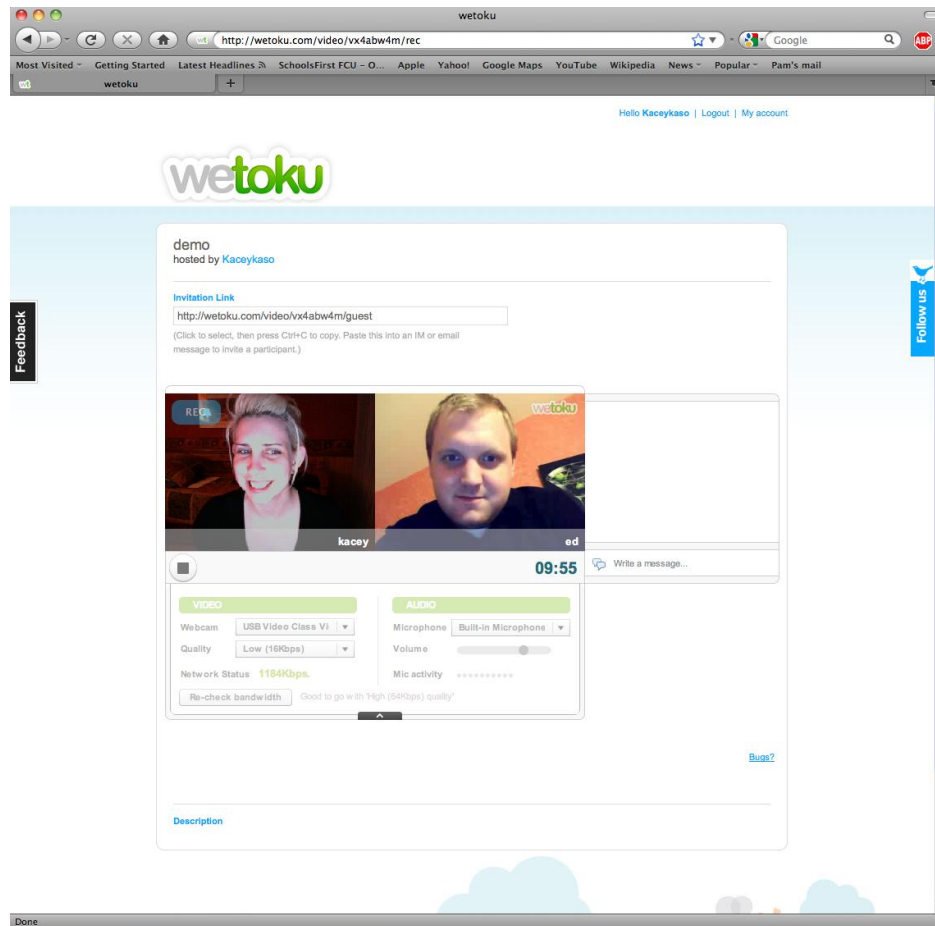
© Copyright 2009 Zenitum, Inc.

Done

Your video interview will then be set up. Wetoku will give you a link to give to the interviewee at the top of the page. Copy this link into an email or chat box. Once your interviewee clicks the link, they will be taken to a similar page, and popup into the window next to yours. When your all set, click the red Record button just below your window.



Once Record is clicked, a "Rec" bubble will appear in your window, and a timer will start. To end your recording, click the square Stop button below your window, where the Record button used to be.



When you are done recording, your finished video will now appear on your homepage for you to view anytime. There is also a link beside it, so that you can share your video with others.
And that's it! Your ready to start interviewing!

