

## QuestionPro

[www.questionpro.com](http://www.questionpro.com)

*Description:* QuestionPro is an online survey suite that offers a simple interface for setting up surveys as well as integration with Facebook.

*System Requirements:* Internet Access & Web browser (PC IE5 and higher, any version of Firefox or Safari on PC or Mac)

*Signup Requirements:* Free signup for basic access, email and password only.

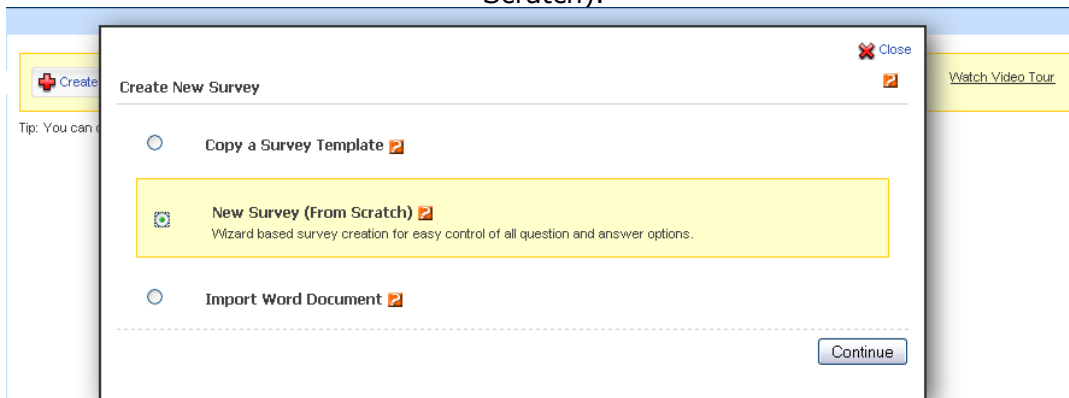
---

### Accessing QuestionPro:

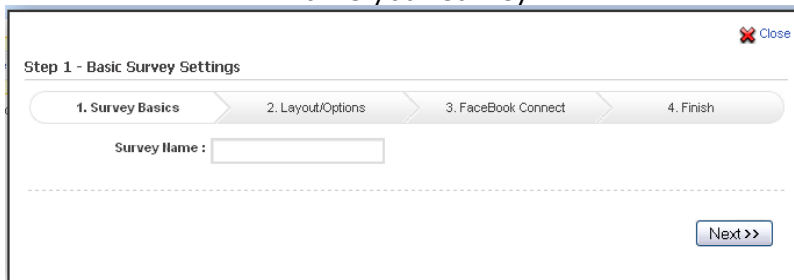
1. Go to [www.questionpro.com](http://www.questionpro.com)
  2. Enter your email address
  3. Choose your password
- 

**Using QuestionPro:** There is a video tutorial on the QuestionPro website as well as a free one hour online interactive tutorial. However the following provides you a basic overview of the basic use.

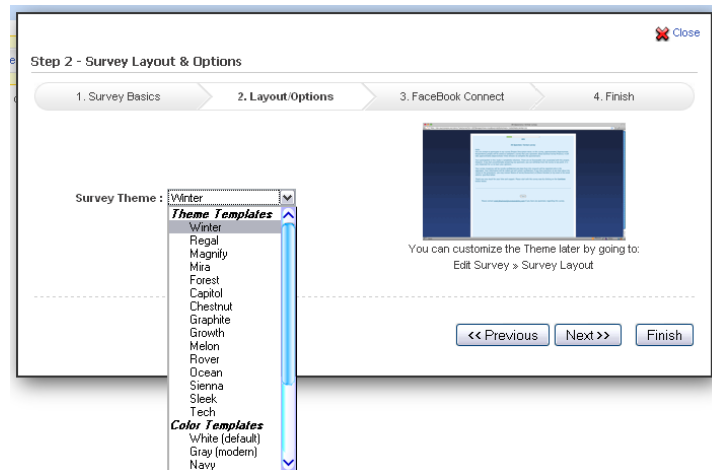
Click the Create a New Survey button to open options and select New Survey (From Scratch).



Name your survey

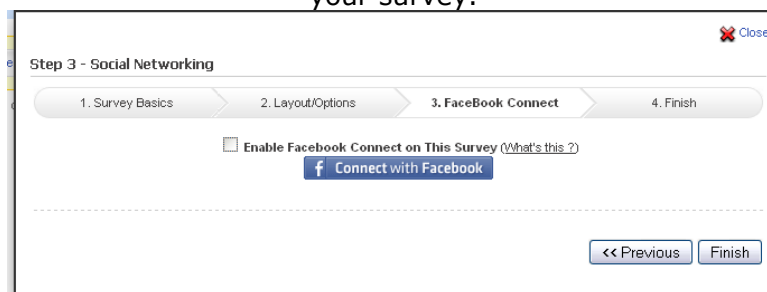


Select a theme you like. Your selected theme will preview on the right.



*"Facebook Connect allows users who take your survey to first authenticate on Facebook.com and then (upon a successful authentication) they will be allowed to take the survey."*

If you do not want to link your survey to Facebook, you can skip this and finish creating your survey.



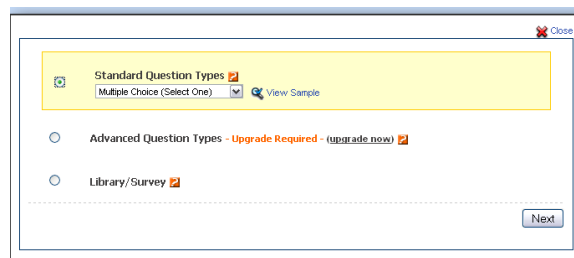
Now that your survey is created, you can start adding questions.

You can choose three options:

**Standard Question Types** – Choose one, choose many, numeric, open ended, rank order, matrix(table), etc.

**Advanced Question Types** – These are only available with a paid subscription to QuestionPro and include side by side tables, custom scoring, and file upload.

**Library/Survey** – These questions are ones that you created previously or used in a prior survey, you can reuse them at any time.



After selecting your question type, enter your questions and possible choices, with one response per row. You can include an "Other" box that will let respondents type in a custom response.

The screenshot shows a web-based form for creating a multiple-choice question. The title is 'Multiple Choice (Select One)' with a 'Close' button in the top right. Below the title, there's a 'Code' field with 'Q1' entered. The 'Question Text' section contains the text 'What is your favorite color?' and has formatting options (B, I, U, CP, list icon). The 'Answers (one per line)' section lists 'Blue', 'Green', 'Red', 'Yellow', 'Orange', and 'Purple'. It also has formatting options and a 'Scale Library' dropdown. At the bottom, there's a checked 'Other' checkbox, a 'Width (Characters)' field with '25', and a 'Rows' field with '0'. There are 'Start Over' and 'Save Question' buttons at the bottom.

Once you're done adding questions to your survey, click "Send"



You can announce your survey through Facebook, Twitter, Email or a website through the HTML link provided.

The screenshot shows two sections for sharing a survey. The top section, 'Linking to Your Survey', has a 'Survey Link' field with the URL 'http://questionpro.com/t/ADpIXZHBhP' and a 'Customize' link. Below it are icons for Facebook, Twitter, and Email, followed by an 'HTML Link' field containing '<A HREF='http://questionpro.com/t/ADpIXZHBhP'. The bottom section, 'Twitter/Facebook/Email - Social Network', has three rows: 'Facebook' with a description 'Post your survey on your wall for all your friends.' and an 'Update Facebook' button; 'Twitter' with a description 'Invite Twitter followers to take your survey.' and an 'Update Twitter' button; and 'Email' with a description 'Email users to take the survey.' and a 'Send Email' button.