


\$3.50


PROFILES

The Magazine for Kaypro Users
July/August 1985

\$100,000 a year
freelancing

Customizing WordStar





2400 bps modems: Do you Really need another speed?

● Is the shift from 300 to 1200 bps going to repeat itself at 2400 bps? The answer is both yes and no. There certainly are applications for 2400 bps asynch dial-up modems, but we shouldn't expect 1200 bps to die overnight.

● 2400 bps modems can improve throughput, thereby getting tasks done quicker and more economically. However, 1200 bps has become the virtual standard for professional dial-up communications, and most users are satisfied with it. So why consider a 2400 bps modem at all?

● One reason is flexibility. If the modem you select operates at all three speeds (300, 1200 & 2400) in accordance with accepted industry standards, it will serve virtually all dial-up applications now and in the foreseeable future.

● The modem you select should be the MultiModem224. It is Bell 212A and 103 compatible at 1200 and 300 bps, and CCITT V.22bis compatible at 2400. It is also 100% compatible with the Hayes command set, meaning that it will work with virtually all communications software packages, at all three speeds. Other features include both synchronous and asynchronous operation, full intelligence and a phone number memory.

● The MultiModem224 is available in both desktop and IBM PC™ internal card versions. (There is also a rack-mounted version for central sites.) And as a bonus, we provide free offers from ten of the most popular on-line information services, including CompuServe™, Dow Jones™ and The Source™.

● A 2400/1200/300 bps modem is just a plain good investment. Why not let the MultiModem224 provide your communications for both today and tomorrow?

MultiTech
Systems

The right answer every time.

82 Second Ave. S.E., New Brighton, MN 55112 (612) 631-3550, TWX: 910-563-3610

MultiTech
Systems

MultiModem 224

2400/1200/300 BPS Intelligent Modem



Kaypro 16 Products

SUPER SPEED

WE COULDN'T RESIST

NEW PRODUCTS

- Kaypro 16**
1. 256 to 512 Memory Upgrade Kit \$69.95
 2. 512 to 640 Memory Upgrade Kit \$CALL
- BONUS:** Purchase of either upgrade memory kit includes public domain RAM disk software program to turn extra memory in the 16 into a RAM Disk
3. Improved Character ROM:
Clear, easy to read new Character Set \$29.95
 4. TLC Lisp — with turtle graphics \$250.00

Kaypro 1, 2X, 2-84, 4-84, 10
IBM-PC type external monitor adapter, simultaneous dual screen operation, just as sharp and clear as internal screen \$49.95

Electronic RAM Disk and Printer Buffer Combination—the ultimate add-on for Kaypro I, II, 4, 2-84 and 2X Computers.

Incredible speed and efficiency are offered using MicroSphere's dual operation Electronic RAM disk and printer buffer. No longer will you need to wait for your Kaypro to slowly finish mundane tasks such as running a printer or waiting for floppy drives to turn when you have better things to do.

Features:

- ★ Can be powered externally ★ 255 directory entries
- ★ 10 MHz microprocessor speed
- ★ Compatible with Pro 8 and Plu-Perfect or 5 MHz speed up kits
- ★ Choice of drive A or E
- ★ RAM disk memory not lost on cold boot or reset of Kaypro
- ★ Printer buffer runs independently of RAM disk operation
- ★ Printer buffer sizes available: 4K, 32K, 64K

Any RAM Disk listed below can be expanded to 1mb by adding memory chips.

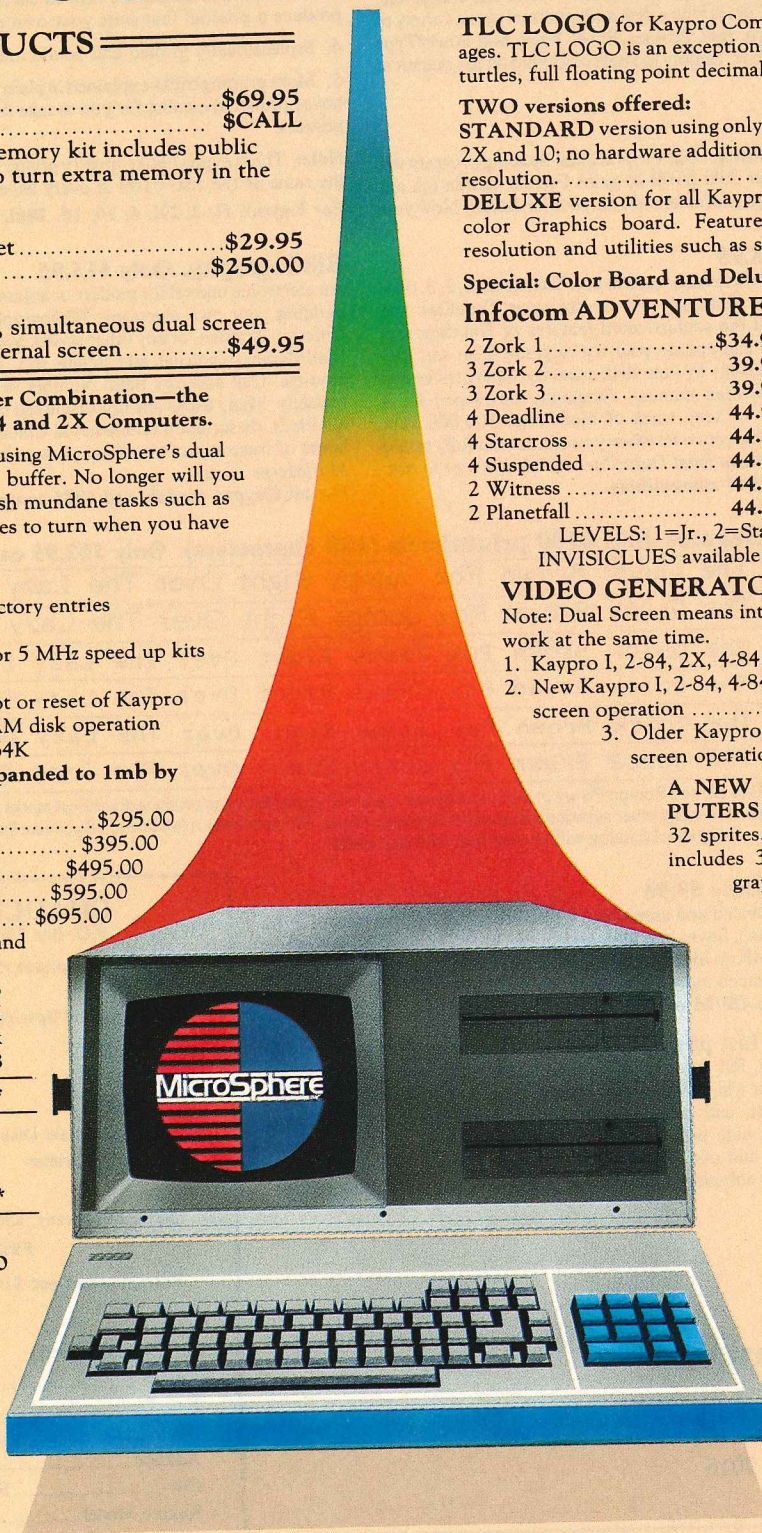
Tested RAM Disk without RAM Chips	\$295.00
256K RAM Disk	\$395.00
512K RAM Disk	\$495.00
768K RAM Disk	\$595.00
1MB RAM Disk	\$695.00

When ordering, specify computer model and printer buffer size.

	4MHz	Kaypro	Floppy	RAM	Disk	Disk
Recal 14K Perfect Calc	9:31.25	1:17.78				
Load LADDER.COM	9.38 *	2.12 *				
Load Printer Buffer						
20K file, 11 pages, 2586 words using PIP to the LST device					24.61 *	
*Time in seconds						
R.F. Modulator						\$25.00

Zenith Monitors

Description	Model	Price
Composite Amber	122	\$119
Composite Green	123	\$114
IBM Type Amber	124	\$179
IBM & Analog RGB	135	\$549



TLC LOGO for Kaypro Computers. Easy and exciting language for all ages. TLC LOGO is an exceptionally complete logo with vectors, multiple turtles, full floating point decimals and extremely fast program execution.

TWO versions offered:

STANDARD version using only internal graphics of Kaypro I, 2-84, 4-84, 2X and 10; no hardware additions or modifications required; 16,000 pixel resolution. \$99.95

DELUXE version for all Kaypro Computers that have the MicroSphere color Graphics board. Features 16 colors, 32 sprites, 49,000 pixel resolution and utilities such as screen dump to printer or disk. \$129.95

Special: Color Board and Deluxe TLC Logo \$199.95

Infocom ADVENTURE Games/Kaypro or PC Format

2 Zork 1	\$34.95	2 Enchanter	44.95
3 Zork 2	39.95	3 Infidel	39.95
3 Zork 3	39.95	3 Sorcerer	39.95
4 Deadline	44.95	1 Seastalker	34.95
4 Starcross	44.95	2 Cutthroats	34.95
4 Suspended	44.95	2 Hitchhikers	34.95
2 Witness	44.95	3 Suspect	39.95
2 Planetfall	44.95		

LEVELS: 1=Jr., 2=Standard, 3=Advanced, 4=Expert
INVISICLUES available at \$7.95 each for all above games.

VIDEO GENERATOR FOR KAYPRO

Note: Dual Screen means internal Kaypro screen and external monitor work at the same time.

1. Kaypro I, 2-84, 2X, 4-84, 10 standard composite video \$89.95
2. New Kaypro I, 2-84, 4-84, 2X, 10 IBM type external monitor, dual screen operation \$49.95
3. Older Kaypro 2 & 4, standard composite video, dual screen operation \$49.95

A NEW DIMENSION FOR KAYPRO COMPUTERS Color Graphics Board. Features 16 colors, 32 sprites, 256x192 bit mapped graphics. Software includes 3 editors, drivers and routines to access graphics system. Utilities include screen dump to disk and printer. Dual screen operation.
Color Board for Kaypro I, II, 4, 2-84, 2X, 4-84, 10 and Robie \$145.00

INSTANT GRAPHER 2.0 (For use with Color Graphics Board) Creates bar charts stacked bar charts, hi/low, line graphs from keyboard, Perfect Calc, CalcStar or text files. \$40.00

CATALOG & COMPLETE DESCRIPTION AVAILABLE!

MicroSphere, Inc.
P.O. Box 1221
Bend, Oregon 97701
503-388-1194
9-5 Pacific Time
Dealer inquiries invited



Professional software for your Kaypro at low, low prices.

Proportional Spacing. Now in Version 3.0. Only \$22.95

A program that automatically installs your WordStar to print in proportional spacing and right justified margin. This means such letters as "i" and "j" will occupy much less space than letters like "m" and "w," and the space between words will be evenly spread out. As a result, every document you print, every letter you send out from your office will be dramatically improved in printout appearance and look almost *typeset*! Moreover, you can continue to print in right justification, boldface, shadow print, underscore, superscript, subscript, and a combination of these features while in proportional spacing mode. Best results are achieved when you use a PS printwheel, but fine even if you use the ordinary non-PS 10, 12, or 15-pitch printwheels. No crowded characters, even on one-word short lines. Comes with a disk and a manual plus a variety of printing tricks. Requires Kaypro, Juki, Brother, Silver-Reed, Star PowerType or any other letter-quality printers. Simply the best of its kind on the market at any price!

Extra Bonus for Juki 6100 printer: Our Proportional Spacing program will also automatically install your Juki 6100 to print French cedilla (ç) and German umlaut (ü), two foreign characters not on your keyboard. Now your

Juki 6100 can print all the diacritical marks needed for French and German. Detailed instructions on how to print the other four special characters (€ § — £) on Juki printwheels are included in our manual.

Now, Version 3.0 with more features added:

1. Allows you to install up to four different kinds of printwheels, including the new Juki Standard PS and the 15-pitch Mini Majestic (sold below).
2. Can print your NEW WORD files in proportional spacing and right justified margin.
3. Detailed instructions on how to customize our program, if necessary, to produce a printout that suits your own personal taste.
4. Professionally printed and bound manual.
5. More printing tricks explained in plain English (not computerese) by our in-house printer specialist for you to take full advantages of your letter-quality printers.

Note: The Keypro Letter-quality printer that comes with your Kaypro 2X is the same as the Juki 6100 in every aspect except color.

For Kaypro II, 2, 2X, 4, 10, 16, 286i, and all IBM compatibles.

Mailing List. Only \$15.95

Just load it and start data entry! Extremely easy to use. Then print 1, 2, 3, or 4-across standard Avery labels. Specially set up for your DataStar and MailMerge, so you will get all the sophisticated features of DataStar and MailMerge: Add, delete, sort, and update your list anytime. Can sort *any* field. Number of records limited only by your disk capacity. Many tricks and tips included in our clearly written manual. Originally developed for a magazine subscription agency to keep track of more than 100,000 subscribers. Why waste time creating your own when you can use our fully tested and debugged program? *Requires at least DataStar and MailMerge to run.* **For all Kaypro models and IBM compatibles.**

Bibliography. Only \$15.95

An electronic marvel for modern scholars and writers! Just call it up and start building your own electronic bibliography database. Then print in MLA, Chicago, Trabian, or any other styles. Specially set up for your DataStar and MailMerge, so you can add, delete, sort, and update your bibliographic items anytime. Can sort *any* field. Number of records limited only by your disk capacity. Many tricks and tips discussed in our Manual. Used by the author in his Ph.D. dissertation on medieval Chinese military institutions. Saves you hours of frustration in creating your own. *Requires at least DataStar and MailMerge to run.*

For all Kaypro models and IBM compatibles.

Genuine Juki 6100 printwheels (100 characters). Only \$22.95 each.

Roman PS	The Quick Brown Fox Jumps Right Over The Lazy Dog. [\] ^ { } ~
Standard PS	The Quick Brown Fox Jumps Right Over The Lazy Dog. [Ω] Δ ° ½ ¼ ²
Caroll OCR 12	The Quick Brown Fox Jumps Right Over The Lazy Dog. [Ω] Δ ° ½ ¼ ²
Mini Standard 12/15	The Quick Brown Fox Jumps Right Over The Lazy Dog. [Ω] Δ ° ½ ¼ ²
Mini Majestic 12/15	The Quick Brown Fox Jumps Right Over The Lazy Dog. [Ω] Δ ° ½ ¼ ²
Joan Italic 10/12	The Quick Brown Fox Jumps Right Over The Lazy Dog. [Ω] Δ ° ½ ¼ ²

Note: Only Courier 10, Prestige Elite 12, and Roman PS are in the Juki Sequence and only these three can produce diacritical marks for French and German. The rest are in the Special Sequence and capable of printing other substitute characters as shown above. We now carry a full line of 18 genuine Juki-brand printwheels. You can order any Juki printwheel not listed here. Printwheel catalog will be sent free with any order.

Public Domain Disk. Only \$9.95

Our software engineer has fully tested and assembled a disk full (191K) of the finest CP/M programs now in the public domain. Saves you time and money to collect these on your own. Includes KSTROKES (a SmartKey-like program), SCREEN DUMP, NEW SWEEP, KMODEM, UNERASE, and much more. Absolutely a must. **For Kaypro CP/M models only.**

Juki 6300 printer. List price \$995.00. Our price Only \$749.00

Our in-house printer specialist fell in love with this latest baby from Juki. Highly recommended to those looking for a high-speed letter-quality printer. Prints at 40 characters per second, in 10, 12, 15 pitch and proportional spacing! Uses 96-character Diablo printwheels and ribbon. 16-inch wide platen. Fully compatible with all Kaypro models, including Kaypro 16 and 286i, and our Proportional Spacing program. One-year manufacturer's warranty. FREE UPS shipping. No sales tax when shipped out of New Jersey.

CHAUCER SOFTWARE

16 Greenbrier Row
P.O. Box 2308
Princeton, NJ 08540
Telephone (609) 734-9016

CHAUCER SOFTWARE

P.O. Box 2308 Princeton, NJ 08540

Dear Chaucer, please *rush* me the following in 24 hours:

Description	Price
<input type="checkbox"/> Proportional Spacing	_____
<input type="checkbox"/> Mailing List	_____
<input type="checkbox"/> Bibliography	_____
<input type="checkbox"/> Printwheel _____	_____
<input type="checkbox"/> Public Domain Disk	_____
<input type="checkbox"/> Juki 6300 printer	_____

Subtotal

NJ residents only, add 6% sales tax

First Class Postage \$2.00

Foreign orders add \$10 for Air Mail

TOTAL

☐ Check Enclosed ☐ VISA ☐ MasterCard

Card # _____

Exp. Date _____ Signature _____

Name _____


Address _____

City _____ State _____ Zip _____


Kaypro Model _____ Printer _____

PROFILES


Volume 3, Number 1
July/August 1985
The Magazine for Kaypro Users




'Write' Angle.....24



WS Deluxe32



Screenwriting62



Super Sysop66

Cover photography by
Jon Woodward

DEPARTMENTS

About PROFILES	6
Letters.	7
Q & A	10
Technical Forum	80
New Products.	82
Advertisers' Index	86

FEATURES

The 'Write' Angle.....	24
<i>by May L. Brown</i> Earn \$100,000 a year freelancing	
WordStar Deluxe.....	32
<i>by Ted Silveira</i> Complete customization instructions	
The Best-Kept Secret in CP/M.....	55
<i>by William Hogan</i> Why didn't anybody tell me about SUBMIT?	
Writing Screenplays With a Kaypro.....	62
<i>by Michael Scheff</i> Special formats made painless	
Super Sysop	66
<i>by Dick Lutz</i> Delighted users don't know he's disabled	
The Kaypro 286i.....	68
<i>by Tom Enright</i> Full review of new AT-compatible	

COLUMNS

Editor's Notes	14
<i>by Tom Foote</i>	
Life at 300 Baud	18
<i>by Brock Meeks</i>	
Beginner's Luck	75
<i>by Don & Sharyn Conkey</i>	

AVAILABLE FOR
KAYPRO 16, 286i and
the new KAYPRO 2000

ACCOUNTING SOFTWARE

for Portable, Personal and Desktop Computers
Available for popular 8-bit and 16-bit microcomputer formats:



NOW
NEARLY
10,000
USERS

Complete
Package of
Software,
Training Aids,
Manuals, and
Users' Newsletter

ONLY
\$395

Telephone
Support \$100

This time-tested, interactive software was originally developed in 1975 for small-to-medium sized businesses. Since then it has successfully proven itself in well over 10,000 companies in all 50 states and in 13 foreign countries. It is used by hundreds of bookkeepers, accountants and CPAs. Order yours today.

"...for several years the defacto standard for microcomputer software, and still a good example of some of the better thought-out software on the market." —Interface Age

Desktop Accountant™

FULL-FEATURE, FULLY-INTEGRATED ACCOUNTING SYSTEM
Everything you need to keep the books...at a price you can afford!
Your Bookkeeper, Accountant, and Banker will love you for installing this fine system!

Check these features:

This remarkably-valued Accounting System will manage your company's business records and **automate your entire book-keeping process**—from the posting of individual transactions to producing up-to-the-minute Income Statements, Balance Sheets, and other important management reports. Desktop Accountant™ gives you a "Big Company," professional image with **pre-printed invoices, statements, and checks**. It is user-friendly, completely menu-driven, offers system-prompted data entry, and is compatible with both floppy and hard disks. Feature-for-feature, and dollar-for-dollar it is the best software value on the market! But don't let the low price fool you. Desktop Accountant™ is not a "cheap" accounting system, only inexpensive. That's because original development costs were recovered years ago allowing us to sell an **excellent product** in high volume at low prices and still earn a fair profit. Included with your system are **complete source code** in MBASIC and

a FREE calendar year subscription to our user's newsletter "Debits and Credits" plus access to our optional telephone "Hot Line" support service and our growing network of Experienced User Consultants™. No other Accounting System at this price offers you so many features, benefits, and valuable extra services. You can pay more but you can't buy more! Call for **free literature** or order now with complete confidence.

Read what Users say...

"Two hours after receiving the Desktop Accountant I was up and running live data, and generated an entire month's work and financial statements the following day."

—J.C. Bartels, President
(accounting firm) Gonzales, Texas

"To get anything better we would have had to spend multiple thousands of dollars. I think it's a dynamite package for the money."

—Bob Cox, V.P. General Mgr.
(manufacturing company) San Antonio, Texas

LETTERS/ON FILE

Other members of the Desktop Family:

For Lawyers, CPAs, other professionals...

Desktop Time & Billing™

Professional Time Billing & Management System

Desktop Time & Billing simplifies the billing process, prompts professionals to bill on time, reduces unbilled work-in-process, measures and analyzes non-chargeable time; minimizes unreported time, provides objective criteria to analyze staff performance, and reduces manual and clerical effort. Integrates with Desktop G/L. User defined billing format. **Only \$495.** Not available in every format.

Desktop Inventory Manager™

Comprehensive stand-alone Inventory Management System for retail and wholesale businesses • Multi-location/multi-department applications • Quantity capacity to 999,999,999.999 • Fractional units • Inquiry function uses partial item keys • Many reports printed by department, location, or vendor and can include entire data file or any subset • Produces 11 management reports • Tracks sales, receipts, returns and reserves • Optional history records • Part Numbers can be any printable character • Complete audit trail • **PRICE: \$295** • Not available in every format.

Call for **FREE LITERATURE**, including sample reports • Available from your local dealer or directly from us • Order today by Mail or Phone • Phone Orders Filled Promptly

Orders, Questions, and Literature Requests CALL NOW, TOLL-FREE



1-800-832-2244
In California call 1-800-732-2311

Please mention
Ad #1304

Send Orders To: 1280-C Newell Avenue, Suite 1304, Walnut Creek, California 94596
• When ordering please mention or include the Ad number appearing near our telephone number • Orders shipped within 48 hours via UPS • Add \$5.00 for faster 2-day Rush Air Service • California residents add 6.5% Sales Tax • Payment by VISA/MasterCard/COD/MO/Cashier's Check • All Brand Names are manufacturers' registered Trade Marks • Dealer Inquiries Invited • Specifications subject to change without notice • Foreign orders please call or write before ordering
© 1993 Rocky Mountain Software Systems.

A Complete System!

includes all four standard general accounting programs:

GENERAL LEDGER is completely integrated to automatically post end-of-month transactions from A/R, A/P and Payroll. It prints 13 detailed reports for the entire company, and optional **Income Statements for up to 99 departments**. It produces up-to-the-minute **comparative financial statements** with current, year-to-date, budget, and last year (month and YTD), showing **both dollar amounts and percentages**, and presents everything you, your bookkeeper, and your accountant need to know about the company • **G/L automatically reconciles all accounts**, and maintains extensive, **detailed audit trails** showing the source of each G/L entry for quick, easy, tracing • Trial Balance includes all transactions • **Flexible Chart of Accounts** • True double-entry bookkeeping • **Master File capacity: 400 Accounts** • Monthly Transactions capacity: 1,000 with 200K diskette; 3,500 with 500K diskette; 7,000 per Megabyte with a Hard Disk.

ACCOUNTS RECEIVABLE provides instant, on-line customer account information (both current and aged), with complete, timely invoicing, including open-item (or balance forward) and statement capabilities. It makes the entire billing process fast, easy, and efficient. It quickly identifies your overdue accounts, **helps speed collections**, helps control your cash flow, and assists you in making better financial decisions. Both detailed and summary **customer activity and aging reports** are instantly available • Preprinted forms available for **invoices and statements** • **Optional service type invoice** • **Automatic finance charge calculation** • **Detailed audit trail** • Maintains comprehensive customer data files • **Produces 8 reports and documents** • Includes automatic periodic customer/client billing option which is ideal for service businesses • **Itemized monthly statements** • **Master File capacity: 400 Customers** • Monthly Transactions capacity: 800 with 200K diskette; 3,500 with 500K diskette; 7,000 per Megabyte with a Hard Disk.

ACCOUNTS PAYABLE maintains complete vendor/voucher history and includes **check-writing capabilities**. **Current and aged payable reports** are available upon command. It prepares an extremely useful **cash flow/cash requirements report** that greatly improves management control of your most valuable resource—cash! It prints checks (on commercially available forms on which your company name, address and logo can be imprinted) with comprehensive check stubs that your vendors will appreciate • **Produces 11 reports and documents** • Automatic pay selection program allows payment by due date or by discount date • **Manual and automatic checkwriting** • Check register • **Detailed audit trail** • Itemized monthly transactions • **Master File capacity: 400 Vendors** • Monthly Transactions capacity: 800 with 200K diskette; 3,500 with 500K diskette; 7,000 per Megabyte with a Hard Disk.

PAYROLL is a complete, **easy-to-use** professional-quality payroll system. Be the office hero each week when the checks come out on time! This program **calculates payroll for every type of employee** (hourly, salaried, and commissioned) and **prints payroll checks** (with popular, comprehensive check stubs) with an absolute minimum of input. **Your company name and logo** can appear on these, too. • Stores and reports comprehensive employee and payroll information. • Maintains monthly, quarterly, and yearly totals for reporting purposes in **multiple states(!)** • Offers **user-maintainable Federal, State, and local tax tables(!)** • W-2 printing • 941 Reporting • **Produces 10 reports and documents** • **Master File capacity: 400 employees. An outstanding Payroll package!**

Produces These Reports & Documents:

General Ledger 1. Chart of Accounts 2. Chart of Accounts with summary dollar amounts 3. Chart of Accounts with prior year comparisons 4. Daily Transactions Report 5. Itemized Monthly Transactions 6. Balance Sheet 7. Balance Sheet with prior year comparison 8. Income Statement 9. Income Statement with prior year comparison 10. Departmental Income Statement(s) 11. Departmental Income Statement(s) with prior year comparison 12. Detail report for individual accounts 13. Trial Balance Statement

Accounts Receivable 1. Daily Transactions Report 2. Invoices (with or without preprinted forms) 3. Statements (with or without preprinted forms) 4. Summary Aging Report 5. Detailed Aging Report 6. Itemized Monthly Transactions 7. Detailed Customer Activity Report 8. Summary Customer Account Report 9. Customer Mailing Labels

Accounts Payable 1. Daily Voucher Report 2. Daily Credit Report 3. Checks with Detailed stubs 4. Check Register 5. General Ledger Transfer Report 6. Cash Requirements Report 7. Transaction Register 8. Open Voucher Report 9. Aged Payables Report 10. Detailed Vendor Activity Report 11. Summary Vendor Account Report 12. Vendor Mailing Labels

Payroll 1. Federal Tax Tables 2. State Tax Tables 3. Payroll checks with stubs 4. Payroll Check Register 5. Monthly Payroll Summary 6. Quarterly Payroll Summary 7. General Ledger Transfer Report 8. Detailed Employee File Listing 9. Produces 941 Worksheet 10. Prints annual W-2 Forms 11. Employee Mailing Labels

System Requirements: CP/M® with 64K RAM or PC-DOS (MS-DOS) with 128K • Microsoft BASIC • Two disk drives or hard disk • 132 column wide carriage printer, or an 8 1/2" x 11" printer with compressed print mode (an Epson MX-80 or similar printer).

Rush me more information on Desktop!!

Name _____
Company _____
Address _____
City _____ State _____ Zip _____
Phone _____
Computer System _____



**ROCKY MOUNTAIN
SOFTWARE SYSTEMS**
Specialists in Accounting Software

1280-C Newell Avenue, Suite 1304, Walnut Creek, California 94596

Re-ink any fabric ribbon
AUTOMATICALLY for less
than

5¢ MacInker

Extremely simple operation, with built in electric motor. We support over 750 types of printers - cartridge, spool, harmonica, or zip pack type. Most MAC INKER(s) cost less than \$60.00. (Add \$3.00 for UPS shipping anywhere in the US).

Use your MAC INKER to re-ink your dry cartridges (for less than 5 cents in ink) and watch the improvement in print-out quality. Our residue-less, lubricated, dot-matrix ink yields a darker print than most new ribbons. Or get any of our 6 basic ink colors: brown, blue, red, green, yellow, purple and use MAC INKER to CREATE YOUR OWN COLORED CARTRIDGES. We have uninked cartridges. Load the cartridge on MAC INKER, ink in the desired color, and re-ink when appropriate.

Most cartridges can be used almost indefinitely, if ribbon is regularly re-inked, kept moist and lubricated so that the fabric does not fray. Some customers have reported 80 re-inkings of the same cartridge.

As of February 85, we have over 30,000 MAC INKER(s) in the field, in 5 continents (220V motors available). MAC INKER has been reviewed, approved and flattered in most magazines and even in the NEW YORK TIMES and the CHICAGO SUN TIMES.



Order toll free 1-800-547-3303
or ask for free, detailed brochure. Dealers
inquiries welcome.

Computer Friends

6415 SW Canyon Court
Suite #10
Portland, Oregon 97221
(503) 297-2321 (24 hour line)

About PROFILES

PUBLISHER

Geoffrey W. Soule

EDITOR

Tom Foote

SENIOR EDITOR

Terian Tyre

MANAGING EDITOR

Diane Ingalls

TECHNICAL EDITOR

Tom Enright

TECHNICAL CONSULTANT

Jak Perham

CONTRIBUTING EDITORS

David Gerrold

Ted Silveira

Dick Lutz

Brock Meeks

ART DIRECTOR

Doug Powell

ART ASSISTANT

Lorraine Leung

ASSISTANT PUBLISHER

Gwyn Price

CIRCULATION

Mary Boggy

CIRCULATION/EDITORIAL OFFICES

533 Stevens Avenue

Solana Beach, CA 92075

619/481-4353

ADVERTISING

Nancy Donabedian

249 S. Highway 101, Suite 321

Solana Beach, CA 92075

619/436-6112

PROFILES (ISSN 8775-464X) is published ten times a year by Kaypro Corporation, Solana Beach, California. Registered owners of Kaypro computers, within the United States, are entitled to a six-issue introductory subscription. Subscriptions within the United States are available for \$25.00 per year to people who are not registered Kaypro computer owners and for introductory subscription renewals.

Copyright © 1985 by Kaypro Corporation. All rights reserved. Reproduction without express written consent of the publisher is strictly prohibited. Second Class postage pending at Solana Beach, CA, and at additional mailing offices.

POSTMASTER: PLEASE SEND ALL CHANGES OF ADDRESS (FORM 3579) TO PROFILES, P.O. BOX 2889, DEL MAR, CALIFORNIA 92014.

Subscriptions

General subscription information can be found on page 4. If your subscription is due to expire, we'll notify you by mail. No subscription will be cancelled until you are given a chance to renew. Our basic one-year rate is \$25 (for ten issues).

If your first issue does not arrive within eight weeks *after* you've sent in your warranty card, or you miss an issue, please write to: PROFILES, Circulation Dept., P.O. Box 2889, Del Mar, CA 92014. We'll extend your subscription or send the issue.

To direct PROFILES to a new address, attach a recent mailing label plus both your old and new addresses. Allow six to eight weeks for processing.

If you have any other problem with your subscription or billing, *please* let us know at the above (Circulation) address so we can solve it promptly.

Disclaimer

Reviews, editorial references, and advertisements should not be taken as endorsements of any products not specifically manufactured by Kaypro Corporation. Opinions expressed are those of individuals and do not represent any form of corporate certification. Nor do they necessarily reflect intensive technical analysis as would be provided by a professional testing firm.

Responsibility for advertised products lies with the advertisers. Though we will not knowingly publish fraudulent materials, we are not liable for any damages arising from the purchase or use of any products. Should there be any consumer complaints regarding goods or services purchased from our advertisers, we would appreciate written notification to that effect to aid our own screening. □

Letters

V-e-r-y interesting!

The article "Here's to Your 26-Pound Pocket Calculator!" (by Darrell Huff, May 1985) was v-e-r-y interesting and provided my first foray into MBASIC. Oddly enough, I was able to modify Figure 3 and Figure 4 and then added the query regarding whether the values entered were correct.

This may not sound like much, but it was quite a step to further modify Figure 3 to print the entered information.

Now I'm going to relax a little, brush the dust off the MBASIC manual and see what I can do on my own.

Ben R. Burney
Crystal Springs, Mississippi

... but wrong?

Any reader who actually ran the amortization program found in "26-Pound Pocket Calculator" knows that the "minor miracle" described so breathlessly was indeed only "a computer-assisted bit of hypnosis." Readers who just took the author's word for it should be disabused of the hope of getting something for nothing.

It is true that by paying off a mortgage in fewer years it will cost the borrower fewer total dollars (as in \$286,000 over 19 years vs. the \$426,000 over 30 years for the 14 percent \$100,000 loan discussed) and may be a "good buy."

But doing so naturally requires paying more per year (\$15,071 per year vs. \$14,218 with monthly payments). There is nothing magical about more frequent payments; they save about \$10 per year. Apparently the author compared two of his 26 (not 24!) payments with one monthly payment.

Morals: Don't believe the documentation—run it yourself! And

using a computer doesn't eliminate the need for thought in interpreting results.

Craig Chester
Pebble Beach, California

Your letter was the most accurate of several critiques of Huff's article that we received. Your results agree with our own (with the exception of your annual figure of \$15,071—we get \$15,061). However, PROFILES stands by the technical accuracy of Huff's following core statement (in which we have inserted the relevant numbers for clarity):

"Do you find it interesting that by making slightly less than half-size payments every two weeks [\$579.27 26 times a year versus \$1184.87 12 times per year] you can pay off the debt in 19 years instead of 30? And that the total paid over the lifetime of the mortgage is reduced by more than the whole amount of the mortgage [\$426,554 (over 30 years) minus \$286,161 (over 19 years) equals a reduction of \$140,393—which is greater than the original mortgage of \$100,000]."

The above is simply a mathematical fact of compound interest. Whether it qualifies as a "minor miracle" depends on your perspective.

Automatic delight

This letter is being typed on a Kaypro with WordStar automatically logged onto drive B, thanks to your article ("Adding Auto-Log to WordStar," May 1985).

Now, how can I program WordStar so the Main Menu is automatically suppressed, yet retrievable if I should want it? And how can I program WordStar to bypass the copyright information at the beginning,



BEST BUY!

~~\$1.74~~
\$1.59

Single Sided
Double Density

Soft sector 5 1/4" flexible diskettes

~~\$2.24~~
\$1.89

Double Sided
Double Density

*Complete with hub reinforcing rings, Tyvek sleeves, color coded user labels, and write protect tabs.

Quality you expect at a price you don't.

Proven quality at a great price. BECK offers you a full satisfaction money-back guarantee — you can't lose! If you like the quality of 3M, Dysan, Verbatim, et al, you'll like BECK.

- Satisfaction, Money-Back Guarantee
- 100% Certified, 100% Error-Free
- Full 7-Year Warranty
- Tested and Retested 21 Times to 42 Rigid Specifications
- Meets or Exceeds ANSI Standards

For IBM, Apple, TRS, and 97% of popular computers.

Order Toll Free 1-800-232-5634.
Available in 25-Pack only plus freight.
Bulk product inquiries welcome.

COD's CASH ONLY
Corp. Accts Welcome
No personal checks accepted.



Order Now Toll Free Door to Door in 48 hrs.

1-800-BECK MFG

(In New Hampshire call 924-3821)

SPECIAL!

WRITE \$99.95

Send \$99.95 and this ad—Save \$139! WRITE features include:

- Easy to use and learn
- Trial print to screen: saves paper
- Fast single-letter edit commands
- Recover files even after a system crash
- Fast scrolling



WRITE does underlining, bold-face, proportional print. On-screen trial print lets you experiment without paper. All edit commands are single-letter and changeable. Normally \$239, only \$99.95 with this ad. Save \$139 for a limited time!

MITE

The master modem program—chosen by KayPro and Novation. Preconfigured; running in five minutes. Online help always available. MITE can recall phone numbers and modem settings from a disk file. If you call minicomputers, MITE+ adds 94 terminal emulations for only \$25!

Price: KayPro II/IV/10: \$150
KayPro 16/286i/2000: \$195
Add \$25 for terminal emulation

Software Anthology Series

7 CP/M disks, 1 MS-DOS disk. The tested best public & private utility programs. \$32.50/disk.

Workman & Associates

112 Marion Avenue
Pasadena, CA 91106
(818) 796-4401

Ask for our free catalog. More product information rushed on request. Please specify model of computer when ordering. Add \$2.50 for shipping. CODs cheerfully accepted!

Letters

so that the program immediately logs onto the Opening Menu (if this isn't strictly verboten)?

Sheldon H. Laskin
Ellicott City, Maryland

To suppress WordStar's menus, patch WordStar's ITHelp location (initial help level) from its default of 03 to 00. If you later find you need more menus, you can always reset your help level from within WordStar with a ^JH.

Avoiding delays caused by WordStar's opening messages can be done by 1) patching DEL4 and DEL5 to 00 or 01; 2) making the patches suggested by Tom Enright in this issue's Technical Forum; or, 3) hitting "D" immediately after your A0>WS command starts scooting upward on the screen.

P.S. Check out this issue's "WordStar Deluxe" by Ted Silveira for several more WordStar patches you might like.

I enjoyed Katz's article. For those who may not be comfortable with machine language patches, there is another, perhaps easier, way of accomplishing the same thing.

You can use the SUBMIT utility program on the Kaypro system master diskette to make WordStar log onto drive B. SUBMIT is a CP/M utility program that will automatically execute a series of operating system commands stored in a separate file.

Donald L. Williams
Pueblo, Colorado

In this issue William Hogan explains how to get SUBMIT to accomplish the same end as Katz does—and to set you up for

T/Maker

Integrated Software

Word Processing
Spread Sheet Analysis
Relational Data Base Management
Spelling Checker
Bar Chart Graphics
Data Encryption

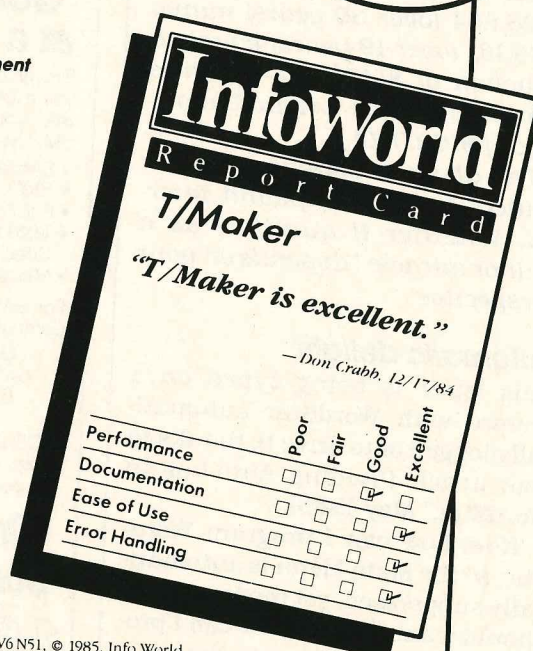
Available for:

IBM PC, Tandy 1000, 1200, 2000
Requires 128K, Retail \$450

Kaypro, Epson, Montezuma CP/M
Requires 64K, Retail \$450

T/Maker Company
2115 Landings Drive
Mountain View, CA 94043
415/962-0195

Now Available for
CP/M & TRSDOS
(64K)
SYSTEMS



Info World quote from "Review Responses," V6 N51. © 1985, Info World. Reprinted by permission. All rights reserved. © 1985, T/Maker Company.

other programs besides WordStar. However, our experience with both patching and SUBMIT approaches to autolog-on reveals the patching approach to be faster than SUBMIT—so much so as to make the patching worth the initial effort. We use both: a SUBMIT routine to load our key redefinitions, and a patched WordStar to handle autolog-on to B.

Microcomputing's effects

I'm glad you brought the subject up (Editor's Notes, May 1985): Are we the ones being programmed? We were programmed in the past to accept to many absurdities instead of promised efficiency, but now the industry is losing its grip. They have failed to program us to become joy stick operators No doubt about it, the PC will make an impact beyond all expectations. However, it will be doing useful things—useful beginning with chores we are already doing because of necessity. The enrichment you mentioned is accomplished in the time saved by the more efficient and versatile programs.

James O.B. Wright
Chattanooga, Tennessee

An editor myself, I am not much given to writing "letters to the editor." Two items in the May issue touched me so closely that I could not resist commenting on them.

First was your own insight (Editor's Notes) into the fact that you spend more time on an assignment now than before. You relieved my own guilt about just that, and you helped me realize that the reason for it is that we do more than before. What was once impractical, if not impossible, is now so easy that we have no excuse for not doing it.

The second stimulus was Ted Silveira's article on key redefinition ("Flea Market"). Again, here was something right on the button as far as I was concerned.

Bertram Coren
Fort Lee, New Jersey

Neat little tricks

About Ted Silveira's "Flea Market" and all the neat little WordStar tricks that can be done with programs like XtraKey, Smartkey II, Backgrounder, and others: I came to realize that I already had a program called CONFIG.COM on my dusty CP/M disk. I just PIP'd it onto my WordStar disk, and after 30 minutes of following Silveira's directions,

I was doing all of the neat tricks he spoke of by using the keypad, which I don't utilize when using WordStar.

Thanks, Ted. I saved enough to make a scuba trip I had planned.

Thomas J. Wilkins
Pascagoula, Mississippi

Many thanks to Ted Silveira for his very useful hints on using key redefinition programs to enhance the use of WordStar. I have incorporated many of his suggestions into my use of NewWord and I have found them very helpful.

Gerry Litton
Berkeley, California

KAYPRO SOFTWARE

MBACOUNT/\$89.00: Small business double entry accounting. Up to 40 asset, 40 liabilities, 40 income, 80 expense & 20 capital accounts user assignable. Prints checks, P & L, balance sheet, chart of accounts, single account details, check ledger, etc. Generates a printable detail journal for audit trail.

A/R, A/P, PAYROLL INVENTORY: These programs are available as either stand alone software or MBACOUNT integrated modules. Stand alone **\$79.00 ea.** Integrated **\$50.00 ea.**

PROFBILL/\$149.00: Time keeping and billing for all professional people who bill at various hourly rates. Handles 400 clients, 10 partners/employees. Prints billings, statements, aged billings, partner/employee hours, etc. May be used stand alone or integrated with MBACOUNT.

SBACOUNT/\$79.00: Small business single entry system. Up to 99 income and 99 expense categories, user assignable. Prints checks, P & L (month, quarter, YTD), single account details, check ledger. Generates a printable income/expense journal for audit trail.

MAILLIST/\$89.00: Mailing list/filing program. 10 fields per record and up to 900 records per file, files limited only by disk space. Sort/print all or partial list by most fields on 1, 2, or 3 across labels on 80 col. printer. Search, add to, delete or edit by most fields.

MBADATA/\$89.00: A data/base-filing system usable without learning any special language or control codes. Up to 253 characters, 24 fields, 900 records per file. Sort, print, display any fields in any location in any order desired. Menu driven with step by step prompts!

STANFORM/\$79.00: Need to fill out pre-printed forms? Then this program was made for you! Generates programs for printing data in the proper location on any pre-printed form that will fit into your printer. Each form need be generated only once as it is saved on disk.

\$FINANCE/\$79.00: Personal finance, prints checks, posts to as many as 120 user assignable expense categories, posts checks & deposits, reconciles multiple checking accounts, etc. Similar program for up to 9 charge cards. Extracts/prints listings for various categories.

TOUCHTYP/\$49.00: Parallels high school/college level touchtyping course. Displays typos, final score. Timed speed drill mode. Electronic typewriter mode converts your printer to a one line memory electronic typewriter with settable margins, tabs, line spacing, etc.

MSBCHART/\$49.00: Prints alphabetized list of all variables & line numbers referenced in any program written in basic cross referenced to the line number where used. A godsend when writing or modifying basic programs.

Place your order or request **FREE** catalog by mail or if using COD or credit card, telephone anytime of the night or day. Add \$3.00 shipping & \$3.00 additional for COD. Shipment will be no later than next working day by 1st class mail. Californians must add 6% tax to prices.

MAP



Micro-Art Programmers

173 Birch Avenue, Cayucos, California 93430 Phone: (805) 995-2329



Had It With dBASE II?

Have you been struggling with this, or some other standard database program with all their fixed forms and formats?

Does your information consist of mainly textual items like letters, invoices, contracts or reference information?

You Need The
Information Management
Program

For The Rest Of Us!

SuperFile™

You don't need to be technical to use SuperFile. In fact, if you're using a computer to do word processing, and can use a filing cabinet, you're qualified!

SuperFile is free-form, and works with your information in its usual forms such as letters, reports, memos, invoices, etc.

SuperFile gives you the power of a database program with the simplicity of a filing cabinet. No programming or commands! No forms to fit into!

You can even include information captured over a computer network in a SuperFile database.

LISTEN TO THESE COMMENTS—

"It is fantastic! ... actually does what other software only sometimes promises."

Steve R. Riskin, Ph.D., Venice, CA

"SuperFile is a remarkable program that lets you file any information - from a word to a book - under as many as 250 different key words."

Peter McWilliams, Author
The Word Processing Book, Prelude Press

"You can actually learn how to use the program in 10 minutes."

PC Magazine, July 1983

"Any business application of microcomputers not using SuperFile is operating with a distinct handicap."

Stuart D. Nolan, Consultant, Rockport, TX

SuperFile is available on MS-DOS and CP/M

Price \$195

VISA/MasterCard Accepted

dBASE II is a registered trademark of Ashton-Tate
SuperFile is a registered trademark of Software Marketing Associates



Software Marketing Associates
4615 Bee Caves Road
Austin, Texas 78746
Phone (512) 327-2882

Q & A

by Tom Enright

We welcome and read all your letters. Some letters are of general interest and are printed in the Letters column; others are pleas for technical help. Questions that lend themselves to simple, concise answers are dealt with here, while the more advanced topics develop into articles or discussions in the Technical Forum.

Due to the volume, we simply can't respond personally to every request for assistance. For questions requiring an immediate reply, you should contact your dealer. Kaypro Technical Support now gives priority to dealer calls. This means it may be difficult to get them on the phone. They are still at (619) 481-3920, or you can write to Kaypro Software Technical Support, P.O. Box N, Del Mar, CA 92014. Please include your daytime phone number in all correspondence.

Proportional problems

I recently purchased a Kaypro 2X Business Pak with the Juki 6100 letter-quality printer. Learning to use it has been fun, but I'm a bit confused by the large number of advertisers in *PROFILES* who offer programs and enhancements to provide "true" proportional spacing capabilities to WordStar 3.3.

Adding to the confusion, my dealer says go ahead and use a PS printwheel with standard WordStar to get results very close to "true" proportional spacing.

Please define "true" proportional spacing and explain how my results will vary from that definition without a "fix" for WordStar.

Jerry T. Johnson
Plano, Texas

The definition of "true" proportional spacing depends on who is defining it. Roughly, it means

that each printed character takes up a different amount of horizontal space on the paper depending on how much space the person designing the software thought it should get.

What usually ends up happening in a production situation is that the printable characters are divided up into certain width groups. The number of groups depends on how much space, in ROM or wherever, is available for storing the character width table.

A third-party vendor, such as those advertisers you mention, can include more character width groups than the Juki factory can. His customers are willing to pay for the capability. Not all printer customers need, or even want, proportional spacing. Also, the more inclusive the spacing table, the more a printer will cost. You pay more to get more.

The only remaining question is whether you need more character width groups than the Juki provides. Try using a PS printwheel with the front panel switch on the Juki in PS mode. Compare this output with print samples from advertisers who sell the enhancements. If an advertiser won't send you a print sample done on a printer similar to yours, don't buy the product.

Then it's up to you to decide if their version of proportional spacing is worth the cost.

Selective software

Doesn't anyone out there use the SELECT word processing program that came with the Kaypro I bought in 1982? It has been updated since that time and, as I like this program, I quickly paid the \$100 for the new disks.

All *PROFILES* talks about is WordStar; I tried it once and went back to SELECT. Let's hear it from

SELECT users.

Beth Stebbins
Mendocino, California

If SELECT does what you require and you like it, you'd be silly to switch to something else.

SELECT pre-dates Perfect Writer on Kaypro computers. I've never used it myself, nor do I know anyone who uses it.

If there are enough SELECT users out there, you may want to start a SELECT Users Group. You could probably exchange tips through one of the major information exchanges like CompuServe.

Slow 4

I have a Kaypro 4 computer and I find the processing speed too slow. Do you know of any way I can speed things up?

Someone suggested that there are speed-up kits available that will cut the processing time in half. Is this a valid expectation?

I have not been satisfied with the Perfect Writer program I have been using. Are any word processors superior to Perfect Writer available for the Kaypro? Could you give me your opinion of the NewWord program as compared to WordStar?

Gary Joslin
Salt Lake City, Utah

Because you got Perfect Writer instead of WordStar with your Kaypro, it appears you have the older Kaypro 4 '83. Clock speed on the '83 is indeed slower than on the newer '84 Kaypros.

There are several speed-up kits available for '83 series Kaypros. Most of the vendors advertise in PROFILES. A test of the Advent Turbo-board appeared in the December/January 1985 issue.

I'm afraid no one modification

will double your throughput. A speed-up kit is a good place to start. Since your letterhead is from a legal practice and you seem to do a lot of word pro-

cessing, you might consider a hard-disk upgrade. The I/O time for hard disks is several times faster than for floppy disks. You should observe a demonstration

Open the door to diskette compatibility with UniForm!

Just \$69.95 turns one of your floppy drives into a "look-alike" of most popular CP/M* computers.

UniForm is the easy and inexpensive way to enable your CP/M computer to *directly* read, write and format diskettes from the most popular CP/M micros. This innovative program actually emulates the desired foreign drive. Files that were previously incompatible work flawlessly with your own software tools, such as word processors, database managers and spreadsheets. In addition, you can transfer files to or from MS-DOS.**

Menu-driven UniForm is mastered in just minutes—simply load, select the proper diskette format and go! Operation of your software is unchanged. At just \$69.95, compatibility never cost so little!



UniForm is available from your local computer dealer or Micro Solutions.

For users of IBM PC, PC-XT, PC-AT or compatibles, UniForm-PC provides direct access to CP/M data diskettes. Also just \$69.95.

Trademarks:
*Digital Research
**Microsoft Corporation



MicroSolutions
125 South Fourth St.
DeKalb, IL 60115
815-756-3411

JULY/AUGUST

Our latest software package

ModemMail

... the next generation in CP/M communications



Now you can set up your own bulletin board system, transfer files, and operate a store and forward mail network that spans the globe—all with one CP/M program **ModemMail.**

FEATURES

- ☐ The ModemMail Bulletin Board System
- ☐ The ModemMail Store and Forward Electronic Mail Network
- ☐ Automatic File Transfer . . . including XMODEM
- ☐ Data Encryption
- ☐ Full Programmable, Unattended Operation
- ☐ Terminal Communications
- ☐ Switchable Modem Ports
- ☐ and a Comprehensive User's Manual, featuring a Step-By-Step tutorial for new users . 249.00

ORDERS & INQUIRIES CALL 415 / 658-2881 ☐ MASTERCARD AND VISA ACCEPTED



AutoSoft



INCORPORATED
VISION...INTEGRITY...SERVICE

166 SANTA CLARA AVENUE OAKLAND, CA 94610

Introducing

COMPU-SHELL

An affordable, lightweight case for your KAYPRO 2, 4, 10 or 16

- Easy-open closures
- Hi-density .080 polyethylene shell
- Shock absorbent poly-foam lining
- Adjustable strap for shoulder or hand carry
- Sturdy plywood foundation plate
- Optional caster kit
— 2 fixed & 2 swivel for easy trail
— 2" rubber wheels
- Weighs only 9 lbs.
- 90 day warranty



COMPU-SHELL CASE \$94.00
OPTIONAL CASTER KIT \$23.00

Includes shipping and handling in continental U. S. Please allow 4-6 weeks for delivery.

Send check or money order to:

For further inquiries invited
(415) 463-4118

CUSTOM PROTECTIVE CASES
P. O. Box 2400, Suite 225
Virginia Beach, Virginia 23452
Or ask your KAYPRO dealer.

PROFILES

Q&A

at a dealer to see if the increased I/O speed is worth the expense.

As for word processors, you've got a slight problem. NewWord uses both onscreen boldface and underline. The '83 series Kaypro can do neither one. So WordStar seems to be your best bet. In WordStar, what you see on the screen is what you get on paper including indentation and an onscreen indication of page breaks. For more detail on how WordStar compares to Perfect Writer, see the table in our June 1985 issue.

Drive protection

I'm confused about the cardboard inserts that come in Kaypro disk drives. I've been told that they should be inserted in the drive and the drive door closed each time the computer is transported. One dealer tells me that using them is totally unnecessary, while another dealer tells me to use them even if I am moving the computer across the room to another desk.

Personally, I have been using them when the computer goes in the car for the trip to work. I haven't put them in when carrying it from place to place inside a building. What is the real story?

Russ Jennings
APO New York

For my money you're already using them correctly. The purpose of the protectors is to put the read/write head under normal operating tension when the computer could be subject to shock or vibrations. This prevents mechanical damage to the head and helps keep the drive from getting misaligned during transport. Unless you are playing catch with the computer, carrying it around by hand should not have any effect on drive alignment. ☐

Speed, Power, Price.

Borland's Turbo Pascal Family.

The industry standard. With more than 250,000 users worldwide Turbo Pascal is the industry's de facto standard. Turbo Pascal is praised by more engineers, hobbyists, students and professional programmers than any other development environment in the history of microcomputing. And yet, Turbo Pascal is simple and fun to use!

Jeff Duntemann, PC Magazine: "Language deal of the century... Turbo Pascal: It introduces a new programming environment and runs like magic."

Dave Garland, Popular Computing: "Most Pascal compilers barely fit on a disk, but Turbo Pascal packs an editor, compiler, linker, and run-time library into just 29K bytes of random-access memory."

Jerry Pournelle, BYTE: "What I think the computer industry is headed for: well documented, standard, plenty of good features, and a reasonable price."

Portability. Turbo Pascal is available today for most computers running PC DOS, MS DOS, CP/M 80 or CP/M 86. A XENIX version of Turbo Pascal will soon be announced, and before the end of the year, Turbo Pascal will be running on most 68000 based microcomputers.

\$69.95

High resolution monochrome graphics for the IBM PC and the Zenith 100 computers

Dazzling graphics and painless windows. The Turbo Graphix Toolbox will give even a beginning programmer the expert's edge. It's a complete library of Pascal procedures that include:

- Full graphics window management.
- Tools that will allow you to draw and hatch pie charts, bar charts, circles, rectangles and a full range of geometric shapes.
- Procedures that will save and restore graphic images to and from disk.
- Functions that will allow you to precisely plot curves.
- Tools that will allow you to create animation or solve those difficult curve fitting problems.
- and much, much more

No sweat and no royalties. You may incorporate part, or all of these tools in your programs, and yet, we won't charge you any royalties. Best of all, these functions and procedures come complete with commented source code on disk ready to compile!

\$54.95
NEW

Searching and sorting made simple

The perfect complement to Turbo Pascal. It contains: **Turbo-Access**, a powerful implementation of the state-of-the-art B+tree ISAM technique; **Turbo-Sort**, a super efficient implementation of the fastest data sorting algorithm, "Quicksort on disk". And much more.

Jerry Pournelle, BYTE: "The tools include a B+tree search and a sorting system; I've seen stuff like this, but not as well thought out, sell for hundreds of dollars."

Get started right away: free database! Included on every Toolbox disk is the source code to a working data base which demonstrates how powerful and easy to use the Turbo-Access system really is. Modify it to suit your individual needs or just compile it and run.

Remember, no royalties!

\$54.95

From Start to Finish in 300 pages. Turbo Tutor is for everyone, from novice to expert. Even if you've never programmed before, Turbo Tutor will get you started right away. If you already have some experience with Pascal or another programming language, Turbo Tutor will take you step by step through topics like data structures and pointers. If you're an expert, you'll love the sections detailing subjects such as "how to use assembly language routines with your Turbo Pascal programs."

A must. You'll find the source code for all the examples in the book on the accompanying disk ready to compile. Turbo Tutor might be the only reference on Pascal and programming you'll ever need.

\$34.95

TURBO PASCAL FAMILY

Available at better dealers nationwide. Call (800) 556-2283 for the dealer nearest you. To order by Credit Card call (800) 255-8008, CA (800) 742-1133

Carefully Describe your Computer System!

Mine is: ☐ 8 bit ☐ 16 bit
I Use: ☐ PC-DOS ☐ MS-DOS
☐ CP/M 80 ☐ CP/M 86
My computer's name/model is: _____

The disk size I use is:

☐ 3 1/2" ☐ 5 1/4" ☐ 8"

Name: _____

Shipping Address: _____

City: _____

Zip: _____

State: _____

Telephone: _____

Pascal 3.0 \$ 69.95
Pascal w/8087 \$109.90
Pascal w/BCD \$109.90
Pascal w/8087 & BCD \$124.95

Turbo Toolbox \$ 54.95
Turbo Graphix \$ 54.95
Turbo Tutor \$ 34.95

*These prices include shipping to all U.S. cities. All foreign orders add \$10 per product ordered.

Amount: (CA 6% tax) _____

Payment: VISA MC BankDraft Check

Credit Card Expir. Date: _____

Card #: _____


COD's and Purchase Orders WILL NOT be accepted by Borland. California residents: add 6% sales tax. Outside USA: add \$10 and make payment by bank draft, payable in US dollars drawn on a US bank.

F28

BORLAND
INTERNATIONAL

Software's Newest Direction
4585 Scotts Valley Drive
Scotts Valley, CA 95066
TELEX 172373

Turbo Pascal is a registered trademark of Borland International, Inc.



by Tom Foote

This issue delivers writers' tools: tools used by May Brown to make \$100,000 a year at freelance writing; tools used by Michael Scheff to write major television scripts; and tools used by others who dial in daily to the nation's bulletin boards for writers and publishers.

But it's not all for writers. It also launches our new beginners' column; gives a closer look at the 286i; and details how to use SUBMIT to automatically set your system for writing, telecommunicating, and financial work.

WordStar extravaganza

In addition, we've dropped a whale into the "well." The extraordinarily large "WordStar Deluxe" by Ted Silveira displaces much of our features section (what journalists call the "well").

But it also fulfills a wish that I have had for years. As the grateful beneficiary of piecemeal WordStar tidbits—scavenged anywhere from the *Atlantic Monthly* to obscure BBSs, I have long wanted to see someone gather all known pieces and neatly tie them together—once and for all.

Silveira delivers exactly what I asked for: what I believe is the most comprehensive (and comprehensible) article ever done on patching WordStar—the world's best selling

Editor's Notes

Making machines work so people can think

word processor ever (and still the hands-down best seller in '84, according to *InfoWorld*). Moreover, he does so in a way that should interest the thousands who use WordStar on (I dare say) any CP/M or IBM-compatible machine.

You're sitting on a gold mine

"Machines should work, people should think," says an often ignored IBM slogan. Yet the letters I get and what I hear at users' group meetings suggest that few have made their machines do the work that people shouldn't.

Though most users already own SUBMIT, COMLINE, COPY, CONFIGURE, and the tools for patching WordStar, few have put these dynamos to work. Yet many would like to, as was revealed by responses to my suggesting a "Did You Know?" column on efficiency tips. (Letters showed overwhelming demand for such tips, but scant supply.) Then there are the skeptics who feel that taking the time to turn on the dynamos could never deliver much added performance. And to a few, I'm sure, some efficiency efforts appear fanatical. (I've seen plenty that *are* fanatical.)

But try it. You'll like it.

If you haven't yet taken advantage of certain work savers, you're in for a delightful surprise. You'll be amazed at how much senseless, repetitive trivia you can avoid from now on—or, alternatively, at how much better it is to have your machine do the work while you do

the thinking.

The work savers we've offered in the past have been splintered up among many issues, and most users don't have time to try them all. That's why I thought you'd like to see the following summary of those inexpensive ones I've tried, enjoy most, and use regularly—what I call "vital fixes" that seem to give new life to my hardware and software, fixes I think most users ought to at least try.

Finally, I urge you to proceed unafraid—but carefully at every turn. This means always working first from an expendable diskette (not your hard disk) containing expendable files—files you have backed up on other diskettes stored away from your machine. It also means first testing your work under conditions where it can't do any harm (e.g., while logged onto your expendable diskette containing your expendable files and without any calls to any other drives).

What to expect

Once you have your fixes working, you can expect what I expect every time I turn my machine on: Merely flicking the power switch (or hitting the reset button, or running the public domain's COLDBOOT.COM) automatically executes a custom SUBMIT file. That file, in turn, triggers custom key redefinitions, then quickly brings up a patched, speedier version of WordStar (without the "ad" but with all defaults set just the way I want them—including margins, spac-

ing, menu toggles, help levels, Epson printer codes, and automatic logon to Drive B). In other words, a few seconds after touching the power switch, I have everything pre-set the way I want it, and have only to select which file to edit. (I could have WordStar go directly into a prespecified file, but I prefer to see WordStar's directory of my files first.)

The fixes and where to read about them

Automatic execution at coldboot is achieved by using COMLINE.COM, COPY.COM, (or even DU.COM—see "Technical Forum," June 1985) to write on your CP/M system tracks the single command you want your system to chain to after CP/M is loaded. For example, I have CP/M chain into the command "SUBMIT WS," which executes SUBMIT.COM, which in turn submits for execution the list of commands I have written in WS.SUB. These commands ask XtraKey to redefine my keys and then execute my patched version of WordStar. (Bill Hogan elaborates on all the above in his article on SUBMIT, "The Best Kept-Secret of CP/M," found later in this issue.

***I urge you to
proceed unafraid—
but carefully at
every turn.***

My redefined keys offer many of the tricks described in Ted Silveira's "Flea Market" columns (May and June, 1985) along with fixes I prefer. Those include: defining the numeric keypad keys (which repeat when held down) to quickly drive the cursor a character, a word, a line, or a screen at a time; a notepad "window" that appears when I want to jot something down and write it to another file; prompt invocation of my directory or SWEEP programs when I don't like what I see on WordStar's file directory; a single key that saves and prints the file; another that calls in my let-

(continued on page 21)

RESEARCH ASSISTANTS FOR WORDSTAR® USERS

WordStar for professionals and scholars? For letters and memos you swear by it. For manuscripts, however, you're just as likely to swear at it.

WordStar doesn't do the most frustrating and tedious chores of professional writing: footnotes, bibliographies, numbering and outlining.

Pro/Tem's **Footnote™** numbers and positions footnotes in your text, and handles cross references as well. It produces a what-you-see-is-what-you-get file. Edit as often as you like. Footnote will renumber and reformat your manuscript each time.

With **Bibliography™**, you type and proofread each bibliographic entry just *once* in a WordStar file—your master bibliography*. Then as you write, enter citations in your usual way. Bibliography automatically constructs a bibliography of all the works cited, or copies the full citations into your footnotes.

Need to number—and renumber—paragraphs, sections, or other items? **Number™** does it all—in any style you want. Even outlines of up to five levels, and cross references.

Buy all three programs for \$199, or any one for \$99.

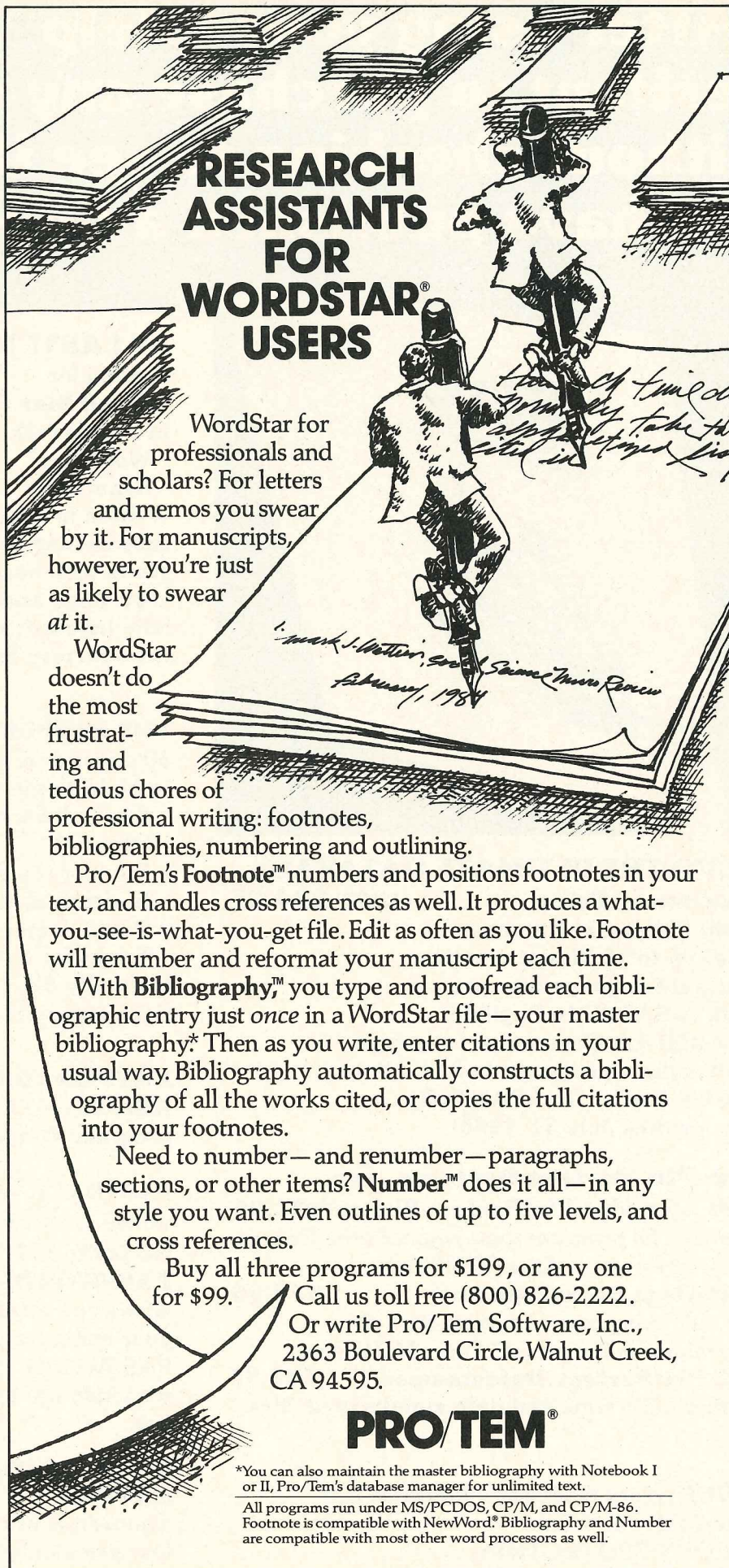
Call us toll free (800) 826-2222.

Or write Pro/Tem Software, Inc.,
2363 Boulevard Circle, Walnut Creek,
CA 94595.

PRO/TEM®


*You can also maintain the master bibliography with Notebook I or II, Pro/Tem's database manager for unlimited text.

All programs run under MS/PCDOS, CP/M, and CP/M-86. Footnote is compatible with NewWord® Bibliography and Number are compatible with most other word processors as well.



“After using your “Help” books, I am hesitant to purchase any software without checking to see if you have published a book on it.”

Houston, TX.



SALVO THE ULTIMATE DATABASE™

Introductory Price JUST \$94.95

- Fully Relational Database
- Uses up to 16 files at one time
- Natural Language Interpreter
Talk to SALVO in English!
- Powerful 4th Generation Language
Write whole programs in 2 or 3 lines

MONEY-BACK GUARANTEE!

(Price expires July 31, 1985)

From Plu*Perfect Systems, Inc.

CP/M 2.2e plus Plu*Perfect Writer™ \$31.95

“A wonderful program that enhances the features of Perfect Writer.” Peter McWilliams

Plu*Perfect Backgrounder™ \$37.95

“The only thing more amazing than the performance is the price!” Peter McWilliams

NEW! Plu*Perfect Datestamper™ \$31.95

Automatically time and date stamps your files.

NEW! Perfect Software Version 2.0

Writer, Filer and Calc

NO COPY PROTECTION!

Normally \$89 Our Price: **\$85 All 3 \$225**

AT LAST! The PeopleTalk book you’ve been waiting for.

The All Star Guide to the Kaypro Computer
In PeopleTalk’s learner-friendly style covering

- WordStar™ • DataStar™ • MailMerge™
- ReportStar™ • CalcStar™ • SuperSort™

Written in cooperation with Kaypro Complete easy to read tutorials on all of the Star software; starts with basics — builds to advanced uses; expert tips and advice; fully cross-referenced; fully indexed; spiral-bound for easy access

Introductory Price **\$19.95**

THE PEOPLE TALK QUARTERLY

60 pages and going strong! A newsletter written in plain English. Columns covering—

- Star software
- Dbase-II
- Product reviews
- In-depth articles
- Public Domain Software
- Tricks for getting the most from your printer
- Perfect software
- Book section
- Modems & Communications

Normally \$20 (4 issues) **Special Price \$17.95**

Back issues \$2.50 each

KAYPRO 10 USERS

KBACK — The ultra high speed back-up program. Dumps 10 megabytes in 15 minutes!

JUST \$69.95

FASTBACK™ — The highly praised back-up utility. See the review in February Profiles

Normally \$99.95

Our Price \$74.95

PASSWORD™ — The ultimate security system.

Gives you total control over who has access to your computer. From start-up to shut-down PASSWORD follows your instructions about who may have access and what areas they may use.

JUST \$69.95

REMBRANDT™ - GRAPHICS FOR YOUR KAYPRO

Thousands of copies sold at \$79.95

Our price only **\$57.95** Demo Disk \$6

Price Expires July 31, 1985

"...the very best collection of utility software I've seen...The Kaypro is advertised as "The Compleat Computer"-but this is the bundle of software that makes that true!"

Dave Gerrold, Profiles Magazine

FREE SOFTWARE HANDBOOK ONLY \$17.95

(Handbook plus software disks \$62.95. Disks only \$54.95.)

Features the top programs in public domain

- What they are
- When they're useful
- How to acquire them
- How they work

*If ordering disks please specify machine and disk format.

Also from PeopleTalk:

Wordstar and Friends for Kaypro 2 & 4 **\$19.95**
 Perfect Manual for the Kaypro 2, **\$17.95**
 Perfect Manual for the Kaypro 4, **\$17.95**

Supercharge your Kaypro with Smartkey!™

Only \$44.95 to customize your computer.
 Program your own keyboard to turn the most-used commands into ONE KEYSTROKE.

PERFECT WRITER ON THE KAYPRO®

Easy-to-read tutorial for Perfect Writer users.
 Unleash the power of Writer with this handy reference book as only PeopleTalk could produce it!

- Exceptional type-this-and-you-get that reference section lets you look up a command quickly and easily
- Focuses on all Kaypro models

All this for only **\$17.95**

DISKETTES! Special 25 disk prepacks

Single-Sided: **\$1.25 each \$31.25 Box**

Double-Sided: **\$1.45 each \$36.25 Box**

Includes warranty, envelopes & labels

CHECKS AND BALANCES

"The sky opened with a crack of thunder ... My checkbook had balanced ... It hadn't balanced in 17 years. If anyone had told me that I would be balancing my checkbook and enjoying it, I'd have suggested he was a candidate for a rubber room!" Dave Gerrold Profiles

The incredibly easy-to-use accounting package for personal and business use.

Super-low price **\$54.95**
MONEY-BACK GUARANTEE



See your dealer or order direct:

PeopleTalk Associates Inc.


P.O. Box 863652-A

Plano, TX 75086

1-800-PT BOOKS



Please include product price in U.S. Dollars + \$3 shipping and handling (\$10 air mail outside U.S.) Texas residents add 6% tax.



by Brock Meeks

Writing is the hardest way of earning a living, with the possible exception of wrestling alligators.
—Olin Miller

Miller may be right, but every day thousands of people publish their prose electronically. Most pieces are simple essays on local bulletin board systems (BBSs). The open format of a BBS is fertile ground for your writing—and the cost of publishing is the price of a local phone call.

Granted, the content of BBS “articles” often leaves something to be desired. But let’s face it—as any accomplished writer will tell you, good writing takes practice. The more you write, the better your writing becomes. A BBS is a great place to practice because it offers two things every writer needs: opportunity and audience.

Electronic publishing makes it possible to have your thoughts read the same day you “publish” them. In turn you receive immediate feedback from the readers. Did your piece excite emotions or tweak someone’s personal dogma? It’s not surprising that so many writers are turning to online bulletin boards for the audience they seek. Feedback like this is available to you on computer-based systems ranging

Life at 300 Baud

Online publishing—the new game in town

from the two-disk micro in a Cleveland basement to the giant mainframes in the polished halls of The Source.

Not only does this new online literary world offer you a ready-made audience, but as an “isolated” writer you can now tap into an online network of fellow writers who can offer a broad range of advice, support and criticism.

“Pros” lead the way

Bouncing from coast to coast via modem reveals several systems dedicated to online literary efforts. These systems are run by professional writers who, for different reasons, decided to establish an electronic gathering place for their colleagues.

Sysops and writers find few monetary rewards in the world of online publishing. However, the opportunity to be part of a new, creative medium is motivation enough for most “publishing” sysops.

Modem Times

Location: Colorado Springs, CO
Phone: (303) 578-5405
Hours open: 24/day
Log-on: password issued
Baud rate: 300/1200

Modem Times is an online literary magazine run by Jim Bates and Jennifer Petkus. Both have journalism backgrounds—he is an editor and she is a reporter. Modem Times offers book and movie reviews, short stories and a list of

literary agents willing to look at unsolicited manuscripts.

Bates says that their regular contributors are better-than-average writers. There are standards that must be adhered to, however, even in electronic publishing.

Bates and Petkus see their roles as online editors. Every submission is read at least three times before it is featured on the board. Even if the writing isn’t up to “feature” standards, any contribution can get published in the BBS’s “letters” section.

Modem Times was established to bridge the gap between conventional print magazines and bulletin boards. The results are equivalent to a small literary magazine, minus the overhead.

The Notebook

Location: West Palm Beach, FL
Phone: (305) 686-4862
Hours open: 24/day
Log-on: password issued
Baud rate: 300/1200

The Notebook is another local BBS that caters to writers. Sysop Karl Meyer is a professional freelance writer. Meyer started The Notebook “as a service to the growing online community of writers.”

The Notebook contains a “lending library” of downloadable files that include magazine and book markets for writers. The biggest advantage of The Notebook is the audience it draws. The regular user base contains a large number of

professional writers in all fields. These professionals “drop by” often and are known for giving priceless advice to fledglings.

“I figured since most writers were going to word processors it wouldn’t be long until they all got modems,” said Meyer of The Notebook’s humble beginnings. “Once writers got their hands on a modem and discovered the world of electronic publishing, I knew that there would need to be a specific outlet for these electronic authors to park their prose.”

You want someone to critique your work? Any submissions left on this board will benefit from a broad range of editorial talent.

Just give the word, says Meyer, and decades of editorial experience can be brought to bear on your writing.

Your name in pixels

User-publishing is available on some of the big commercial information systems. Delphi, a Massachusetts-based system, offers two complete user-published books online.

Science fiction writer Orson Scott Card wrote *Ender’s Game* online. Delphi allowed Card to submit chapters online as he finished them. Readers could then give Card feedback as each chapter was finished. This feedback helped to shape the final version, which is due out in hardcopy this summer.

A non-fiction book, *The Naked Computer*, is also available online. You can find this in bookstores already.

Delphi has two literary special interest groups (SIGs): Writers Corner (open access) and Writers & Editors Network (WEN), by invitation only for professionals. Those interested in joining WEN supply the sysop with credentials to gain access to a special WEN members’ directory and a publishing industry newsletter.

Authors who participate on WEN can share “works in progress” with others, or they can “publish” items in the regular Writers Corner SIG.

Anyone can publish in the Writers Corner. In addition, you can

take a crack at a collaborative novel. There are ten collaborative novels currently online, and you can contribute as many chapters as you like. (I enjoyed *The Rune Witches* and *The Life and Times of Chester O’Riley*.)

There is even a section called the “Casbah” that provides classified ads to link editors and writers.

The Source has a unique system of user-publishing with the potential of turning a profit. Members of The Source can create publications for the public to read and then

advertise their new publications via electronic mail. If a publication draws a good crowd (with an online system, the process of tallying up readers is no problem), The Source will approach the writer with a royalties plan—a prearranged sum paid for each minute someone spends reading the text. (Writers are self-published—they “rent” online text storage space from The Source each month.)

An author of a Source “best seller” can expect royalties to run about \$400 a month. This is a com-



Dot Matrix Made Beautiful

All the type in this ad was printed on an inexpensive dot matrix printer with Fancy Font, the program that works with almost any word processor to produce high resolution, proportionally spaced, letter quality printing.

No special hardware or installation is required, so you'll be using Fancy Font as soon as you get it.

Fonts, including Roman, Sans Serif, Bold, Italic, Script, Old English and more, from 8 to 24 points come standard with Fancy Font.

FLEXIBLE. Fancy Font comes with a complete set of over 1500 mathematical, foreign language and other special symbols.

Hundreds of additional fonts in sizes from 6 to 72 points are available, at a nominal additional charge, from our growing font library.

You can edit any character and also create your own characters or logos, up to 1 inch by 1 inch.

Powerful formatting features let you center, justify, wordwrap and type flush left or right, with or without running headers and footers — even with different fonts and sizes on the same line.

COST EFFECTIVE. You buy Fancy Font from your local dealer or direct from us, the software developers, for only \$180.

You get near typeset quality at a small fraction of the time and cost of using art or typesetting services.

Fancy Font runs on PC/DOS, MSDOS and CP/M systems with Epson, Toshiba and compatible dot matrix printers.

You'll be turning out great looking reports, newsletters, presentations, letters, mathematical texts, overheads or invitations after getting your copy of Fancy Font. The applications are limited only by your imagination.

Call or write now to order Fancy Font or ask for additional information including actual samples and independent reviews.

CALL TODAY 1-800-351-0500 MasterCharge and Visa Accepted

SoftCraft, Inc.

222 State Street, Madison, WI 53703 (608) 257-3300

Fancy Font is a registered trademark of SoftCraft, Inc.

Your Kaypro Just Isn't the Same Without a Datasolvers Internal Modem.



It's now cheaper to give your KayPro its inner voice. That's right! Now you can purchase a Datasolvers DS1200SMT internal modem at the newly reduced price of ONLY \$349.95!!

The DS1200SMT is a 1200-300 baud, Hayes compatible smartmodem designed specifically for internal installation in your KayPro computer (it works on all KayPro models except the new 16)! The modem comes complete with all installation instructions, free time on NewsNet (the new business information network), all needed cabling, user's manual, a 180 day warranty, and even software on diskette! Plus, all Datasolvers modems are installable options with MITE software.


NEW LOWER PRICE!!!

When installing the DS1200SMT you won't have to worry about soldering, drilling or modifying your computer. It's an easy process which takes about 15 minutes. And yes, you can do it!

Let's face it — 300 baud is alright, but 1200 baud is where it's really at! And now you can be in the forefront of communications for less. Give your KayPro the inner voice it deserves . . . a 1200 baud "voice," the DS1200SMT for only \$349.95.

If you have any questions give us a call, or contact your local KayPro dealer.

CALL US NOW: (316) 264-5068



datasolvers inc.

440 Maple, Wichita, Ks. 67213

petitive area, and certainly the words "publish or perish" apply. For those who wish a less risky forum, there are options available on CompuServe.

CompuServe offerings include writer support (Writers and Editors SIG); a forum for online publishing (Literary SIG); and, for those who just want to "curl up with a good cursor," the *H. Caines Mystery Magazine*.

The Writers and Editors SIG provides contact with a large and diverse group of writers. There are online databases that list the editorial needs of book and magazine publishers. Information on any aspect (or level) of writing can be gleaned from this forum.

database that will "computerize everything known in the world about Shakespeare for retrieval."

Marder estimates that there are 150,000 books, articles and dissertations available for data entry. With articles on Shakespeare appearing at the rate of 3,000 a year, a comprehensive reading of all the literature becomes a full-time occupation.

But with Marder's database some 75,000 pages of abstracts and digests—spanning 400 years of literature—could be just a carrier tone away. Marder hopes his database will be available at libraries, schools, and even homes.

Elsewhere the letters of the 19th century English author Thomas

*An author of a Source
"best seller" can
expect royalties of
about \$400 a month.*

The Literary SIG is for actual submission of your work. There are ten categories of submissions, including poetry, fiction, book reviews and essays. There is even a spot for writers to gripe about questionable publications. This section is called, appropriately enough, "Potshot Corner."

Even if you are not a writer you can enjoy online literature, such as the full-length mysteries on the *H. Caines Mystery Magazine*. (I must admit that reading any kind of literature on a nine-inch CRT at 300 baud is tedious. I'd prefer to be next to the fireplace with a vintage Gamay Beaujolais.)

Academia online

Although most members of the formal academic community haven't taken advantage of electronic publication, there are a few notable exceptions.

Louis Marder, professor emeritus at the University of Illinois-Chicago, is spearheading a program to put the complete works of William Shakespeare online for the public. Additionally, he has 20 scholars working on putting together a

Carlyle—some 8,500—are being input for the creation of an online database. Coordinator of the project is Duke University professor Clyde De L. Ryals.

While working on this massive project Ryals has leaned heavily on online communications to coordinate with others working on the project. He now sends printouts in response to inquiries from outside scholars, but in the future he expects all of this type of activity to take place online.

Facing tightened budgets, The National Endowment for the Humanities (NEH), which supports a large part of scholarly printing, is reluctant to publish complete paper editions of anybody's work. Ryals says the NEH demands that only the most workable parts be in paper form; the remaining part is to be documented in some kind of computer format.

Edit mode

The cursor's now in your court. If electronic publishing sounds appealing to you, by all means, find a spot where you are comfortable and begin to "publish." □

EDITOR'S NOTES

(continued from page 15)

terhead file; and a crude outlining feature that successively indents my left margin according to taps of the successively indented 1, Q, A, and Z keys.

I should emphasize that the most valuable key redefinitions—those that help me fly through my work (and my thinking)—are those that speed cursor movement, allowing me to drive the cursor anywhere I want almost instantly. Though I use a commercial program to do this, you'd be amazed at how much mileage you can get out of CONFIG.COM and the public domain programs. (Ezra Shapiro described how to use CONFIG in our July/August 1983 issue.)

Besides most of the patches detailed by Silveira in this issue, my WordStar contains MathStar patches (made using the commercial program reviewed by William Higginson in our April 1985 issue), this issue's patch by Tom Enright to avoid WordStar's opening "ad" altogether (though not the copyright notice), and last issue's patch by Joseph Katz to automatically log to Drive B. (The latter can also be done using SUBMIT, but Katz's approach is speedier.)

Other tricks

Other tricks I enjoy are having a custom-configured style checker whose dictionary embodies a non-redundant merging of dictionaries from Grammatik, (including the sexist file), Punctuation and Style, various entries from style books, and *PROFILES'* style list of micro-computing terms. I also use public domain sorters, mergers, patchers, text utilities, carriage return softeners, MODEM7 for telecommunications, and a high-powered SWEEP program. The latter is an absolute must for quick and easy file manipulation.

The quest to save unnecessary work might well appear fanatical. But just let those who think so do the work. You, the adventurous, will have fewer mindless distractions and more time to do the thinking. □



NEW

BANNERS & SIGNS

8" or 11" LETTERS

Randy HAPPY BIRTHDAY!

50% OFF SALE

ONLY 18.95 plus shipping.

VISA & MASTERCARD Accepted.

CUSTOM PROGRAM HOUSE
P.O. Box 4710, Berkeley, CA 94704, (415) 652-8222/24 Hr. Service

Introducing

GRAF 3.0

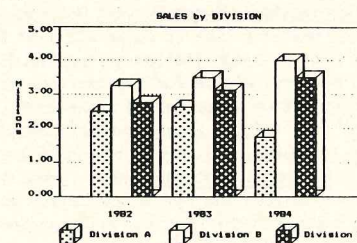
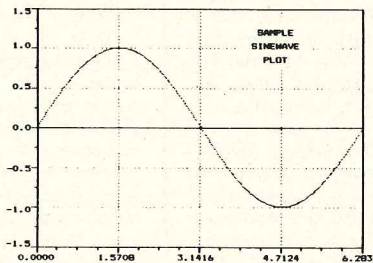
\$39.95

the complete BUSINESS and SCIENTIFIC printer graphics program

Introductory price (see TERMS)

BUSINESS APPLICATIONS

- * display floating point data directly from spreadsheets, data bases, and word processors in a wide variety of bar, pie, line, and scatter plots
- * choose from 14 different "fill-in" patterns and 8 different point plotting symbols, with automatic graph scaling, labeling, and legend creation
- * plot and group up to 6 different variables on a single graph, all easily distinguishable



SCIENTIFIC APPLICATIONS

- * plot floating point data and "theory functions" on the same graph, while choosing from 8 different plotting symbols
- * Add up to 5 different-density grid lines and choose from a wide variety of numerical labeling options
- * insert explanatory text anywhere in the graph: the amount of text you can enter is limited only by the overall size of the graph

TERMS: GRAF 3.0 will be ready for shipment in early September. If your order is postmarked by 9/1/85 you are eligible for the \$39.95 introductory price. No checks will be cashed before GRAF 3.0 is ready for shipment. The regular price of GRAF 3.0 is \$49.95. Both prices already include \$5.00 for s/h. When ordering, you MUST specify your computer and printer make and model. We support Epson, Gemini, NEC, C. Itoh, IBM, and Panasonic dot matrix printers. (Okidata printers require Okidata Plug 'n' Play chips.)

MSC

Microcomputer
Systems
Consultants

301 North Harrison Street

CN5279, Suite 228

Princeton, New Jersey 08540

CPI BUSINESS SYSTEMS

Our software saves you money before it's installed

Computer Professionals, Inc. has been developing computer applications for business and industry for NINETEEN years, often working behind the scenes for some of the biggest names in the industry. We have learned how to pack a lot of power into each computer program but we know that raw power and ability is worth little unless coupled with ease of use, good documentation and responsive support. CPI's Business Systems are all these things and more. They run faster, support larger capacities and cost less than any similar systems marketed today. They have been installed by thousands of users (since 1978) and are available from us directly or from your KAYPRO dealer. We specialize in KAYPRO systems.

We know that floppy disk users don't appreciate shuffling four or five disks in and out per application. We know that no users like to abort in the middle of an application to change printer pitch. We know that users don't like copy protection and complex licensing agreements. We don't believe that any systems with these 'features' can be considered easy to use so we left them all out of CPI Business Systems.

Fancy packaging and expensive type set manuals add greatly to the cost of most application packages but have little lasting value. Once your system/s are up and running for a week or so their real worth is their day-to-day productivity and responsiveness; the other materials gather dust. CPI Business Systems include comprehensive manuals, sample data files, tutorial sessions, etc. - everything you need is included. Our manuals are prepared and printed on computer systems. We will provide them to you on disk (with an easy to use print program) which lets you make as many copies as you need, and pass the \$10.00 savings on to you or include them with each system. You decide - we work for you!


No system is perfect; CPI Business Systems are not exceptions. That's why users are entitled to support when they need it and that's why CPI continues to enhance each system regularly based on users suggestions.

Most users need a little support when getting started so we include 45 days of FREE support with each application. Others charge hundreds of dollars extra. Users of CPI Business Systems can extend support for a full year for less than ten cents per day per application.

CP/M users may become MS-DOS users in the years ahead; CPI has planned ahead for this possibility and we provide data file conversion service to any user. CPI will, however, continue to support and enhance these fine systems for CP/M users for years to come. Your investments today will not be obsoleted by tomorrow's technology.

These powerful systems are described briefly below. If you don't feel confident yet ask for our 30+ page overview or try an application demo system at half price (demo prices apply to future system orders).

There are no extra charges for shipping, COD, etc. American Express, MasterCard, VISA card orders welcome. We ship in 48 hours. Please tell us what format you want (II/2X/4/10/16), etc. Demo systems in KAYPRO formats only.



COMPUTER PROFESSIONALS, INC.
15 REGENCY HILLS DRIVE
GREENVILLE, S.C. 29607
Phone: (803) 268-3911



Personal/Company Checks OK

\$80.00 **GENERAL LEDGER** **\$100.00**
CP/M MS-DOS

Comprehensive system with the most wanted features. Provides accurate and well organized financial information for your business. Check the partial feature list below. Accepts data automatically from all other CPI Business Systems for completely integrated accounting. The entire program library fits on one 191K disk with room to spare. Menu driven for ease of use but the menus won't get in your way.

PROGRAM FUNCTIONS: Systems Initialization customizes programs for your business and hardware. - Master File Maintenance to create, modify and report on charts of accounts; auto Make Departments function speeds setup; lists charts in 3 formats, on 8 1/2" wide forms at 10cpi - Transaction (Journal Entry) Maintenance to enter and change and delete and post and list (3 formats); auto increment for reference from numeric pad; auto duplication of any field from prior entry, last 7 entries on display; source/run totals; validation of account numbers at time of entry; true prior period adjustments; repeating entries for depreciation, etc. - Trial Balance summary reports (2), worksheets and detail general ledgers; Full/Consolidated/Selective departmental (FCS) processing. - Financial Statements in 4 formats: current year, current and prior year, current quarterly, cumulative quarterly; FCS selection (see above); run any report for any prior period; indicate # of months for the current period even when re-running prior periods; disclaimers (two 78-char lines) for Accountants. - Budget Reporting with remaining or variance computations; current, YTD, both; rerun prior periods; FCS processing, variable # months in current period - Full Year Detail G/L high speed build up system; over 3,800 records on 191K disk; detail is shown in original input sequence by account; FCS; partial year reports when disk space is limited; auto buildup for hard disk users - End-Of-Period creates backup file automatically; updates repeating entry date fields for new month; selects month/year end processing automatically; updates prior year's data. - Accounting Transfer inputs data from each CPI Business System; posts; prints control reports; multiple transfers from other applications allowed. - Query Account - high speed displays to CRT or individual or range-of-account displays to printer. See the Hardware Requirements section also. All CPI systems include easy data entry and correction via formatted screens, Back-Up, Void & End keys.

CAPACITIES: CP/M - 600 Accounts; MS-DOS - 2000 Accounts - 3-5 Digits for Account Numbers - Up to 99 departments using 3-digit account number and 2-digit department number. Each K of disk can hold 8 records (i.e. 300+ accounts and 1200+ transactions on a 191K disk).

\$80.00 **ACCOUNTS PAYABLE** **\$100.00**
CP/M MS-DOS

Improve your cash management with this fine system. You'll get the up to date accurate picture of accounts to be paid, cash requirements for the data on file. Payments and notes vouchered automatically insuring timely payments. Complete check writing included. The system reports include Vendor File Lists, Open Vouchers, Ageing By Due Date, Discount Date Ageing, Cash Requirements, Check Registers, G/L Transaction List, Query Vendor Status, Credit Vouchers, Deleted Vouchers. CAPACITIES of 600 Vendors (CP/M), 2000 Vendors (MS-DOS) - no limit on transactions.

\$80.00 **ACCOUNTS RECEIVABLE** **\$100.00**
CP/M MS-DOS

Super system with Invoices, Service Invoices, Statements, etc. A full range of reporting abilities include Customer Reports, Ageing Reports, Transactions Reports, G/L Transaction List, etc. Auto billing feature eliminates mistakes. Sales can be distributed to 100 accounts. Build up statement option combines the virtues of ledger card history detail and the speeds of todays computers. Use preprinted forms and/or plain paper for invoices and statements. CAPACITIES of 600 Customers (CP/M) 2000 (MS-DOS) - no limit on transactions, multiple customer disks OK.

\$80.00 **PAYROLL** **\$100.00**
CP/M MS-DOS

A complete payroll system supplied with current tax routines for every state. Functions include Employee File Maintenance; Employee Lists in multiple levels of detail; Input Worksheets; Time Card Entry; Regular, Overtime, Other, Commissions, Tips, Misc. Pay, Exception Processing so you only enter variable data; Weekly, Bi-Weekly, Semi-Monthly, Monthly pay cycles (run individually/combined); Departmental Payrolls; Checks; Check Registers; Earnings Reports; 941's; W-2's; Unemployment Reports; Multi-state; Manual Checks; G/L Transactions. Federal, FICA, State and Local Taxes, Federal/State Add-Ons, FICA, FUTA, SUI, SDI, EIC, 4 other deductions. CAPACITIES - 600/2000 emp. (CP/M/MSDOS), 98 Tax File Rcds.

HARDWARE REQUIREMENTS

CP/M....: 64K (53K TPA) & CP/M 2.0 or higher.
MS-DOS...: 128K (or more) & MS-DOS/PC-DOS 2.0 or higher - ANSI.SYS.
Printer...: 132 columns (compressed pitch supported), continuous forms.
Disk/s...: Dual Floppies/Hard Disk/Both - 191K recommended, less works.
CRT.....: 80/24 with Clear, Home, Clear to EOL, Up, Down, Left, Right.

CURRENT UPDATE: THIS IS THE FIRST OF A NEW SERIES OF ADVERTISEMENTS DESCRIBING EACH APPLICATION IN TURN IN GREATER DETAIL. CHECK FUTURE ISSUES FOR INFORMATION ON OTHER CPI BUSINESS SYSTEMS AND YOUR DEALER FOR A DEMONSTRATION.

Create graphics masterpieces with...

Rembrandt

Complete Business Graphics Toolkit™

Version 3.0
just released!

NEED GRAPHICS? You don't need a new computer. You need **REMBRANDT**. The software package that unleashes all the graphics power built into your Kaypro Computer.

Until now, accessing Kaypro graphics required advanced programming efforts. Now the **REMBRANDT** Business Graphics Toolkit gives you three easy-to-use tools that allow even the most inexperienced user to quickly master Kaypro graphics.

KGRAPH™ enables quick and easy creation of business graphics including horizontal and vertical bar charts, pie charts and xy plots (scatter-graphs) — KGRAPH uses hand entered data or reads numerical data from just about any source including dBase II, spreadsheet, Mbasic and Wordstar files.

KBOARD™ is the full-screen graphics editor for your Kaypro computer. Create graphic screens, save and recall them to and from disk. Layout forms, design logos, draw pictures. It's easy and fun to use!

KBRIEF™ produces electronic on-screen "slide shows" with absolutely no programming required! KGRAPH and KBOARD files are easily sequenced using nine special effects!

REMBRANDT is complete with printer routines so graphics can be reproduced on virtually every dot-matrix or daisy-wheel printer.

REMBRANDT, the Complete Business Graphics Toolkit costs just \$79.95.

A demonstration disk is just \$5.00 applicable to the purchase price.

See your **Kaypro** dealer for a demonstration.

For Kaypro 2-84, 2X, 4-84, 4E, 4X, 10, 12X and Robie.

**Make your KAYPRO computer
IBM-PC compatible for \$29.95!**
**READ, WRITE and FORMAT more than 25 different
types of disks (including IBM PC-DOS/MS-DOS) with**

Media Master™

Now
available
for the IBM-PC
75 formats
just \$39.95

Are you tired of trying to find your favorite software package in **Kaypro** format? Would you like to use your **Kaypro** generated Wordstar files, dBase II data and spreadsheet files on the IBM-PC at work (and vice-versa)?
Do you want to trade public domain software with a friend who owns an Osborne?

MEDIA MASTER gives your **Kaypro** instant access to program and data files in over 25 disk formats including:

Osborne SD & DD	LNW-80	Cromemco w/Int'l Term	Xerox 820 I SD
IBM PC-DOS 1.0 & up	TRS-80 with Omikron CP/M	Cromemco CDOS SSDD	Xerox 820 II DD
IBM PC-DOS 2.0 & up	TRS-80 III w/Memory Merchant	Cromemco CDOS SSSD	Zenith Z90
IBM CP/M-86	TRS-80 IV with CP/M+	TI Professional CP/M-86	DEC VT180
Morrow MD2	Heath Z100	Actrix	NEC PC-8001A
Systel II	Heath w/Magnolia CP/M	Lobo Max-80	Kaypro II

Now available for Kaypro 2 (and II): All other models soon!

ORDERING INFORMATION: Include \$3 per order for postage/handling. Overseas airmail add \$10.
California residents add 6% tax (LA County, add 6.5%).
To place COD or credit card orders,



Call TOLL FREE 24 hours: **800-824-7888** (Ask for Operator 409)
Alaska, Hawaii: **800-824-7919** (Ask for Operator 409)
Technical questions: call (818) 716-1655


For more information, a free brochure (including sample printouts and reviews), or to order, contact:

formerly
DG/SYSTEMS

SPECTRE
TECHNOLOGIES, INC.

**22458 Ventura Blvd., Suite E
Woodland Hills, CA 91364**

All programs also available for OSBORNE and DEC RAINBOW computers. Dealer inquiries invited.



The 'Write' Marketing Angle

Using your 'computer edge' for lucrative freelancing

by May L. Brown

I'm not famous. I hardly have a byline to my name. But in 1984, I made more than \$100,000 as a freelance writer.

When other writers began pressing me for tips, I initially shrugged off my success as sheer beginner's luck. After all, it wasn't because of my track record; I had almost no professional writing experience when I opened shop in 1983. Nor could I claim I was a better weaver of words or slinger of sentences. Many who came to me for advice honed their craft with much greater eloquence and pizzazz.

What I eventually surmised was this: I had used my computer as my marketing edge. And I'm going to tell you exactly how I set up a direct line to steady freelance work. While the strategies are geared to corporate or advertising work, many of them apply to any type of professional freelance writing.

Common mistakes beginning freelancers make

First, a bit of advice I gleaned from clients about where beginners miss the boat:

1. *Not recognizing that this is nearly the 21st century.* A computer, printer, and, in some cases, a modem are *de rigueur*. One of my clients told me he refuses to hire anybody without these essential writing tools. He also informed me that most freelance writers *do not have computers*. So, pat yourself on the back. If you're a *PROFILES* subscriber, you have a major marketing advantage over many writers: your Kaypro.

2. *Lacking requisite writing skills.* Agencies assume that freelancers can merge words into coherent sentences. What they also expect is an ability to write with style and in many styles. Client turn-offs include stilted language, poor organization of thoughts and "flat" prose that fails to excite the reader.

3. *Failure to recognize client needs.* Advertising agencies, for example, generally hire freelance writers because they have a deadline problem or temporary shortage of staff. Their regular writer is stuck in Jamaica because of an airline strike, or what have you.

Whatever the case, they have a deadline to meet, and the freelancer has to make the copy sound as if the guy in Jamaica wrote it—or better. Failure to deliver—in terms of deadlines and quality—is the surest way to end a client relationship.

4. *Sloppy copy.* This includes white-outs, cross-outs and last-minute additions. If it isn't absolutely clean, don't send it out. One of the telltale differences between a novice and a professional is the appearance of the copy. Trite as it sounds, first impressions count.

5. *Sending the wrong writing samples.* Agencies on the lookout for backup writers usually seek close compatibility with their current "operating system." Your writing samples should prove that you're the right interface. And what if you're short on published samples? The writer's marketing caveat is this: Do your homework. Research what they do and the style they like, and make up samples that approximate what they need. If it's an ad agency that promotes underwear, write up a sexy ad and present it as the type of quality work you can *consistently* produce.

So those are the basic shortcomings of the uninitiated freelancer. Next are my homespun principles for marketing a much-needed "product": solutions to client problems.

Creating a marketing niche

Before marketing your craft, outline your strengths and the target markets that can use them. That's the first step to market positioning.

My forte is stamina in meeting deadlines. I decided to specialize in Fortune 500 corporate communications, which includes writing "house organs," speeches, brochures, videoscripts, business proposals and training handbooks. By and large, my clients are busy, businesslike and bottom-line conscious.

In addition to large corporations, one of the fastest growing writer's markets is what you've got in your hands: computer literature. Don't confine yourself to the well-known computer magazines. Consider the specialty journals of various industries and profes-

sions. That's how one friend of mine found a medical publication willing to buy her Kaypro-written article on computerized infant eye exams.

Start with the right tools

If you have a computer, you have *many* marketing advantages over the writer without one. Recognize, cultivate and promote them. By having the right tools for the job, you create the right first impression, and that can lead to repeat business. Here's what a basic inventory of high-tech writer's tools should include:

Hardware. Besides your Kaypro, you'll need a fast, letter-quality printer with boldface and underlining capabilities. A dot-matrix printer might do the trick, too, if the type approximates that of a letter-quality printer. But again, keep in mind the needs of your clients. With some of my projects, my printout has served as camera-ready copy. Dot-matrix copy would not have been suitable in these instances.

Software. Fortunately for Kaypro owners, the machine comes equipped with just about all the software a writer needs to get started. My computer came with Perfect Writer and I've been using only that since day one. A speller program is handy at checking for obvious typos, but it's not much good for catching other

happened to me). Keep yourself well equipped with extra printwheels, ribbons, paper, and blank diskettes.

A backup system. The professional writer's maxim when dealing with clients must be "No problem." And the corollary to that is "My problems are not the clients' problems." If your computer breaks down—God forbid—you should be able to hook yourself up almost instantly with a borrowed machine. The same advice goes for printers. Believe me, if you use your equipment like a workhorse, there will be times when it develops high-tech writer's cramp.

Your product line. Before you even set foot in a client's office, be sure you have what it takes to represent yourself as a "made-to-order" writer. Remember that your prospective client base is finite, that you won't get a second chance if you flub the first, and that the word about "who's hot and who's not" gets around.

To get off on the right foot, equip yourself with a complete "product line" of writing styles. Store them on separate diskettes and keep adding to your repertoire. That way you can pick the style that best meets a particular client's needs. If the client wants short, punchy prose, you've got a sample. If they want well-organized, straightforward writing for manuals, you've got that, too.

Business sense. To sell what you write, you need to sell yourself. That includes running a tight ship that shows the client you're the right "vendor" to deal with. So, as part of your armamentarium to market yourself effectively, develop a business plan.

When I started, I outlined a personal business plan that delineated my services, a list of prospective clients, my market "positioning," my overhead, and the amount of income needed to keep me out of debtor's prison. In addition, since writing would be my only source of income, I boned up on tax issues that affect the freelancer—what constitutes a deductible "office in the home," when quarterly estimated tax payments are due and whether I needed to charge sales tax. And like any entrepreneur, I paid attention to the little details that make a difference. For example, since most of my clients are of the corporate cloth, I dress accordingly.

Using the computer to conduct interviews

I stumbled across the benefits of computer interviews by happenstance: I happened not to own a tape recorder when I landed my first interview assignment. Since I type about 100 words per minute (replete with mistakes), I was able to capture that first interview almost verbatim. No transcribing from a taped interview or listening to interminable false starts and off-the-cuff chatter.

Interviewing with a computer provides several distinct advantages near and dear to the client's heart. You can more easily capture exact spellings of names of people or things and asterisk items that the interviewee says are especially important to highlight in the article. And you can insert notes about the sur-

*If you have a computer,
you have many marketing
advantages over the
writer without one.*

writing errors, such as subject-verb agreement and double word entries. A style checking program might catch those major grammatical glitches or awkward phrasing, but may not clue you to clarity of content. So, if you use these programs, don't neglect the editing capabilities of your "wetware"—your brain.

You might also decide to enhance your word processing program with something like SmartKey, which allows you to program your keys. The rule of thumb is to spend less time processing, more time creating. Other than that, the additional software you'll need depends on your client base. If you specialize in audio-visual training scripts, for example, a scriptwriting program that allows for instant formatting might be the ticket.

Peripherals. Definitely consider getting a modem if your client is set up for telecommunications. A 1200-baud modem is worth the higher price if you will be sending copious amounts of copy on a regular basis.

Supplies. The writer's dictum here is "Never get caught short." It doesn't do you any good to work feverishly through the night to meet a 9 a.m. deadline and then discover you can't print the blasted thing out because you've run out of printer ribbon (yep, that

roundings or interviewee's non-verbal expressions.

The final kicker is that most people love computer interviews—that is, once they get over their initial “courtroom stenographer” terror. They’re more assured that you’ve captured exactly what they’ve said—or what they don’t want said. At the end of your interview, you can review your notes aloud with the interviewee, quickly summarizing topics and points covered to ensure nothing was omitted. As an added plus to the agency that hires you for the project, you can offer “conference reports” of interviews, thus sparing the account executive from performing this task.

I used to carry my Kaypro everywhere, but later decided I didn’t want my right arm to assume simian proportions. So these days, I usually tote a lap-top computer. When I get home, I simply hook my lap-top up to the Kaypro and dump the notes over for storage.

Letting loose with the creative process

Composing with a computer frees you to put your first thoughts down, no matter how ridiculous they sound. After all, the hardest part is getting started, what used to be called “committing yourself to paper.” The computer allows you to be creatively flirtatious. Even if your first ideas seem ill-formed, you can immediately wipe them out. Posterity will never know. With practice, any writer can become adept at computer-driven creativity.

The computer-driven creative process. When writing corporate magazine articles, for example, I use the computer to construct a simple outline that can be easily filled in and later altered with regional “move” commands as necessary. In other words, I organize the article from beginning to end, before I even write the first sentence. Some writers prefer the traditional Roman numeral and alphabetical outline format. I prefer a *thematic* approach because it’s more conducive to free-form associations and, for me, fresh creativity. The computer accommodates this organizational style well.

***After you’ve written
the piece, the computer
lets you do one more
thing: instant editing.***

I begin by jotting down a “copy platform:” the purpose of the writing project, the audience, preferred writing style (e.g. upbeat, humorous, inspirational, professional), objectives, and what I call “the effect”—what I want readers to think, feel or do after they’re finished reading (e.g., write out a check for \$10,000).

I then let loose with a barrage of “theme ideas”: ideas, premises or metaphors on which the rest of the copy will hang. During this process, I use the computer

to jot down notes, such as the advantages of one theme over the other.

I then review my list and use my “delete” key to eliminate ideas one by one. If I’m not sure whether I

***The computer allows
you to be creatively
flirtatious. Poster-
ity will never know.***

want to send particular ideas into oblivion, I simply transfer these “not so bad” ones into a newly opened file entitled “MAYBE.” So from my long list, I painlessly work my way down to one theme. From there, using a similar process, I begin developing sub-themes.

As the next refinement, I turn my major theme into a header and my sub-themes into sub-headers. At this point, writing the article is a cinch. I just fill in the copy points that relate to the sub-heads.

Computer-driven writing style. One other word about the benefits of writing with a computer. A lot of freelance material—from advertising, scripts and brochures to corporate speeches and magazine articles—is often written in a colloquial style, the language that people actually use when they talk. So if you can write almost as fast as you can talk, you’re more apt to capture the breeziness of a good conversation. I try to think of two or three people who represent my audience and then write as though I’m talking to those folks over coffee, or a beer, as the case may be.

After you’ve written the piece, the computer lets you do one more thing: instant editing. This is a step often omitted by non-computer writers, so you should use it to your advantage. That means reviewing the copy for clarity and conciseness. Your final “once-over” should also include reading the copy aloud. That’s the best way to catch quirky sentences and typos.

Formatting that solves problems for your client

Writers usually submit copy in a standard form—double-spaced, for one thing. With a computer, you can take that a step further. I have one client, for example, who was ecstatic when I delivered my copy with the right margin set at 40. The reason? The art director could instantly estimate how long the article would be when typeset. Translation: time and money savings for my client, appreciation and repeat business for me.

Art directors also appreciate copy that clearly denotes what should be **boldfaced** and what should be *italicized*. As a general rule, however, they detest too heavy a sprinkling of either, since it makes the finished product look clumsy.

I also format my copy so it’s easier for the account executive, who’s likely to be in charge of many projects,

to know exactly what he or she is looking at. I include a pageheading at the top of each page that denotes my client's client, the project number, the name of the project, the date of the draft and whether this is the first draft or final copy. I do *not* emblazon the copy with my name, since the account executive may want to present my hard copy as the client copy; AEs prefer not to advertise that their "product" was not crafted in-house.

Invariably your clients, or *their* clients, will want to

Interviewing with a computer provides advantages near and dear to a client's heart.

make revisions. Your computer enables you to revise quickly and painlessly and get a clean final copy to the client the same day. Now that's something that even their in-house writers can't always do if they're still locked into a manual mode.

Telecommunicating your way into the client's heart

There are four reasons why a modem makes sense for you and the client. First, many agencies, businesses

and corporations have word processing departments with telecommunications capabilities. Second, if your computer system doesn't happen to match theirs, they can still have access to your files via modem. That saves them time and money since they don't have to re-input what you write. Third, by being accessible to the client or their typesetter via modem, you make the client feel you're almost as accessible as an in-house writer. Copy and revisions can be easily transferred back and forth as though you were sitting in the office next to the account executive. Lastly, you are free to take your writing with you wherever you go. You can accept that last-minute invitation to go skiing, knowing you can write by the evening fire and send the copy by modem the next morning.

If you'll be sending copy by modem on a regular basis, the 1200-baud rather than 300-baud model is your best bet. It means the difference between three minutes and 12 minutes when sending six double-spaced pages. The numbers may seem small—until you and your client add up how often you transmit copy.

If you like to travel, you might consider a lap-size computer with a built-in modem. My lap-top only has 24K of memory, but I solved that problem by signing up with CompuServe, which gives each subscriber 128K of storage space. That way, I can free up my RAM by dumping everything over to CompuServe and retriev-

THE KAYPRO STORE...

Shirts, buttons, pens, jackets, and many more items are now available to you through your local Kaypro Dealer. Stop by and ask to see the current collection of Kaypro collectibles!

ing it later with the Kaypro. Another solution would be to set up the modem hooked to the Kaypro with auto-answer, if your modem has that capability.

The ultimate perks of freelance writing

No doubt about it, freelance writing is a competitive, hard-nosed business. I've seen too many talented writers fail because they neglected to market themselves properly. But for those who use their computers with marketing savvy, the rewards are plentiful.


For starters, doing good work for one client begets referrals to others. Account executives and art directors from one agency may move on. If you've served them well, they'll remember you in their new positions. That's one of the reasons I no longer need "new business," and thankfully so, because I prefer pounding the keyboard to pounding the pavement.

As a computer-driven writer, I can also charge a higher hourly rate. My clients readily accept my rates because, as I've been told, I produce copy three times faster than other writers they've used. (Would you believe I write five times slower without my Kaypro?)

And there are the personal rewards of freelancing, though they're not unqualified: You're the boss (but the buck starts and stops with you). You have an office in the home and justifiable tax write-offs (but watch out for those IRS "red flags" and changing rules on deductions). You determine your own hours (so they fit your clients' needs, not your sleep patterns). You decide when to take a vacation (but you don't get paid for time off). You allot time to write the great American novel (if the gray cells are still clicking at the end of the day).

And one last thing: You make it happen. No two ways about it—it's worth it. □

May Brown is a San Francisco-based freelance writer specializing corporate communications, public relations and advertising copy. Her clients represent AT&T, Pacific Bell, Wells Fargo and Bank of America, as well as high-tech firms and hospitals.



"Computer, computer, look at my face. Am I the fairest in your database?"

Need Info and Support?

Learning to operate a computer isn't easy—everyone needs help at one time or another. This is precisely the reason users' groups were born.

Basically, a users' group is a collection of computer owners and users who learn from each other. These are non-profit membership organizations which are devoted to making life with a computer easier.

Got a problem with making your Okidata printer do proportional spacing with WordStar? Someone in your group probably has the solution. Need advice on how to set up dBASE II to run your inventory program? Ask around—no doubt your group has a resident dBASE expert just waiting to be consulted. People helping people, that's what users' groups are all about.

Kaypro Users' Groups (KUGs) exist in every state, in Canada, and in countries all over the world. There are two groups in France, one in Belgium, one in Germany, plus others in Finland, Switzerland, Saudi Arabia, and Australia.

All KUGs officially recognized by Kaypro Corporation are recorded in a database. These groups receive periodic informational mailings and have access to KUG support programs offered by the corporation. This support may include speakers, training aids, special accessory offers, and gifts of promotional items from Kaypro or other computer-related companies.

Official KUGs will also receive *ONKUG* The Official National Kaypro Users' Group newsletter, published by Kaypro Corporation. It contains news and information about the activities and events of KUGs worldwide and provides a vital link between all the groups and Kaypro Corporation.

Finding your KUG

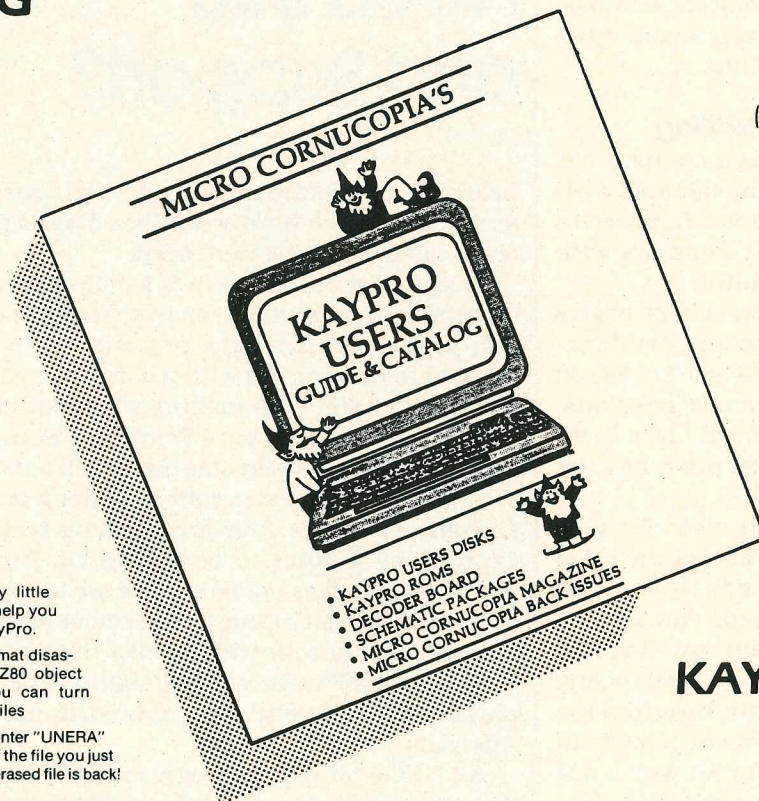
To find the KUG closest to you, write to the KUG Manager at Kaypro Corporation and include your home address, state, and zip code. He will send you a list of the KUGs in your immediate area.

To register a KUG with Kaypro Corporation (and be entitled to corporate support offers), you again should notify the KUG Manager.

The KUG Manager can be reached by writing to:
Jim Durkin, KUG Manager
Kaypro Corporation
533 Stevens Avenue
Solana Beach, CA 92075. □

FREE

CATALOG



KayPro Disk K1 Modem software

KayPro Disk K2 Utilities

Really oodles of spiffy little (and big) programs to help you get full use of your KayPro.

DASM: A true Zilog format disassembler for 8080 and Z80 object (.COM) files. Now you can turn .COM files into .MAC files

UNERA.COM: Simply enter "UNERA" followed by the name of the file you just erased and presto, the erased file is back! A lifesaver!

FINDB54.COM: Checks an entire disk, reports bad sectors, and then creates a special file containing those sectors. You save a bundle on disks.

CAT2: This is a group of programs which create and maintain a single directory of all the programs you have on all your disks. Even keeps track of which programs are backed up and which aren't.

UNSPPOOL.COM: Use your KayPro II and print files at the same time. Doesn't slow down system response!

DUMPX, DU-77, COMPARE, SUPERSUB, FORMFEED, DIR-DUMP, . . . and all have documentation on disk.

KayPro Disk K3 Games

KayPro Disk K4 Adventure

This disk contains one 191K game. Adventure. ADV.COM: This is the latest, greatest, most cussed adventure ever devised by half-mortals. This is the 550-point version so the cave is greatly expanded and the creatures are much smarter.

KayPro Disk K5 MX-80 Graphics

KayPro Disk K6 Word Processing Utilities

KayPro Disk K7 Small C Version 2 Compiler

KayPro Disk K8 Small C Version 2 Source

KayPro Disk K9 ZCPR

KayPro Disk K10 Assemblers

KayPro Disk K11 Library & Checkbook Programs

CHECKS: This has been a very popular group of programs. Categorizes checks so you can keep track of which are tax deductible and which get charged to which projects. Includes source and example check files. Very powerful.

LIBR: This is a complete set of library routines which let you group files into a single file called a library. Then CP/M sees them as a single file, but with the library routines, you can list them out separately, run them separately, or divide them up again. Almost like a unix environment.

DISPLAY, VLIST, PGLST: Additional screen and print utilities.

- KAYPRO USERS DISKS
- KAYPRO ROMS
- DECODER BOARD
- SCHEMATIC PACKAGES
- MICRO CORNUCOPIA MAGAZINE
- MICRO CORNUCOPIA BACK ISSUES

KayPro Disk K12 FORTH

KayPro Disk K13 Source of fig-FORTH

KayPro Disk K14 Smartmodem Program

KayPro Disk K15 Hard Disk Utilities

KayPro Disk K16 Pascal Compiler

KayPro Disk K17 Z80 Tools

KayPro Disk K18 System Diagnosis

Just as we finished editing the routines on this disk, we received a copy of KayPro's diagnostic disk. The memory test and drive exercise routines on this disk are more powerful than KayPro's versions. (Plus, it's only \$12) Setup for KayPro II & 4.

KayPro Disk K19 Prowriter Graphics

KayPro Disk K20 Color Graphics Routines

KayPro Disk K21 SBASIC Routines & Screen Dump

SBASIC: Finally a disk of SBASIC software. There are some good examples of structured programming on this disk (including one program written both ways so you can see the difference).

SCREEN DUMP: This is a screen dump for all KayPro's new and old. You can buy a similar package elsewhere for \$60.

KayPro Disk K22 ZCPR (Again)

This disk is filled with ZCPR files. You get ZCPR for the KayPro II, KayPro 4, and the KayPro 10. This version is fixed so that you can pass control characters from the keyboard to the printer, and you can choose to have it recognize the semi-colon for drive select (as well as the colon). So you can enter "B;" or "B:" to select drive B. Super neat!

ZCPR, for those of you who don't know, makes CP/M a lot friendlier. It searches drive A for any .COM file it doesn't find on the current drive, the TYPE command scrolls text 24 lines at a time, and a new LIST command outputs a file to the printer.

Write or call
for a free catalog
(also included with each order from)

MICRO CORNUCOPIA

P.O. Box 223
Bend, OR 97709



(503) 382-5060

9-5 PST Monday-Friday

DISK \$12.00 ea.
postage paid



KAYPRO USERS DISKS for Kaypro II, 4 and 10

KayPro Disk K23 Fast Terminal Software & New BYE

KayPro Disk K24 MBASIC Games & Keyboard Translator

We sifted through many, many games before coming up with these gems. All will work on any KayPro and all come in MBASIC source.

USOPEN shows you the fairway on the screen. You select the club and direction for each stroke. After you reach the green the display shifts to show details of the green and flag. For one to four players.

DUCK is an offshoot of aliens (pardon the pun). Hunter tries to shoot down the ducks while ducks try to bomb the hunter. (Much fairer than real life.)

CASTLE is an adventure in which you select your attributes (strength, dexterity, and intelligence), and you get to purchase arms and protection. Great documentation and a very interesting game.

KSTROKES is a keyboard translator similar to Smartkey. Bill Forbes did an excellent job creating this program. You can create and save translation files on disk. The program even includes a table which generates WordStar commands from the KayPro's keypad! You can define 8 keystrokes at up to 63 characters each.

KayPro Disk K25 Z80 Macro Assembler

KayPro Disk K26 EPROM Programmer & Character Editor

KayPro Disk K27 Typing Tutor

A complete typing tutor for beginners and experts. Written in Australia, it comes complete with source. This was customized for KayPro II, 4 and 10 by Barry Cole of WLAKUG.

The documentation says you can learn to touch type in 8 hours (probably a little longer for mortals).

KayPro Disk K28 Modem 730

KayPro Disk K29 Turbo Pascal Games 1 With Source

KayPro Disk K30 Turbo Pascal Games II With Source

KayPro Disk K31 Turbo Bulletin Board Complete Bulletin Board Package for only \$12

KayPro Disk K32 Forth-83 Much Fancier Forth

PRICELESS

MAGAZINE

Micro Cornucopia Magazine

Want to speed up your Kaypro? Want to find out what's going on under the KayPro's hood? Want to know who's selling good products and providing good support (and who isn't)? Want to find really inexpensive software?

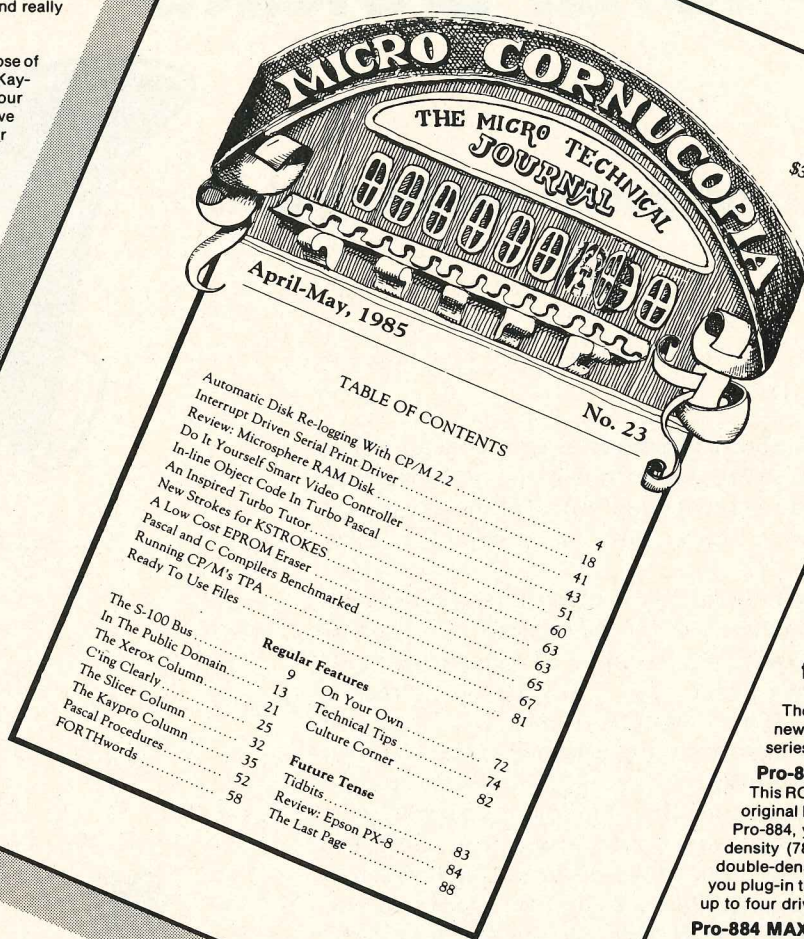
Then you're in the right place.

Micro Cornucopia (Micro C) is the friendly journal for those of you who want to stay abreast of the latest information on KayPros and other single board systems, or want to upgrade your KayPro yourself without paying an arm and a leg. We have regular columns on Pascal, C, FORTH as well as the popular "On Your Own" feature for those of you who plan to make the KayPro your ticket to independence.

If you need more information before subscribing, order the most recent back issue for \$3.00 (Postpaid).

Subscription Rates

1 yr. (6 issues)	\$16.00
1 yr. (Canada & Mexico)	\$22.00
1 yr. (other foreign)	\$30.00
Back issue	\$3.00



\$3.00

New ROMs for 84 KayPros

The wait is over! We now have two new ROMs and both are for the 84 series KayPro 2 and 4.

Pro-884

This ROM provides the benefits of the original Pro-8 to the 84 owner. With the Pro-884, you can run any mix of quad-density (784K) drives and double-sided double-density drives as A: and B:. Plus, if you plug-in the decoder board, you can run up to four drives.

Pro-884 MAX

The MAX gives you all the advantages of the Pro-884, plus faster screen scrolling, ZCPR in ROM (you "warm boot" on any disk, whether it has system tracks or not), screen dump, ctrl-p type printer output, and VT52H/19 terminal emulation in addition to the original ADM3, to name a few. (We worked on this hummer for nearly a year.) If you need more information on the Pro-884s or our '83 compatible ROMs, call, write, or yell for our KayPro Users Catalog.

Pro-884	\$59.95
Pro-884 MAX	\$79.95
Decoder Board	\$39.95

Schematic Packages

Finally, a complete schematic of your processor board, logically laid out on a single 24" by 36" sheet, plus a very complete, illustrated, Theory of Operation that's keyed to the schematic. You'll get information that's available nowhere else.

For instance, those of you with the 10 and new 84 systems get a thorough rundown on your video section complete with sample video control programs in assembly language. Of course, all packages contain serial and parallel port details and programming examples as well as complete coverage of the processor, clock, I/O, and disk controller (information that is not even available in KayPro's own Dealer Service Manual).

KayPro Schematic Packages

KayPro II & 4 (pre-84)	\$20
KayPro 10 (pre-84)	\$20
KayPro 84 series (II, 4 & 10)	\$20

All prices include postage.

MICRO CORNUCOPIA ORDER FORM

Quantity	Description	Price	Total
	Subscription (1 year-6 issues) (See subscription rates above)		
	Kaypro Disks for 2, 4 & 10 — #s	\$12	
	Kaypro Catalog	FREE	
	Other Items:		

Are you a current subscriber to Micro C ?

☐ Yes ☐ No

Prices include 1st Class Postage

**TOTAL
ENCLOSED**

NAME _____

ADDRESS _____

CITY _____

STATE _____ ZIP _____

Make check or money order payable to:

Micro Cornucopia P.O. Box 223 • Bend, OR 97709

Card No. _____ Exp. _____

☐ VISA



☐ MasterCard



Signature _____

WordStar Deluxe

A comprehensive guide to customizing WordStar

by Ted Silveira

People talk about WordStar as if it were an aging American sedan, something like a '56 Mercury. It was top drawer in its day, but now it's showing its age. It doesn't have the features or the zip of the new models.

But like an old Mercury, WordStar has another side for those who can see—it can be customized. In fact, WordStar can be patched, tweaked, and generally modified like few other programs, all in your own garage.

Why bother? If you customize WordStar, you can avoid doing that elaborate finger-dance at the start of a session to get WordStar set up right. You just change the defaults for margins, line spacing, help level, justification, etc., so they start out the way you want. For example, I have one copy of WordStar that defaults to a standard manuscript format: justification and the hyphen-help off, help level 0, double line-spacing, right margin 65, 10 pitch printing, and page offset 10. I have a second copy of WordStar for letters: justification off, hyphen-help on, help level 0, single line-spacing, right margin 78, 12 pitch, and page offset 12. And I have a third copy for programming: it defaults to non-document mode, help level 0, 12 pitch, and page offset 5.

If you customize WordStar, you can also wring a little extra performance out of it. You can use your Kaypro's video features to improve your screen display. You can make it possible to edit one file while printing another, without annoying delays or lost characters. And you can use the special features of dot matrix printers, like condensed or expanded print.

You can't get multiple windows or onscreen italics by customizing WordStar, but you can make the most out of what you've got. Best of all, you end up with a WordStar that suits your particular style.


What customizing WordStar involves


To customize WordStar, you have to patch it—change individual bytes in the main WordStar program, WS.COM, and thereby change the instructions that WordStar gives to the hardware inside your Kaypro. In

one sense, patching WordStar is a very technical operation, since you're actually fiddling with the program's innards; but in practice you'll find it quite easy, and you'll need very little technical knowledge. It is very helpful to know something about hexadecimal numbers; if you're unfamiliar with them, read the related article, "Bits, Bytes, and Hexadecimal Numbers," on page 35.

To customize a particular feature in WordStar, you have to find the right location in WS.COM to patch. The table on pages 41-43 lists key patch points. This table exists through the work of many people in the public domain—most recently, Milton Hicks and Guy Gamble, and before them, many anonymous contributors. This information has been steadily added to, sorted, edited, and re-edited for almost as long as WordStar has been available, and my additions certainly won't be the last.

For each patch point, the table shows a mnemonic label, hexadecimal addresses for the different versions of WordStar, a *brief* description of what the patch point controls, and the bytes that a standard Kaypro Word-





Star 3.3 has at that point. Depending on which method of patching you use, you can locate a patch point by using either the label or the hexadecimal address. The hexadecimal address will work with any method, while the labels will work only with WordStar's own installation program (WINSTALL.COM or INSTWS.COM). However, since the labels are the same in all versions of WordStar, I'll use them as a convenient way to refer to a particular patch point.

First steps

Find out which version of WordStar you have. Kaypro now ships WordStar 3.3 with its computers, but earlier owners may have WordStar 3.0. Most of the differences between these won't concern us here, but the patch points have different addresses in the two versions.

Owners of the new Kaypro 16 and 286i have the 16-bit version of WordStar 3.3. The labels are the same in this version as in the others, so you can use the WordStar installation program, but many of the hexadecimal addresses are different. If you want the addresses, the installation program will give them to you as it locates

the labels.

Whatever version you have, always work with an expendable copy of WordStar. I suggest you set up a separate disk for all your patching. It will need:

- WS.COM—an already-installed version of your working WordStar.
- WSOVLY1.OVR and WSMGS.OVR—the overlay files that go with WS.COM to make up the complete WordStar program. You don't patch these two files, but you'll need them to test your patched WS.COM.
- INSTWS.COM or WINSTALL.COM/WS.INS—the WordStar installation program. If you have WordStar 3.0, your installation program is INSTWS.COM. If you have WordStar 3.3, your installation program comes in two parts—WINSTALL.COM and WS.INS; you'll need both.
- DDT.COM—from your CP/M distribution disk. You only need DDT if you plan to patch WordStar with it instead of the WordStar installation program.
- PIP.COM or NSWPC.COM—a copy program to copy files on and off the disk.

It's also handy to have a two- or three-page text file that you can use to test your newly patched WordStar.

Finally, make a list of everything you're going to change and what you're going to change it to. Otherwise it's easy to forget one or more patches, resulting in a WordStar that may behave very oddly.

When you're ready to begin patching, you can use either the WordStar installation program or DDT.COM. Each has its advantages: With the installation program, you gain the use of the mnemonic labels; with DDT you gain speed. Tom Enright and Joseph Katz have already described how to use the WordStar installation program (see "Technical Forum," *PROFILES*, April 1985, and "Adding Auto-Log to WordStar", *PROFILES*, May 1985), so I'll concentrate on DDT.

Patching with DDT


If you patch WordStar using DDT.COM and CP/M's built-in SAVE command, you gain two advantages. Once you're comfortable with DDT, you can patch and repatch WordStar very quickly. (Patching becomes a habit, like sorting your socks by color or correcting people's grammar.)

You can also patch very large routines onto the end of WS.COM, making it larger than the original. You can't make such patches with WINSTALL or INSTWS because they automatically truncate WS.COM to its original size. In fact, if you use the installation program after adding an oversize patch or a commercial enhancement such as MathStar, you'll wipe out everything beyond the normal end of WordStar and thoroughly bomb the program.

You don't get any step-by-step prompting with DDT, and you can't use the WordStar labels, only the hexadecimal addresses, so it's easier to make mistakes. With DDT, you can patch *anything* and create some spectacular failures.

A session with DDT

To patch WordStar with DDT, you go through three



steps: 1) load DDT and WS.COM into your computer's memory so you can work with them; 2) patch a new value into the copy of WS.COM now in memory (repeat as many times as necessary); 3) exit DDT and save the patched copy of WS.COM from memory into a disk file.

Notice you're not patching the file WS.COM that exists on your disk, only a *copy* of that file in your computer's memory. If anything goes wrong, you can bail out any time before the third step by hitting \wedge C or the reset button—your disk file of WS.COM will be untouched. For the same reason, if you have a power failure or other disaster while you're using DDT, you'll lose all the patches from that session.

Let's walk through one simple patch using DDT. I'll assume you have a standard, unmodified Kaypro version of WordStar 3.3. If you have WordStar 3.0, or if your WordStar has already been modified, you'll have to adjust the examples accordingly.

Load DDT and WS.COM. In drive A place a disk that contains the files DDT.COM, WS.COM, WSOVLY1.COM, and WSMGS.OVR. At the CP/M A> prompt, enter **DDT WS.COM <RTN>**.

DDT will load itself and then load WS.COM. When it's ready, it will sign on and display the following information:

```
NEXT PC
4600 0100
```

All numbers from here on are going to be hexadecimal. The number under NEXT tells you where the next free memory in your computer is after WS.COM has been loaded. The number under PC tells you where WS.COM starts in memory. So you know that WS.COM is occupying the space from 0100h (100 hexadecimal) to 4600h (4600 hexadecimal). Write down the number under NEXT (4600h in this case) in a safe place; you'll need it when it's time to save your patched WS.COM.

The hyphen (-) you see below these numbers is DDT's prompt. It's now waiting for you to tell it what to do.

Patch a new value into WS.COM. Suppose you want WordStar to clear the screen when you exit and return to CP/M. To do that, you need to insert two bytes at the label TRMUNI, which is short for TeRMinal UNInitialization, a function executed as you exit WordStar. When you look up TRMUNI in Table 1 on page 41, you find its address in WordStar 3.3 is 027Eh. So, at the DDT hyphen (-) prompt, type **-S027E <RTN>**.

The **S** tells DDT you want to substitute new values starting at address 027Eh. DDT replies by echoing back the address and its present value: 027E 00.

Notice that the hyphen prompt has disappeared and DDT has left the cursor to the right of the present value. To leave this value unchanged, hit RETURN and DDT will move you to the next address. To change it, type in a new value. In this case, enter the value 01h and hit RETURN: 027E 00 **01 <RTN>**.

DDT will then move to the next address and show the value stored there: 027F 00. This time, enter the value 1Ah: 027F 00 **1A <RTN>**.

DDT will move to the next address (0280h), but you're finished with this particular patch. (The first entry, 01h, tells WordStar how many bytes follow, and the second, 1Ah, is the code that actually clears the screen.) To get back to DDT's hyphen (-), just enter a period (.):

```
0280 00 . <RTN>
```

From this point, you can go on to patch other areas in WS.COM by using the **S** command in the same way, as many times as you need to. You can even go back and patch the same areas over again; nothing is permanent until you take the next step.

Exit DDT and save the patched WS.COM. When you've made all your patches, you're ready to save the results. Exit DDT by typing \wedge C (control-C) at DDT's hyphen (-) prompt; the computer will warm boot, and you'll be back at CP/M's A> prompt:

```
-^C
A>
```

Now, *before you do anything else*, you must use CP/M's built-in SAVE command to save your patched WS.COM from memory into a disk file. I suggest you save it under a new name, such as WSX.COM (X for eXperimental). If you save it as the name WS.COM, you'll wipe out your old unpatched WS.COM, which you may need again if your patches don't work. So save it as

Bits, Bytes and Hexadecimal Numbers

Your Kaypro doesn't really understand graphs or words or even letters; it only understands binary numbers, in which every digit is either 0 or 1. The smallest piece of information the Kaypro can deal with is a single binary digit (0 or 1), which is called a "bit."

Most often, your Kaypro deals with a group of eight bits, called a "byte." A single byte can be an instruction telling the computer what to do next, or it can be a value for the computer to work with (like the value for WordStar's right margin setting or for the letter "A"). Two bytes together can make an address, which identifies a particular spot in the Kaypro's 64K memory.

Few people ever deal with bytes as binary numbers; it's just too inconvenient for a human being to decode the binary number 10110111, for example, into the more familiar decimal number 183. BASIC programmers often deal with bytes as decimal numbers. Those work pretty well for a single byte, which can have a decimal value from 0 to 255. But decimal numbers, too, get clumsy when you start working with two-byte (16 bit) addresses, which can have a decimal value anywhere from 0 to 65,535.

So assembly language programmers and patchers (and their tools, like DDT.COM) most often use hexadecimal numbers (base 16) instead of decimal numbers (base 10). The decimal number system, of course, uses ten single digits (0-9) to make up its numbers. When you get to the last single digit (9) and need to add one more, you start over again one column to the left, placing a zero in the previous column (10).

The hexadecimal number system works the same way, except that it has sixteen single digits to make up its numbers. It gets these sixteen by using the usual 0-9 and then adding A, B, C, D, E, and F to make up the rest. So in hexadecimal numbers, when you add 1 to 9, you get A (instead of 10, which you would get in decimal numbers). Only when you get to the hexadecimal digit F and add 1 does the count roll over to 10 hexadecimal (which equals 16 decimal). Here's a comparison of hexadecimal and decimal counting:

HEXADECIMAL	DECIMAL
0	0
1	1
2	2
3	3
4	4
5	5
6	6
7	7
8	8
9	9
A	10
B	11
C	12
D	13
E	14
F	15
10	16
11	17

1F	31
20	32
2F	47
30	48
9F	159
A0	160
FF	255
100	256
200	512
FFF	4095
FFFF	65535

Humans don't naturally think in hexadecimal numbers, and it takes a while to get used to the fact that BEAD is a valid hexadecimal number (equal to decimal 48,813). Fortunately, you only need to know a few things about hexadecimal numbers to be able to patch WordStar:

Often, hexadecimal numbers are written with a trailing H to distinguish them from decimal numbers, so that hexadecimal 1A is written 1AH or 1Ah. I use a lowercase h to show hexadecimal numbers (the WordStar installation patcher does the same), except for those cases in which I'm reproducing exactly what you'll see on your own screen, as in the examples from the DDT patching session. You *never* type the H (or h) when actually entering a hexadecimal number using DDT.COM or the WordStar installation program.

To convert a hexadecimal number (ACh, for example), to decimal, follow these steps:

1) Convert the righthand digit to decimal.

C = 12 decimal

2) Convert the lefthand digit to decimal and multiply by 16.

A = 10 decimal

10 X 16 = 160

3) Add the two results together.

12 + 160 = 172

So AC hexadecimal equals 172 decimal.

To convert a decimal number (like 172) to hexadecimal, divide the number by 16 ($172 / 16 = 10$ with 12 remainder). Convert the whole number result (10) to hexadecimal (10 = A hexadecimal) and use that as your lefthand hexadecimal digit. Then convert the division remainder (12) to hexadecimal (12 = C hexadecimal) and use that as the righthand digit. Put the left- and righthand digits together and you have your hexadecimal answer (ACh).

There's also another method. Just take a known equivalence, such as 30h = 48 or A0h = 160, and work out the rest on your fingers. I do conversions this way much of the time. And why not? It works. □

—Ted Silveira

WSX.COM, and test it. If it works, rename it to WS.COM. (When it's named WSX.COM, the Run-a-Program command on the no-file menu won't work properly, but everything else should.)

If you haven't made WS.COM longer than it was by tacking a patch on the end or adding a commercial enhancement such as MathStar, saving the file is easy. If you have a standard WordStar 3.3, when you loaded DDT and WS.COM you should have seen:

```
NEXT PC
4600 0100
```

If the number under NEXT was 4600, then to save your patched WS.COM, type **A>SAVE 69 WSX.COM**.

If you have a standard WordStar 3.0, when you loaded DDT and WS.COM you should have seen:

```
NEXT PC
3F00 0100
```

If the number under NEXT was 3F00, then to save your patched WS.COM, type **A>SAVE 62 WSX.COM**.

In either case, you'll find a new file named WSX.COM on your disk when you're done.


If your NEXT number was different from the two given above, you'll have to compute the right number for the SAVE command yourself. Follow these steps:

- 1) Find the number that was under NEXT when you loaded DDT and WS.COM (say 3F00 for this example).
- 2) Take the two left digits of the number (3F). You convert this number from hexadecimal to decimal.
- 3) Take the righthand digit of the pair (F) and convert it to decimal (hexadecimal F equals decimal 15).
- 4) Take the lefthand digit of the pair (3), convert it to decimal (hexadecimal 3 equals decimal 3), and multiply it by 16 ($3 \times 16 = 48$).
- 5) Add the two decimal numbers together ($15 + 48 = 63$).

6) Look again at your original number (3F00). If the two rightmost digits are 00, then subtract one from the decimal result you got in Step 5 ($63 - 1 = 62$), and use the result in the SAVE command (SAVE 62 WSX.COM). If the two rightmost digits are not 00 (if the original number were 3F80, for example), then do *not* subtract one; just use the decimal result you got in Step 5 (SAVE 63 WSX.COM).

If you think this process is a little weird, I agree. Here's what you're doing. To use the SAVE command, you have to specify the number of "pages" of memory to save. Each page of memory is 100h bytes, so the space from the bottom of memory up to 3F00h is 3F (hexadecimal) pages. Easy. Unfortunately, CP/M's SAVE command can only handle decimal numbers, so you have to convert 3F hexadecimal to 63 decimal.

And why subtract one? Because a standard CP/M program like WS.COM always starts at 0100h, not 0000h (the space from 0000h to 0100h is used by CP/M for housekeeping). So it takes only 3E hexadecimal pages (62 decimal) to cover the area from 0100h to 3F00h, but it takes 3F hexadecimal pages (63 decimal) to cover the area from 0100h to 3F80h (even though



only part of the last page is filled).

Major patch points in WordStar


As you start customizing WordStar, you'll find there four main kinds of patch points:

Flag— A single byte that signals whether a function, such as justification, is turned on or off. Usually, patching the flag to FFh turns a function on, and patching it to 00h turns it off.

Value— A single byte that sets a default value, such as the initial right margin setting or the delay before menus appear. If you don't know exactly what new value to patch in, raise or lower the current value a few points at a time, testing WordStar after each change to see what effect the new value has. In the case of delay values especially, you can only find your ideal setting by experimenting.

String— A series of bytes sent to the screen or printer to control some function, such as turning on reverse video or changing character pitch. The first byte gives the number of bytes in the following string;

ILLUSTRATION BY RICK GEARY



(Your picture here)

Computerized Books Without Red Ink, Sweat or Tears.

by _____
(Your name here)

I was an _____ [established, industri-
ous, entrepreneurial]
business person, looking for an escape from bookkeep-
ing drudgery. But the computer "solutions" I'd seen all
seemed too _____ [expensive, com-
plex, intimidating]

Then the local computer dealer called and said
"Try Rags to Riches.™ It was made for you."

So I did. It was really easy to use! No codes or
names to type — just pre-assigned customer and
vendor keys. Five basic commands ran all the mod-
ules I needed: _____ [Ledger, Sales, Payables,
Receivables, all of them]

They worked together, and all fit on one disk. The dealer

explained I'd save a bundle because I didn't
need _____ [an extra disk drive, a consultant to set
it up, a training course, all of the above]

The price was right — less than \$100 per module.

So was the price of the _____ [IBM® PC, compatible, *
PCjr, _____]

The clincher was the way it's customized to suit
my business. There are even Rags to Riches Solution
Booklets™ to help make the most of my investment.




Rags to Riches is the only "RAM-based" account-
ing software. It calculates instantly — no waiting. Its
"Open Architecture," means the data works with
hundreds of other programs, so I won't outgrow it.

Now, it's bus-
iness as usual, only better.

I actually have extra time

to _____ [work on increasing profits,
drum up more sales, relax]

And, of course, to tell my friends that
success doesn't have to be difficult any-
more. (To be continued.)



*Ask your dealer about
availability on others.

Now Available Through

KAYPRO
CORPORATION

For A Dealer Near You:

Call (800) 4KAYPRO Toll Free

Calif. (800) 9KAYPRO Toll Free

Another Fine Product From

Chang Labs™

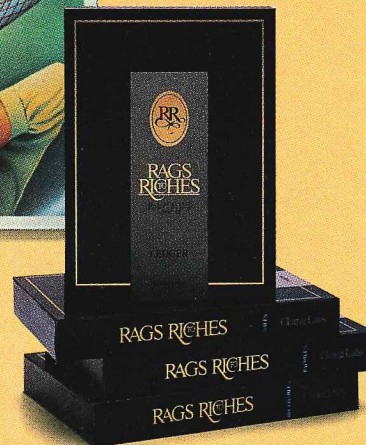
The family of software solutions

For the nearest dealer, call (800) 972-8800. In California, (800) 831-8080.

Headquarters, 5300 Stevens Creek Boulevard, San Jose, CA 95129

International Distribution: United Kingdom: Victor House, Phone 01-943-1257 Belgium: Victor International, Phone 32 (16) 202496

Japan: Software International, Phone 03-486-7151 © 1984 Chang Labs, IBM® is a registered trademark of International Business Machines.



the rest of the string contains the bytes that do the work. When the first byte is 00h, the label is inactive, regardless of what other bytes may follow.

Routine— A special user-installed set of program instructions that add a function. These patch points don't contain the routines themselves, only an instruction that jumps to the address where the routine has been installed (usually at MORPAT). For advanced programmers only.

Make sure you always know which kind of patch point you're working on so that you don't insert a routine at a string patch point or vice versa. TRMINI and INISUB, for example, both deal with terminal initialization, but the first is a string patch and the second a routine. If you confuse the two, your customized WordStar won't roll an inch.

With that warning in mind, let's go to work. In Table 1, you find a list of key user patch points for WordStar, each with its label, its addresses in WordStar 3.3 and 3.0 and a brief description. What follows here is a fuller description of the most useful ones.

*Make sure you always
know which kind of
patch point you're
working on.*

LINDEL (String)— Deletes a line from the screen. Your Kaypro has a special code for this function, but the Kaypro WordStar doesn't use it. By patching in the proper strings here and in the following Line Insert function, you'll improve screen scrolling on commands like ^W, ^Z, ^QW, and ^QZ. Insert the following bytes at this label: **02h 1Bh 52h**.

Warning: All versions of the *Kaypro User's Guide* I've seen contain an error—they have reversed the codes for Line Insert and Line Delete. The proper escape sequence for Line Insert is <ESCAPE> E (1Bh 45h), and the proper sequence for Line Delete is <ESCAPE> R (1Bh 52h).

Some people who use this patch together with reverse-video highlighting get some flickering when the status line or menu portion of the screen is rewritten. If you do, and you find it annoying, you can either remove the LININS/LINDEL patches or change your highlighting from reverse video to half-intensity video (see IVON and IVOFF).

LININS (String)— Inserts a line on the screen. Read the comments at LINDEL above and patch this section only if you also patch LINDEL. Insert the following bytes here: **02h 1Bh 45h**.

IVON (String)— Turns on inverse video (highlighting). WordStar uses IVON and IVOFF to start and stop highlighting for menus and marked blocks. On '84 Kaypros, this function is set to **06h 1Bh 42h 30h 1Bh**

42h 31h, which produces half-intensity inverse video. I don't like inverse video, even at half-intensity; it's like staring into a searchlight. So I changed mine to use half-intensity only by patching in these bytes: **03h 1Bh 42h 31h 00h 00h 00h**. The last three bytes aren't necessary; they just keep things neat. If you patch IVON, patch IVOFF also.

IVOFF (String)— Turns off inverse video (highlighting). See comments at IVON above. Must be patched to cancel out video effects turned on by IVON. To go with the change I mentioned at IVON, I patched IVOFF with these bytes: **03h 1Bh 43h 31h 00h 00h 00h**.

TRMINI (String)— Sent to the terminal (screen) when WordStar first starts up (TeRMinal Initialization). The standard Kaypro installation just sets this to clear the screen on start-up.

TRMUNI (String)— Sent to the terminal when exiting WordStar (TeRMinal UNInitialization), usually to reverse the effects of TRMINI, which is the string sent to the terminal when WordStar first starts up. Standard Kaypro installation has nothing here. To have WordStar clear the screen on exit, patch in these bytes: **01h 1Ah**.

DELCUS (Value)— Sets the length for a delay after the cursor is moved to a new spot. Lower this value to shorten the delay; if you lose characters after cursor moves, you've made the delay too short. (I've set this delay and the following one to 00h without any problems, so far.)

DELMIS (Value)— Sets the length for a delay after miscellaneous screen functions. Lower this value to shorten the delay; if you lose characters or find odd things happening on the screen, it's too short.

DEL1, DEL2 (Values)— Sets length for short delays. These two values set the cursor blink rate when the cursor is on a highlighted character. They also control how the cursor jumps back and forth between the ^QA "REPLACE Y/N:" prompt and the text to be replaced. You gain little or nothing by changing these.

DEL3 (Value)— Sets length for a medium delay. This value controls how long WordStar waits after you press a prefix key (^K, ^Q, ^P, ^O, ^J) until it displays the menu. It also controls the delay before the display of the special characters menu. If you're unsure of WordStar commands, you can lower this value to shorten the delay; the menus will come up more quickly. If you know the commands, you can raise this value to lengthen the delay; the menus won't come up so quickly and get in your way.

DEL4 (Value)— Sets the length for long delays. This value controls the time for the "abandon file" and "new file" messages and for WordStar's sign-on messages, including the MicroPro copyright message. This delay (with DEL5) also controls screen update after a horizontal scroll. To shorten these, you can lower this value considerably. There's no general agreement on whether or not it's OK to lower DEL1 through DEL5 to 00h or not. Some people swear it works fine; others say that doing

so will eliminate some important messages. I play it safe by not lowering any of them all the way to 00h.

DEL5 (Value)— Sets the delay for screen update after a keystroke and (with DEL4) affects screen update after a horizontal scroll. You can lower this value, too.

SCRLSZ (Value)— Sets the number of columns WordStar will move during a horizontal scroll. The standard value here is 14h, which means you scroll 20 columns at a time. You can get faster horizontal scrolling if you increase this value to 28h for a 40 column scroll and shorten the delays at DEL4 and DEL5.

Poking around in MORPAT I discovered some odd code. Anyone know why it's there?

MORPAT— An empty section available for user-installed subroutines. In a standard WordStar, this area will be filled with 00h. Don't put anything here unless you know what you're doing. If your WordStar has been modified and you find anything here, leave it alone.

Note: Poking around here, I discovered something odd. The standard Kaypro installation of WordStar 3.3, just as it comes off the master disk, has 12 bytes of code right at the beginning of MORPAT. But the code isn't activated from any of the usual places, and it calls UNISUB and jumps to INISUB, both of which are empty. I've checked several Kaypro WordStar masters and they all have this code. Anyone know why it's here?

ITHELP (Value)— Sets the default help level. In a standard installation, this byte will be 03h for help level 3. Patch to 02h, 01h, or 00h for help levels 2, 1, or 0, respectively.

INITPF (Values)— Sets up the initial page format (paper length, top and bottom margins, etc.) used for onscreen page-break display and pagination during printing. All can be overridden by dot commands. Most are of no interest unless you habitually use some odd page format.

INITPF+16h (Value)— Sets default standard character width in 1/120ths of an inch, for printers installed as precision (daisy wheel) printers only. It's normally set to 0Ch, which gives 10 characters per inch. If you like to print 12 characters per inch all the time, you may want to change this to 0Ah. Then your normal printing will be 12 pitch without using ^PA.

INITPF+17h (Value)— Sets default alternate character width in 1/120ths of an inch, for printers installed as precision (daisy wheel) printers only. It's normally set to 0Ah, which gives 12 characters per inch. If you change the standard character width as described above, change this to 0Ch. Then your alternate printing, controlled by ^PA, will be 10 characters per inch.

INITPF+18h (Value)— Sets the number of characters

for the default page offset, the margin that WordStar automatically supplies when printing. The standard value for this is 08h. I've changed this value to 0Ah for a page offset of 10 characters, one inch at 10 pitch.

INITLM (Value)— Sets the default left margin on the screen. You set this value to *one less* than the margin you want. Its standard value is 00h, which sets a left margin of 1.

INITRM (Value)— Sets the default right margin on the screen. As above, you set this value to *one less* than the margin you want. Its standard value is 40h (64 decimal), which sets a right margin of 65. Remember, when you're using DDT or INSTWS to make patches, this value and all others must be entered as hexadecimal numbers.

INITWF (Flags)— Turns various word-processing flags on or off. Most of these 11 flags you probably won't want to bother with, but I've found it useful to patch the following three.

INITWF+01h (Flag)— Turns right margin justification on or off. The standard setting is FFh, which turns justification on. I prefer ragged right margins, so I patched this byte to 00h to turn justification off.

INITWF+04h (Flag)— Turns hyphen-help on or off. The standard setting is FFh, which turns hyphen-help on. I've patched this byte to 00h to turn hyphen-help off (most publishers prefer unhyphenated manuscripts).

INITWF+09h (Value)— Sets the default line spacing for both screen and printer. The standard value for this byte is 01h, which sets the line spacing to one. I've patched it to 02h so that my default line spacing is two.

NONDOC (Flag)— Sets WordStar to either document or non-document mode when you enter a filename on the CP/M command line (i.e., when you do A>WS B:EXAMPLE.TXT). The standard setting is 00h, for document mode. Patch to FFh to make non-document mode the default—useful if you use WordStar for programming.

Lowering the HZONE value will mean more stops for hyphenation and less empty space.

HZONE (Value)— Sets the hyphenation zone used when reforming a paragraph with hyphen-help on. This value decides how far from the right margin the last full word can end before WordStar tries to hyphenate a word that carries over the margin. Lowering this value will mean more stops for hyphenation and less empty space on the line. Raising the value will mean fewer stops and more empty space.


PAGFIL (Character)— Defines the character used to mark page breaks on screen. Standard setting is 2Dh, the hyphen (-) character. You can change this character

Just Got Your KayPro?

We'd like to introduce you to the leading workstation available today.

Porta-Micro Mate

A Modern Workstation With These Modern Advantages



Two Models To Choose From:

Stationary Model	\$99.95
Swivel Base Model	\$119.95

SOS

MARKETING

362 S. La Brea Avenue
Los Angeles, CA 90036
(213) 857-0371

DEALER INQUIRIES
INVITED



SIZZLING SUMMER COVER-UP

Buy a Porta-Micro Mate from any authorized dealer and send in your warranty card with a copy of your sales receipt and \$1.50 for handling and you will receive a FREE Computer Dust Cover Allow 4 to 6 Weeks For Delivery (Offer Expires August 31, 1985)



Checks & Balances

T.M.

Setting the standard
in checkbook and financial
management

NEED A FAST, POWERFUL PROGRAM?

Checks & Balances is compiled in assembler, not basic like the other older programs of the Home Accountant vintage.

AT A LOSS BECAUSE YOUR PROGRAM KEEPS ONE MONTH AT A TIME?

Checks & Balances keeps a full year at a time. Print, display or change anything for the year at any time!

FIND AN ERROR IN AN ENTRY FROM 3 MONTHS AGO?

No problem. Put your cursor on it and change it, just like a word processor.

SLOWED DOWN GOING FROM MENU TO MENU TO MENU TO . . . ?

Checks & Balances puts you in charge of your computer. Powerful, easy-to-use English commands let you tell your computer to print, display data, or go to other functions instantly.

STILL ONLY \$74.95—30-DAY MONEY BACK GUARANTEE—NOT COPY PROTECTED

Pick up CHECKS & BALANCES at your local dealer. If he is temporarily out, order directly from CDE. California residents add 6% tax. \$3 shipping and handling per order. COD add \$4. Visa and MasterCard accepted. Outside USA, \$10 per order, no COD. Most orders shipped next day. Include street address for UPS 2nd day air, otherwise orders shipped by mail.

CDE SOFTWARE • (213) 661-2031
2463 McCready Avenue • Los Angeles, CA 90039

TIRED OF DIGGING THROUGH OLD STUBS TO REMEMBER WHY YOU WROTE THAT CHECK?


Checks & Balances gives you 45 characters of memo space for checks, deposits and cash transactions, and lets you disburse to five accounts. Dollars & Sense makes little sense with its lack of a memo!

WANT A PROGRAM THAT WILL RUN ON YOUR SYSTEM?

Other programs require Basic or a Pascal partition on your hard disk and only run on drives A: and B:. But Checks & Balances runs on any drive, on CP/M, PC-DOS and even the non-IBM MS-DOS machines and APPLE CP/M—Guaranteed! All it needs is 2 floppys or hard disc, 80X24 screen and 60K for CP/M, 192K for DOS.

BURNED BY OTHER SOFTWARE?

We have a 30-day money back guarantee and free telephone assistance. No additional warranty fee as with those other programs.



Labels and Addresses of Key Patch Points for WordStar 3.3 and 3.0

The following is an abridged version of tables widely available in the public domain. Ted Silveira's complete version of this table, called WS3330.DOC, can be found on the following bulletin boards: CompuServe's Kaypro SIG (PCS-25); Wayne Masters' Potpourri (408) 738-7474; John Sojak's Smokin' Silicon (312) 941-0049; and Steve Sanders' DataCOM (813) 937-3608. As mentioned in the article, the WordStar install programs respond to either the patch point's hexadecimal addresses or the labels listed (put a colon before each label used with WINSTALL.COM; after each with INSTALL.COM or INSTALLWS.COM). On the other hand, general purpose CP/M utilities (eg., DDT, PATCH) respond only to hex addresses. If you use such a general purpose program, you'll need to use this table to convert the label you read in the article to the hexadecimal address corresponding to your particular WordStar version (3.0 or 3.3).

LABEL	WS 3.3 ADDR	WS 3.0 ADDR	DESCRIPTION	KAYPRO WORDSTAR 3.3 ORIGINAL SETTINGS
IDTEX	018A	018F	terminal id text	
PIDTEX	01AE	01B3	printer id text	
PROTTX	01D2	01D7	printer protocol text	
PDRVTX	01F6	01FD	port driver text	
ERAEOI	0250	026D	terminal erase to end of line string	00 00 00 00 00
LINDEL	0257	0274	terminal delete line string	00 00 00 00 00
				00 00
LININS	025E	027B	terminal insert line string	00 00 00 00 00
				00 00 00 00
IVON	0267	0284	turn on highlighting string	06 1B 42 30 1B
				42 31
IVOFF	026E	028B	turn off highlighting string	06 1B 43 30 1B
				43 31
TRMINI	0275	0292	terminal initialization string	01 1A 00 00 00
				00 00 00 00
TRMUNI	027E	029B	terminal uninitialization string	00 00 00 00 00
				00 00 00 00
INISUB	0287	02A4	jmp to user term init routine	00 00 C9
UNISUB	028A	02A7	jmp to user term uninit routine	00 00 C9
USELST	028D	02AA	FF = can use last row/o scrolling	00
DELCUS	028E	02AE	delay after cursor positioning	0A
DELMIS	028F	02AF	delay after misc other functions	05
MEMAPV	0290	02B0	FF = memory-mapped video display	00
MEMADR	0291	02B1	address of home pos in mm video	00 00
HIBIV	0293	02B3	FF = highlighting by setting high bit	00
HIBCUR	0294	02B4	FF = show crsr by setting high bit	00
CRBLIV	0295	02B5	FF = WS blink crsr in iv, term or mmv	00
ZAF CIN	0296	02B6	fix for backspace on delete	00 00
RUBFXF	0298	02B8	FF = use RFXER	00
RFXER	0299	02B9	fix for backspace on delete	00
DEL1	02AF	02CF	short delay - highlight crsr blink on	03
DEL2	02B0	02D0	short delay - highlight crsr blink off	09
DEL3	02B1	02D1	medium delay - time to prefix menus	19
DEL4	02B2	02D2	long delay - time for msg displays	40
DEL5	02B3	02D3	delay until screen redisplay/refresh	09
RSTFLG	(n/a)	02DB	FF = no disk resets by WordStar	00
DEFDSK	02B9	02DC	drive for OVR files after logged drive	01
SCRLSZ	02BA	02DD	columns for horizontal scroll	14
MORPAT	02CB	02E0	space for user-added routines (with mysterious 12 bytes of code)	CD 8A 02 C3 AB 24 CD A0 3E C3 87 02 00 00 00 00 00 00 00 00
				03
ITHelp	034D	0360	initial help level	00
NITHLF	034E	0361	00 = display spec msg if ITHelp 1 or 2	FF
ITITOG	034F	0362	FF = insert mode on, 00 = off	FF
ITDSDR	0350	0363	FF = no-file dir on, 00 = off	FF
INITPF	0351	0366	initial page format: line height 1/48s	08
	0352	0367	paper length (.pl) in lines (66)	42
	0353	0368	paper length in 1/48s	10 02
	0355	036A	line height in 1/48s again	08
	0356	036B	margin at top (.mt) in lines	03
	0357	036C	margin at top in 1/48s	18 00
	0359	036E	line height again	08
	035A	036F	heading margin (.hm) in lines	02
	035B	0370	heading margin in 1/48s	10 00
	035D	0372	line height again	08
	035E	0373	bottom margin (.mb) in lines	08
	035F	0374	bottom margin in 1/48s	40 00
	0361	0376	line height again	08
	0362	0377	footing margin (.fm) in lines	02
	0363	0378	footing margin in 1/48s	10 00
	0365	037A	line height again	08
	0366	037B	00 for standard character width	00
	0367	037C	std char width in 1/120s	0C
	0368	037D	alt char width in 1/120s	0A
	0369	037E	page offset in characters	08
INITLM	036A	037F	initial left margin less 1	00
INITRM	036B	0380	init right mar less 1, up to WID - 4	40
INITSR	036C	0381	initial sub/superscrip roll in 1/48s	03

LABEL	WS 3.3 ADDR	WS 3.0 ADDR	DESCRIPTION	KAYPRO WORDSTAR 3.3 ORIGINAL SETTINGS
ITITWF	036D 036E 036F 0370 0371 0372 0373 0374 0375 0376 0377	0385 0386 0387 0388 0389 038A 038B 038C 038D 038E 038F	word wrap (^OW), 00 = off, FF = on justification (^OJ), 00 = off, FF = on variable tabs (^OV), 00 = off, FF = on soft hyphens (^OE), 00 = off, FF = on hyphen help (^OH), 00 = off, FF = on show ctrl char (^OD), 00 = off, FF = on show ruler line, 00 = off, FF = on figure page breaks, 00 = off, FF = on show page breaks, 00 = off, FF = on line spacing (^KN) 00 = block move, FF = column	FF FF FF 00 FF FF FF FF FF FF 01 00
NONDOC	0378	0392	direct entry, 00 = doc, FF = nondoc	00
DOTSON	0379	0397	dot cmds during edit, 00 = disable	FF
DECCHR	037A	0393	decimal point character	2E
DOTCHR	037B	0395	character to begin dot cmds	2E
BLNCHR	0386	0396	non-break space char (^O)	0F
CMTCHR	0387	<n/a>	comment char (.)	3B
ENDEXP	0388	<n/a>		47
RVELIM	0389	03D8	MailMerge delimiter for data values	2C
RVQUOT	038A	03D9	MM delimiter for enclosed values	22
VARCH1	038E	03DB	MM delimiter to introduce variables	26
VARCH2	038F	03DC	MM delimiter to terminate variables	26
VAROPC	0390	03DE	char after name before option letters	2F
	0391	03DF	opt ltr for omit line if variable null	4F
COMPOP	0396	<n/a>	table of MM comparison operators	3C 3E 00 FD 3E
LOGICP	03B7	<n/a>	table of MM logical operators	2E 41 4E 44 2E
HZONE	03C9	039A	hyphenation zone at end of line	04
	03CA	039B	pointer to non-consonant table	D3 03
	03CC	039D	pointer to vowel table	CE 03
VOWTAB	03CE	039F	table of vowels	59 5B 5D 7B 7D
NONCON	03D3	03A4	table of non-consonants	41 45 49 4F 55 00 00 00 00 00
SOFHYC	03E7	03B8	character used for soft hyphens	AD
PAGFIL	03E8	03B9	character used for page breaks	2D
MARKS	03E9	03BA	character used for start of blocks	42
	03EA	03BB	character used for end of blocks	4B
	03EE	03BF	characters (0-9) used for place markers	30 31 32 33 34
PODBLK	03F8	03CA	disk file output, 00 = no, FF = yes	00
	03F9	03CB	use form feeds, 00 = no, FF = yes	00
	03FA	03CC	suppress page format, 00 = no, FF = yes	00
	03FB	03CD	pause between pages, 00 = no, FF = yes	00
NOUFF	03FC	03D1	FF = suppress form feed question above	00
ITPOPN	03FD	03D3	print page numbers, 00 = on, FF = off	00
ITMIJ	03FE	03D4	microjustification, FF = on, 00 = off	FF
ITBIP	03FF	03D5	bi-directional print, FF = on, 00 = off	FF
FNWSCM	0400	03E6	name of main WordStar program	WS COM
DSKTNA	040C	03F2	name of message file	WSMSG OVR
FNOVLY	0418	03FE	name of overlay file	WSOVLY1 OVR
FNMRGP	0424	040A	name of merge-print overlay	MAILMRGE OVR
AUTOBS	0430	0422	table of auto-backspace characters	00 00 00 00 00 00 00 00 00 00
BSCHR	043B	042D	char to use after autobs, usually ^H	08
NOFTAB	043C	0430	no-file command table (each entry 4 bytes, first two are cmd chars, next two are address of routine)	04 00 00 01
VTAB	0489	0481	file editing command table (same format as NOFTAB)	11 FF 12 00
XTAB	0655	0649	expansion space for edit cmd table (same format as NOFTAB)	00 00 00 00
FPTAB	067A	066E	merge-print cmd table (same format as NOFTAB)	10 00 28 43
PNFTAB	068B	067F	pointer to no-file cmd table	3C 04
PVTAB	068D	0681	pointer to edit cmd table	89 04
PFPTAB	068F	0683	pointer to merge-print table	7A 06
POSMTH	0699	0690	type of printer FF = teletype, no backspace 00 = teletype w/backspace 01 = daisywheel 03, 04 = special oem printers	FF
BLDSTR	069A	0691	number of strikes for boldface	03
DBLSTR	069B	0692	number of strikes for double-strike	02
PSCRLF	069C	0696	(Next 8 labels active only if POSMTH = FF or 00) string to do CR and LF	02 0D 0A 0D 0A 0A 00 00 00 00 00
PSCR	06A7	06A1	string to do CR only	02 0D 00 00 00 00 00
PSHALF	06AE	06A8	string to do CR and half-LF	00 0D 0A 00 00 00 00
PBACKS	06B5	06AF	string to do backspace	00 08 00 00 00 00
PALT	06BB	06B5	string to set alt char width ^PA	00 1B 45 00 00
PSTD	06C0	06BA	string to set std char width ^PN	00 1B 4E 00 00
ROLUP	06C5	06BF	str to roll carr up part line ^PT	00 00 00 00 00
ROLDOW	06CA	06C4	str to roll carr down part line ^PV	00 00 00 00 00
USR1	06CF	06C9	string for user function 1 ^PQ	00 00 00 00 00
USR2	06D4	06CE	string for user function 2 ^PW	00 00 00 00 00

JULY/AUGUST 43

to any other one you want. The table of ASCII characters in the back of your *Kaypro User's Guide* will give you the hexadecimal equivalents for all printable characters.

PODBLK (Flags)— Sets default answers to the block of printout questions asked when you start to print a file. Patching these bytes to 00h makes the default answer NO, and FFh makes it YES. You probably won't want to change any of these except perhaps the last one, below.

PODBLK+3 (Flag)— Sets the default answer to the "Pause between pages?" question. If you usually print single sheets, you may want to make the default answer YES by patching this byte to FFh.

ITPOPN (Flag)— Turns page-numbering on or off. The standard setting is 00h, which causes page numbers to be printed, unless you specify otherwise with a dot command. Patch this byte to FFh if you want the default to be no page numbers, as you might for letters or short pieces.

ITMIJ (Flag)— Turns micro-justification on or off. Micro-justification deals only with spaces between words; it is not the same as proportional spacing. If your printer is installed to do incremental spacing (usually 1/120") and micro-justification is on, then WordStar uses incremental spacing between words when justifying a line. If micro-justification is off, WordStar inserts only whole spaces between words to justify a line. If your printer is installed as a teletype printer, WordStar won't micro-justify.

*Supposedly, your
printer will run
faster with micro-
justification off.*

Supposedly, your printer will run faster if micro-justification is off. I haven't noticed much difference.

FNWSCM (String)— Stores the name of the WordStar COM file, usually WS.COM. This string determines what filename WordStar looks for when it returns after executing another program via the R command. If you are using DDT rather than the WordStar installation program, and you want to rename WS.COM, you must change the string stored here to match the new name. Use the ASCII character table in your *Kaypro User's Guide* to find the hexadecimal equivalents of the letters you need. There are 11 bytes here: the last three for the filetype (COM) and the first eight for the filename. There's no period between the filename and filetype, and the unused bytes in the filename must be set to spaces (20h).

AUTOBS (Table)— Defines characters for auto-backspace operation. Here you can insert up to 10 characters for auto-backspace. When WordStar finds one of

these characters in your text, it will follow it immediately with a backspace so that the next character will be printed on top of the auto-backspace character. You can use this trick to print accent marks over letters or slashes through zeroes, for example. The last (11th) byte in this table must always be 00h, to signal the end of the table. Otherwise, disaster.

VTAB (Strings)— Starting at VTAB, you'll find a table of the various key combinations for WordStar's editing commands. Each table entry is four bytes—the first two for the command characters (the second will be 00h for a one-character command) and the last two for the address of the routine that executes the command. Ordinarily, you'll have no reason to change these, but you might want to try one change. I find it too easy to hit ^Y instead of ^T and delete a line instead of a word. So I patched the two bytes at 054Dh in WordStar 3.3 (0535h in WordStar 3.0) from 19h 00h to **19h 19h**.

Now I have to hit ^Y^Y to delete a line instead of just ^Y. I lose a little speed, but I gain insurance against accidents. I'm still experimenting, but so far I like it.

BLDSTR (Value)— Sets the number of strikes used for boldface (^PB). It should be set to 02h if you have a daisywheel printer that uses incremental spacing to create boldface. You can set it higher on a standard (teletype) printer to create a darker image. (These printers don't do incremental spacing; they just type the character several times in the same place.)

DBLSTR (Value)— Sets the number of strikes used to create double-strike (^PD). Daisywheel printers don't use incremental spacing on double-strike, so you can set this value higher to get a darker character.

PALT (String)— Causes printer to change to an alternate character width (^PA)—for non-daisywheel printers only. For daisywheel printers, leave this string empty. If your printer can change pitch (character width) but is installed as a standard (teletype) printer, you can patch this and the following label with the command strings to control pitch changes. Proceed with caution.

PSTD (String)— Causes printer to return to standard character width (^PN)—for non-daisywheel printers only. See comments and cautions at PALT.

USR1, USR2, USR3, USR4 (Strings)— Provides space for user-defined printer commands. At these four labels, you may patch in printer command strings that will let you use special features of your printer. These strings are sent to the printer when WordStar encounters ^PQ (USR1), ^PW (USR2), ^PE (USR3), or ^PR (USR4) in your text. Each label has space for five bytes—the first byte for a character count of the following string and the next four bytes for the string itself. Do not overrun the patch area, and be sure to test these new functions carefully.

RIBBON, RIBOFF (Strings)— Causes printer to change ribbon color, if installed. Often installed even when printers can't execute the command. The print command ^PY toggles between these two strings. At its



ALL AIRLINES DEPART FROM THIS TERMINAL.

Presenting TravelshopperSM ... new from CompuServe and TWA.

Now you can save time and money by getting information and reservations on virtually any flight on any airline—worldwide—from one source. It's TWA's new Travelshopper, available now through CompuServe's Information Service.

With Travelshopper, you scan flight availabilities, discover airfare bargains and order tickets...on your own personal computer...at home or in the office.

You also receive automatic membership in TWA's Frequent Flight BonusSM program. And you can build bonus points by staying at Marriott and Hilton hotels and by using Hertz Rent-A-Car.

Besides Travelshopper, CompuServe

offers an ever-growing list of other travel-oriented on-line services.

The Official Airline Guide Electronic Edition lists direct and connecting flight schedules for over 700 airlines worldwide plus over 500,000 North American fares.

A to Z Travel/News Service gives complete information for over 20,000 hotels worldwide plus latest travel news.

Discover Orlando provides complete prices, hours and features on all of Central Florida's attractions and accommodations.

West Coast Travel offers travel information for the western states.

Pan Am's Travel Guide contains up-to-date information on immigration

and health requirements for most foreign countries.

And TravelVision[®] provides complete automotive information including road maps and personalized routing service.

Let your travel plans really take off. Use Travelshopper and lots, lots more from CompuServe.

To buy a CompuServe Starter Kit, see your nearest computer dealer. To receive our informative brochure, or to order direct, call or write:

CompuServe

P.O. Box 20212, 5000 Arlington Centre Blvd.,
Columbus, Ohio 43220

1-800-848-8199

In Ohio, Call 1-614-457-0802

first encounter with ^PY, WordStar will send the string at RIBBON to the printer. At the second encounter, it will send the string at RIBOFF. At the third, the string at RIBBON again, and so on. If your printer can't change ribbon color, or you don't care if it does, you can use these strings for another printer function. If you patch RIBBON, you must patch RIBOFF also.

PSINIT (String)— Sends commands to get printer ready for printing. This string is set up for your printer by the WordStar installation program, but you may want to add to it or change it. It is sent at the start of printing and should always contain at least a carriage return (0Dh).

PSFINI (String)— Sends commands to return printer to its normal state once printing is done. This string is sent when printing is complete in order to undo any unusual settings made by PSINIT. It is often empty.

SOCHR (Character)— Defines the character to be used for strikeout command (^PX). This byte is normally set to 2Dh, the hyphen (-) character, but you can change it to any character you like. Patch it to 2Fh to use the slash (/) for strikeouts.

The wonderful world of printers

Printers cause more grief than any other computer peripheral because they epitomize McHolm's Law—"Every piece of computer equipment thinks it's the center of the universe." So when installing printers for WordStar, manufacturers and salespeople usually do it the simplest possible way: standard or teletype printer, no communications protocol, primary list device printer driver. Unfortunately, this installation sets printer technology back 15 years, treating every printer as a clunky teletype and every communications channel as a one-way street. The following patches will help bring your printer into the 1980s.

Installing the Kaypro/Juki printer

If you have the Kaypro daisywheel printer (really a Juki 6100), you can make a very simple improvement by installing the printer as a Diablo 630—use the printer menu in the WordStar installation program. This daisywheel printer and many others (Brother, Silver Reed, Daisywriter 2000, DTC) understand most of the Diablo 630 command set for boldfacing, incremental spacing, and other tricks.

A patch for parallel printers

Most people now seem to have printers that use a parallel interface. Because Kaypros come with the parallel port assigned as the primary CP/M list device, it's dead easy to use WordStar with a parallel printer. You just plug-and-go, if you're content using the basic WordStar printer installation: standard printer, no protocol, list-device driver. But if you try to edit one file while printing another, you'll face many annoying delays and lose characters from the keyboard.

The problem with this installation is that WordStar has no way to know when the printer is busy and when it's ready for more characters. The solution is to install a "printer-busy test" routine in the area labeled MORPAT. To make sure there's room for this routine, load DDT and WS.COM. At DDT's hyphen prompt type **-D0310 <RTN>**.

*Printers epitomize
McHolm's Law: They
think they're the cen-
ter of the universe.*

This command tells DDT to display part of WordStar starting at address 0310h (which is inside the MORPAT area for both WordStar 3.3 and 3.0). In response, DDT should show you something like this:

```
0310 00 00 00 00 00 00 00 00 00 00 00 00 00 00 00 00
0320 00 00 00 00 00 00 00 00 00 00 00 00 00 00 00 00
```

It will show you more lines than I have, but as long as you have two lines of 00h at 0310h and 0320h, you're set to go. Patch in the following 26 bytes:

```
E5h D5h 21h 10h 03h 11h 17h 00h 19h D1h E3h E5h
D5h 2Ah 01h 00h 11h 2Ah 00h 19h D1h E3h C9h DEh
01h C9h
```

Check your entries *carefully*; then check them again. When you're sure they're right, patch label HAVBSY from 00h to FFh. This change tells WordStar you now have a busy routine.


Finally, at LIBSY, patch in the following bytes: **C3h 10h 03h**. Now you're done. These bytes tell WordStar to jump (C3h) to address 0310h to find the busy routine. When you patch an actual address (like 0310h) into a program, you must always put the low byte (the two right digits, 10 in this case) first, followed by the high byte (the two left digits, 03 in this case). It seems screwy, but that's the way your computer wants it to be.

If you didn't find two empty lines of 00h at address 0310h, you'll have to find another empty place in MORPAT. Use DDT's D command and start at the beginning address of MORPAT. When you find 26 bytes of empty space, note the starting address. Substitute this address for the fourth and fifth bytes in the busy patch itself and for the second and third bytes in the patch at LIBSY. Remember to reverse the two bytes of the address—*low* byte first, *high* byte second.

Test this patch carefully. You should find that editing one file while printing another file is less frustrating now. It's still possible to bog down the system by

DATASAV[®]

Reliable Microcomputer Power



PROTECTION - saves data during power failures.
- saves hardware from overvoltage transients.

PORTABILITY - allows mobile or extended holdup time using auxiliary 12 volt battery.

FEATURES - internal battery provides 5 min. + operating time — AC line conditioning — audible and visual alarms, interrupt signal — no installation required.

200 Watt — \$495
90 Watt — \$350

Instant Power Order Line

805-541-4161

Special applications, OEM/Dealers call (805) 541-4160

CUESTA SYSTEMS, INC.
3440 Roberto Court
San Luis Obispo, CA 93401



LOANTRK[®] AND TIMETRK[®]

GO "HAND AND HAND" WITH YOUR SYSTEM

LOANTRK[®]

MENU DRIVEN. NEW. FAST. the help you need to deal with loans, leases, and almost any question about borrowing or the value of money. Computes APR, Payments, length of loan, amount of loan, future value of money and will print a loan repayment schedule. Whether you are a professional money manager, accountant, realtor or just someone who needs financial information — you need LOANTRK. \$49.95 + \$3.05 shipping & handling.

TIMETRK[®]

The law may change from time to time, but the IRS will always be there, AND they will want to see your records to substantiate your deductions. USE TIMETRK to keep a record of your computer usage. Provides total use, business use, both as totals and business use as a percentage of total. \$79.95 + \$3.05 shipping & handling.

FINANCIAL TRACK SYSTEMS INC.
9208 GUTIERREZ NE
ALBUQUERQUE, NM 87111

(505) 243-8975

7 DAY/24 HOUR ANSWERING SERVICE

VISA AND MASTERCARD, CHECKS, MONEY ORDERS
DEALER INQUIRIES WELCOME

BARGAIN CORNER

Get both
LOANTRK & TIMETRK
FOR

\$69.95

PLUS \$3.05 shipping.

hammering on one or two keys as fast as you can, but under normal conditions all should run smoothly.

Installing a serial printer

There are still many serial interface printers around, particularly among the high-quality daisywheels—NEC Spinwriter, Diablo 630, and so on. To get the best performance from these serial printers, especially when editing one file while printing another, you should set WordStar to use its serial port driver.

*Dot-matrix printers
never get to show
what they can do—
expanded print, etc.*

In this case, it's easier to use the WordStar installation program than DDT. At the printer installation menu, choose your printer type. Next, choose a communications protocol—X-ON/X-OFF if your printer can handle it. That brings you to the driver menu. Choose the driver labeled "Direct I/O to 8-bit ports" or "Port driver." The installation program will then ask you a series of questions; your answers, in hexadecimal, are as follows:

Output port = 0Ch
Output status port = 0Eh
Bits which change when ready to output character = 04h
Bits which change from 0 to 1 = 04h
Input port = 0Ch
Input status port = 0Eh
Bits which change when ready to input character = 01h
Bits which change from 0 to 1 = 01h

These answers apply to the serial printer port on '84 model Kaypros, which also have a separate serial data/modem port.

Pre-'84 model Kaypros have only one serial port, which the printer and the modem must share. On these models, the output port is 04h, the output status port 06h, the input port 04h, and the input status port 06h. Everything else is the same.

If you install your serial printer using this port driver, you'll find it much easier to edit one file while printing another.

Patches for dot-matrix printers

Because dot-matrix printers are usually installed as dumb teletype printers, they never get to show what they can do—condensed print, expanded print, and so on. The problem is that WordStar knows nothing about the codes that control these features. The solution is to use the patch codes for your particular printer.

As it happens, WordStar has some slots you can use

for these codes, at labels PSTD, PALT, RIBBON, RIBOFF, ROLUP, ROLDOW, USR1, USR2, USR3, and USR4. All these labels take strings, and all can be patched with DDT. If you have WordStar 3.3, you can also get at all these labels directly through the WINSTALL installation menu, choice B, Custom Installation of Printers.

Here's a sample of how you might install an Epson FX80, set as a standard or teletype printer (POSMTH = FFh or 00h).

PALT (^PA)— Condensed printing (about 17 characters per inch) is useful for printing anything wider than normal. To have condensed print as the alternate pitch, patch in these bytes at PALT: **01h 0Fh**.

Now ^PA will turn on condensed printing. You can turn it off with ^PN.

PSTD (^PN)— To use ^PN to cancel condensed printing and return to your default print pitch, patch in these bytes: **01h 12h**.

USR1 (^PQ)— Let's use double-wide printing, too. Double-wide printing requires one string to turn it on and another string to turn it off. To turn it on, patch USR1 with these bytes: **03h 1Bh 57h 01h**. When you enter ^PQ, you'll get characters twice the width of the current print pitch.

USR2 (^PW)— To turn double-wide print off, patch USR2 with these bytes: **03h 1Bh 57h 00h**. Now you can enter ^PW to turn off double-wide printing and revert to your previous print pitch.

RIBBON (^PY)— Continuous underlining is nice because it also underlines spaces, unlike WordStar's usual underlining. I chose ^PY for continuous underlining because it's a toggle—the first time it sends the string at RIBBON, the next time it sends the string at RIBOFF, the third time the string at RIBBON again, and so forth. If you use RIBBON to turn continuous underlining on and RIBOFF to turn it off, you can use ^PY just like ^PS—one entry to start it and the next to stop. At RIBBON, patch in these bytes: **03h 1Bh 2Dh 31h**.

RIBOFF (^PY)— To turn off continuous underlining, patch RIBOFF with these bytes: **03h 1Bh 2Dh 30h**. Remember, the first ^PY turns continuous underlining on, and the next turns it off.

There's one catch—you must turn the continuous underlining off at the end of each line. Even if you want the underlining to carry over from one line to the next, you must stop it at the end of each line and restart it at the beginning of the next. If you don't, the printer will underline through your left margin (that's why it's called *continuous* underlining).

ROLUP (^PT)— ROLUP and its companion ROLDOW normally roll the paper up or down a half-line to print superscripts and subscripts. The Epson printer has its own reduced-size super- and subscripts that don't require moving the paper, but in manuscripts, for example, it's sometimes better to have the full-size versions. To install full-size superscripts, patch in these bytes at ROLUP: **03h 1Bh 6Ah 0Eh**. Now any

characters bracketed by ^PT will be printed as normal size superscripts, half a line above the normal line.

ROLDOW (^PV)— To get full-size subscripts, patch in these bytes at ROLDOW: **03h 1Bh 4Ah 0Eh**. Any characters bracketed by ^PV will be printed as subscripts in the current print pitch. Like RIBBON and RIBOFF, ROLUP and ROLDOW are a pair. If you patch one, you must patch the other.

USR3 (^PE)— We're running out of slots, but the Epson can still do more. So at USR3, patch in these bytes: **01h 1Bh**. Now wherever you enter ^PE in your text, WordStar will send the <ESCAPE> character (1Bh) to the printer. By itself, <ESCAPE> does nothing, but the printer will take it *and the following character* as a command. So if you enter ^PEE in your text, the printer will see it as <ESCAPE> E (1Bh 45h), which turns on emphasized printing. If you enter ^PEF, the printer will see it as <ESCAPE> F (1Bh 46h), which turns off emphasized printing.

This trick lets you use any two-character escape string without patching it into WordStar beforehand, but it has two drawbacks. First, WordStar won't count ^PE as a character, but will count the following character, even though it won't be printed. That will mess up a justified right margin. (The solution is to insert these characters after formatting your text.) Second, you can only use this trick for a two-character command string, not a three-character one.

USR4 (^PR)— There's one slot left, USR4, controlled by ^PR. I'll leave this one for you.


Listing 1 shows a sample of these patches in action.

LISTING 1

The WordStar patches for the Epson printer let you insert control characters right in your file which, in turn, change the printed fonts from this standard pica (10 characters per inch) to ^Athis condensed print^N (about 17 characters per inch), to ^QEXPANDED print^W, (roughly 5 characters per inch) and even to ^A^QEXPANDED condensed ^W^N (about 9 characters per inch).

You can get full-size super^Tscripts^T and sub^Vscripts^V rather than the standard tiny ones, and you can use the Epson's ^Ycontinuous underline feature, ^Y^Ywhich also underlines spaces^Y^Yinstead of^Y^SWordStar's usual underlining, which doesn't.^S

Finally, you can use ^PE to send your Epson the <ESCAPE> character, which together with the appropriate single character, will allow you to make midstream changes



to ^EMELITE type^EP (12 characters per inch), ^EEEMPHASIZED type^EF (a boldface type), ^E4ITALICS^E5, or any other feature controlled by <ESCAPE> plus one character.

Now you can experiment in combining the above codes, to produce new fonts like:

^Q^E4Doublewidth^E5^W
Italics,
^A^E4Condensed^E5^N Italics,
^A^Q^E4Condensed^E5^W^N^E5
doublewidth italics, and
^EE^A^Q^E4Condensed^E5^W^N^EF
doublewidth italics emphasized.

Sample printed on Epson FX-80 using patches described in article. For demonstration purposes only, the required print-control characters appear above only as they will appear on your screen. If entered correctly, they will not appear in the hardcopy printed by the Epson.

This arrangement, of course, is only one of many possible ones. You can rearrange the layout or substitute codes for different features as much as you'd like. Once you've settled on your own personalized arrangement, patch PSINIT to set your preferred printer defaults and PSFINI to clear out any special codes you may have been using. PSINIT should have at least a carriage return (ODh) to make sure the print head is in the right place.

If you have an Okidata, NEC, or C. Itoh dot-matrix printer, you'll find that it doesn't use the same codes as the Epson. You'll also find that your printer may not have some features that the Epson does (such as italics), while it does have some that the Epson lacks (such as a special serif typeface). You can still use this sample installation as a model for doing your own, and your printer manual should tell you what features you have available and what codes control them.

Almost the last word

Though the patches I've covered have all been used successfully by various people, some just may not work for you—there's just no way to test every possible combination of patches in every possible situation on every possible pairing of computers and printers. That's why you test everything before you try it on your


irreplaceable files. That's also why you shouldn't expect MicroPro to bail you out if something doesn't work.

Since you are working on an expendable copy of WordStar, you can be adventurous. I've tried to pull together all the useful information I could find, but WordStar is a big, complex program. Some people will undoubtedly find patches that no one else has thought of. If you do, let me know. □

*Ted Silveira is a freelance writer and editor and has taught writing at San Francisco State University. He is also a consultant for novice CP/M users and software librarian of a Santa Cruz, California, CP/M users' group. Silveira can be reached on CompuServe (72135,1477) or through the KAY*FOG bulletin board at (415) 285-2687.*

In last month's "Flea Market," Ted Silveira promised he would pass on some good programs he'd scavenged from the public domain in this month's column. "Flea Market" was dropped just for this month to help make room for this landmark article on patching WordStar, but the column will be back in September with the promised material.—Ed.

Reach for the height of your craft...



KAMAS, Z80, & CP/M are trademarks of KAMASOFT*, Zilog, & Digital Research respectively.
* formerly Compusophic Systems.

Get your hands on KAMAS now. Send \$147 plus \$4 for S/H. Or call (503) 649-3765 for VISA or MasterCard orders. KAMAS is available for many Z80, CP/M computers. Ask about your system.

KAMASOFT*
2525 SW 224th Ave., Dept. 101
Aloha, OR 97006

As an idea craftsman, you use your mind like a skilled pair of hands. You take hold of concepts, then manipulate them to discover, refine, convey dynamic new thoughts.

Now, the tool that can strengthen your creative grasp is well within your reach.

KAMAS™ a revolutionary outline processor from KAMASOFT*, supports your thinking process and keeps you in touch with your ideas. That's because KAMAS is designed to work the way your mind works—naturally.

Begin by brainstorming. KAMAS enables you to jot down ideas quickly, as you think of them. If you want to elaborate, you can add text with full screen editing. Then develop your ideas using a familiar outline format. Change the structure as easily as you change your mind. Move an idea and all attached text moves with it.

KAMAS puts full control at your fingertips. You can keep track of your main line of thought by collapsing the details from view. Then, expand the outline to develop the specifics when you need to. By collapsing and expanding portions of the outline, you can maintain an overview and literally see how your ideas fit together.

And KAMAS is fast. Your ideas remain at your fingertips. KAMAS can locate and retrieve by keyword—even a misspelled one—in less than a second per topic file.

Use as much of the power as you feel comfortable with. KAMAS is menu-driven with over 100 on-line help screens. But you can also open the hood to find a high performance programming environment with the additional horsepower you may need to get the job done. An active user community and the KAMAS Report newsletter keep you in touch with the latest KAMAS applications.

Achieve a commanding vantage point...

...with **KAMAS**™

Back Issues

Some back issues of *PROFILES* are available. If you live in the United States, we'll send you the desired issue(s) for \$4.00 each, including postage and handling. Enclose your name and address along with a check or money order payable to Kaypro Corporation and mail to:

PROFILES
Attn: Back Issues
P.O. Box 2889
Del Mar, CA 92014

Highlights of recent issues include:

September '84

- LOGO on the Kaypro
- Education with PILOT

October '84

- World of online databases
- Shopper's guide to modems

November '84

- First look at DataStar
- Freelance programming

December '84/January '85

- Modem Roundup
- CP/M vs. MS-DOS

February '85

- Use a modem—go to jail?
- Kaypro 16 preview
- Finding public domain software

March '85

- Unique applications
- Computerized speechwriting
- Statistical software roundup

April '85

- Famous users
- dBASE II and the real-time clock
- Tax prep software

May '85


- Alvin Toffler interview
- MBASIC marvels
- Telecommuting

June '85

- Micros in the Third World
- Perfect Series ver. 2.0 review
- Tracking the "desaparecidos"

Free Filer

The "Un-Database" from Telion Software



Database programs make you organize information into a form. That's fine for an address list where every entry contains the same old boring things. But how do you "database" your free-form text files, like novels, business letters, screenplays, annotated bibliographies, personal correspondence or client case histories? With a database program you're just plain out of luck!

Now Free Filer lets you keep track of your words like you do your lists. That's why we call Free Filer the "un-database."

How does FREE FILER do it? Free Filer divides your diskette into parcels of information, much like index cards. It will segment your text files into paragraph parcels automatically. Or you can specify other data parcels yourself.

You can search, alphabetically sort, and print each parcel effortlessly. You can even combine parcels to create a new card. Free Filer can search all or some of your files on disk, going through them one by one. And if you have lots of files, that can save you a bundle of time.

And it's fast. Free Filer can blitz through a 55K file in less than 25 seconds.

"I am taken at the program's speed and simplicity. I would recommend it for everyone - it's another tool to make your computer more powerful and you more efficient." - Peter A McWilliams, author of *The Personal Computer Book*.

"Free Filer is one of those wonderful little general-purpose text utilities that simplify life with computers. Recommended." - Jerry Pournelle, *Byte Magazine*.

Free Filer is directly available from Telion Software for \$79⁹⁵ in most popular CP/M and MS-DOS formats, including Kaypro, Morrow, Apple CP/M and IBM PC.

Profiles readers: BACK BY POPULAR DEMAND!
Order your **FREE FILER** by August 31st and pay just \$49⁹⁵.

TELION software

P.O. Box 1464 □ La Mirada, CA 90637-1464
Phone 213-547-9673

MAXIMIZE YOUR

SPECIALS OF THE MONTH

In support of this issue's editorial theme, Advent is offering the following specials:

Feature Format: A key redefinition program for WordStar. Feature Format outperforms all other competitive programs in speed and function. Assign up to 4 keys to a definition, no intruding messages appear in your text during FF operation, FF saves key definition to disk for later use, and much more.

Feature Format (CP/M) ~~\$79.95~~ \$59.95

Punctuation & Style: Improves your writing by catching unbalanced quotes, parentheses and brackets, improper abbreviations, capitalization, sentence structure, much more. It's like having your own copy editor!

Punctuation & Style (CP/M & MS-DOS) ~~\$125.00~~ \$99.95

Wordpatch: Print files with tiny, compressed, wide, or wide compressed type faces. 5 sizes of italic, real superscripts and subscripts, and 6, 7, and 8 lines per inch spacing. No new print controls to learn. Supports most popular dot matrix printers. A must for WordStar users!

Wordpatch (CP/M & MS-DOS) ~~\$49.95~~ \$39.95

Keyboard Template: A complete reference guide. Produced in three colors and arranged in a logical (not alphabetical) order, instantly places WordStar commands at your fingertips. A tremendous time saver.

WordStar w/ Mailmerge and Spellstar ~~\$16.95~~ \$12.95

FILE TRANSFER SERVICE

File Transfer Service: Advent provides a service beyond the ability of any format conversion software! We can transfer files between MS-DOS/PC-DOS, CP/M and other operating systems in 300 different 3 1/2", 5 1/4" and 8" formats. Includes Apple, Apricot, Data General 1, Eagle, Epson PX-8, & QX-10, HP-150, and North Star computers.

Call for information and pricing

HARDWARE & ACCESSORIES

External Monitor Adaptor: The External Monitor Adaptor (EMA) provides the ability for the Kaypro to drive an external video monitor. Original characters and video display remain unchanged. The Kaypro monitor remains operative. Simple plug-in installation. Complete illustrated instructions are included.

EMA Kaypro II or 4 \$59.95

Taxan 115 Monitor (Green) \$149.95

Taxan 116 Monitor (Amber) \$159.95

EMA Kaypro 2'84, 2X, 4'84, 10'84 \$74.95

EMA Kaypro 10'83 \$82.95

Green Monitor* \$159.95

Amber Monitor* \$169.95

*Please Note: Specially modified monitors listed above must be used with all models except the Kaypro II & 4.

5 MHz TurboBoard: Our tried and true 5 MHz speed enhancement for the earlier Kaypro models.

5MHz TurboBoard for Kaypro II & 4 \$74.95

Clock/Calendar: Real time clock/calendar add-on for all Kaypro computers that don't have built-in clocks. Works with Plu* Perfect DateStamper or your own application. Source code drivers provided for use with Basic, dBASE II, Turbo Pascal, C, and assembly languages. This board also functions as the interface to our RAM disk and hard disk add-on products. Add these other products later and save money.

Clock/Calendar \$89.95

TurboROM: A ROM enhancement for all 8 bit Kaypro computers. Faster disk read/write, keyboard type-ahead, faster video display for newer Kaypros, and larger TPA (63K) for the Kaypro 10. The TurboROM supports up to four 48TPI or quad density 96TPI floppies (790K with 255 directory entries!). Additional drives require the Personality/Decoder Module. Other features include a built-in driver for our RAM disk, and versions that support up to two 32Mb hard disks.

KII/4 TurboROM for Kaypro II or 4'83 \$59.95

KII/4H TurboROM (hard disk version) \$69.95

K84 TurboROM for Kaypro 2'84, 4'84, \$59.95

K84H TurboROM (hard disk version) \$69.95

K10 Turbo ROM for Kaypro 10'83 69.95

10, 20, 32Mb hard disks Call for pricing

Floppy disk drives call for Pricing

Personality/Decoder Module: For use with the TurboROM when additional 48 or 96 TPI drives are to be added to the Kaypro. This board provides the extra drive selection electronics for adding drives C: and D:. Also tells the computer that 96 TPI drives are installed so that the computer will handle them properly. No soldering is required even on the oldest Kaypro IIs that don't have the side select logic.

Personality/Decoder Module \$39.95

Electronic RAM Disk: High speed 2Mb internal RAM disk for all Kaypro models. Expandable to 1 Mb in 256K increments. Add the 1 Mb expansion board for a full 2Mb RAM disk. This RAM disk delivers more performance than any competition.

Speed Comparison — At 4 MHz, times measured in seconds

Function	Floppy	SWP	MicroSphere	Advent
Load Ladder	8.89	1.82	2.21	.80
Save 64K file	55.65	2.96	3.25	1.52

1Mb RaM Disk (256K installed) \$399.95

1Mb RAM Disk (512K installed) \$504.95

1Mb RAM Disk (768K installed) \$599.95

1Mb RAM Disk (1Mb installed) \$689.95

1Mb Expansion Board (256K installed) \$329.95

256K expansion Memory kit \$115.00

Hard Disk Add-on (Kaypro 10): Increase the internal disk storage of your Kaypro by adding a 10 or 20Mb drive, or install a single 32Mb drive. Package includes hard disk, all cables and mounting hardware. Kaypro 10 TurboROM included.

10, 20, 32Mb Hard Disk Kit Call for information and price

Hard Disk System Add-on for Kaypro 2 and 4: Add an internal 10, 20 or 32Mb hard disk to any floppy disk based Kaypro computer. Includes hard disk, disk controller, all cables and mounting hardware. Kaypro 2 or 4 hard disk TurboROM included.

10Mb System (Kaypro 2 or 4) \$1075.00

20Mb System \$1506.00

32Mb System \$1639.00

ProGRAPHICS: Gives your Kaypro II or 4 the ultimate video display and graphics capability, including reverse and half intensity video. Fully compatible with all software bundled with the computer.

ProGRAPHICS \$249.95

Printer & Modem Cables: These high quality cables are designed to work with your particular printer or modem and Kaypro. No additional jumpers or modifications are required. Specify make and model of printer and Kaypro model when ordering.

RS-232 Serial: 6ft - \$17.95 12ft - \$22.95

Kaypro 16 RS-232 Serial: 6ft - \$19.95 12ft - \$24.95

Centronics Parallel: 6ft - \$24.95 10ft - \$28.95

Kaypro 16 Parallel: 6ft - \$27.95 10ft - \$31.95

Modem Cable: 2ft - \$19.95 4ft - \$22.95

Anti-Glare Screen: Increases contrast and reduces glare. Made from scratch resistant polycarbonate and contoured to fit exactly, it offers an undistorted view of the entire CRT. Attaches directly to the CRT and requires no disassembly. Please specify **Smoke** or **Green** when ordering.

Anti-Glare Screen \$19.95

Kaypro Carrying Case: This fully padded case, made from Cordura, is completely enclosed and has a padded shoulder strap to make carrying the computer an easy task. It comes complete with pockets to carry your manual and diskettes.

Please specify **Blue** or **Black** when ordering.

Kaypro Carrying Case \$69.95

SOFTWARE UTILITIES

Uniform: Now your Kaypro can read and write many popular disk formats including MS-DOS and PC-DOS. 80 single and double sided formats for Kaypro 4 or 10 computers. 35 single sided formats for Kaypro 2. Also available in MS-DOS for Kaypro 16 and IBM-PC.

Uniform (CP/M & MS-DOS) 69.95

Media Master: Read or write 25 different single sided disk formats on Kaypro 2 computers, including MS-DOS and PC-DOS formats.

Media Master (CP/M) \$29.95

Media Master MS-DOS: Read or write over 70 different CP/M and MS-DOS disk formats.

Media Master (MS-DOS) 39.95

Autodiff: File difference detector. This program finds insertions, deletions, and changes between any two files. Autodiff can mark the file, display, or print the differences, and more!

Autodiff (CP/M) \$29.95

Super Zap: Disk patch and dump program. If you have used DU, you will love this menu driven marvel!

Super Zap \$24.95

Sidekick: One of the most popular programs ever written for the Kaypro 16. Sidekick is always loaded and ready for use as a calculator, notepad, appointment calendar, auto dialer, ASCII conversion table and much more. On-line help is included if you forget how to use any of Sidekick's many functions.

Sidekick (MS-DOS) \$54.95

CP/M DateStamper: (Works with all Kaypro computers) Automatically stamp your files with the date it is created, last read, or modified. Works without a clock board, with the clock in the newer Kaypros or with the Advent Clock/Calendar. Utilities are included to allow copying, erasing, or renaming files based on time and date. A time logging utility is included to record computer usage for business/tax purposes.

DateStamper \$49.00

KAYPRO-FORMANCE

PROGRAMMER'S CORNER

Turbo Pascal: Borland version 3.0. The best Pascal compiler on the market. Period.
Turbo Pascal (CP/M & MS-DOS) \$69.95

Turbo Toolbox: Set of 3 utilities for use with Turbo Pascal.
Turbo Toolbox (CP/M & MS-DOS) \$54.95

Turbo Tutor: Teaches step-by-step how to use Turbo Pascal.
Turbo Tutor (CP/M & MS-DOS) \$24.95

C/80 Ver 3.1: Full featured C compiler and runtime library. One of the fastest on the market. Called "the best software buy in America".
C/80 Ver. 3.1 (CP/M) \$49.95

C/80 Mathpak: Add true 32 bit floating point and signed integers to C/80 for fast assembly arithmetic.
C/80 Mathpak (CP/M) \$29.95

LISP/80: Artificial intelligence programming language. Over 75 built-in functions including trace, file I/O and string operations.
LISP/80 (CP/M) \$39.95

Toolworks C Compiler: This compiler is virtually a complete subset of the C programming language. The two-pass compiler produces relocatable object files (.obj) which are compatible with the MS-DOS LINK program.
Toolworks C Compiler (MS-DOS) \$49.95

C/NIX: Operating System Enhancement for CP/M. C/NIX gives you Kaypro many features in the UNIX operating system which are also found in MS-DOS 2.0. C/NIX works with all stock CP/M programs.
C/NIX (CP/M) \$59.95

GAME ROOM

Eliza: The pioneering artificial intelligence program, Eliza is a psychiatrist that carries on a conversation in plain English about anything you wish. Great to play alone or in a group.
Eliza (CP/M & MS-DOS) \$24.95

Adventure: Explore the dangerous Colossal Cave for treasures. Endure mystical spells and overcome adversaries. The only original version, uncut, and endorsed by its creators!
Adventure (CP/M & MS-DOS) \$19.95

Airport: You are an air traffic controller and your radar screen is filled with aircraft under your guidance. See how long you can last without cracking. Tougher than the real thing!
Airport (CP/M) \$19.95

Word Wiggle: Scrambled letter game for building vocabulary skills of young and old. Eleven skill levels containing 40,000 word dictionary. Fast paced, fun, and educational. Great for kids!
Word Wiggle (CP/M & MS-DOS) \$29.95

MyChess: This award-winning world class chess program features nine skill levels with over 850 opening moves. Prints moves and saves game in progress.
MyChess (CP/M & MS-DOS) \$34.95

COOK'S CORNER

Nutrition Profile: Take advantage of this personalized diet analysis. Written by an M.D., this program instantly analyzes your total dietary habits and nutritional intake. Keep track of your vitamins, minerals and cholesterol and more! Maximize your athletic performance. Maintain your optimum body weight. A complete nutrition helper!
Nutrition Profile (CP/M) \$49.95

MyDiet: Create your own personal nutritional profile that will help you derive the maximum benefit out of the foods you eat. MyDiet is designed for the professional nutritionist, but is easy to use. Compares to programs costing hundreds of dollars!
MyDiet (MS-DOS) \$49.95

Computer Chef - #1 in the Series: The computerized cookbook for food lovers. Contains a data base of almost 100 recipes with space to add your own. Auto scale ingredient quantities, find recipes by key words or type of ingredients you want to use, then display or print your selection.
Computer Chef (CP/M & MS-DOS) \$29.95

What's for Dinner - #2 in the Series: A collection of 200 delicious main dish and dessert recipes for every occasion. Requires Computer Chef program. (Not included.)
What's for Dinner (CP/M & MS-DOS) \$19.95

The Best of Wok Talk - #3 in the Series: Exotic Chinese cooking is easy with this computerized cookbook. Over 100 recipes from all regions of China. Includes Computer Chef program and all its features.
The Best of Wok Talk (CP/M & MS-DOS) \$29.95

Chocolate Bytes - #4 in the Series: This tasty cookbook features more than 100 chocolate recipes, including main dishes, desserts and more. A must for chocolate lovers! Includes Computer Chef program and all its features.
Chocolate Bytes (CP/M & MS-DOS) \$29.95

HOME & BUSINESS CENTER

Accounting Express: Comprehensive business accounting system. Rated one of the best at any price. Modules include GL, AR, AP, Payroll, Inventory Control, Payroll, Order Entry, Point of Purchase, Purchase Order Journal, Inventory Management.
Accounting Express (CP/M & MS-DOS) (each) \$99.95

Office Express: Client billing system for lawyers, accountants, and professionals. Calculates client charges, accumulates supplier costs, totals, makes statements and tracks payments.
Office Express (CP/M & MS-DOS) \$295.00

Rembrandt: Just released Ver. 3.0 with many improvements. This easy to use graphics package includes a graphics editor to produce circles, lines, boxes, wide letters. Easily create bar, pie and x-y charts using data from dBASE, WordStar, or spreadsheets. Electronic slide show presentations can also be produced. Supports most dot matrix printers. For Graphic Kaypros only.
Rembrandt (CP/M) \$79.95

Grafiks 2.4: High performance business graphics package which produces "best possible" display and prints high resolution graphics on your printer. Produce professional pie, bar and line charts all with shading for added appeal.
Grafiks 2.4 (CP/M) \$125.00

WRITER'S WORDSHOP

The Word Plus: The ultimate spelling checker. Not only finds misspelled words but shows you correct spelling options, shows the word in context and much more. This program is bundled with all 8 bit Kaypro computers. A must for Kaypro 16 users!
The Word Plus (MS-DOS) \$150.00

Thesaurus: This powerful 90,000 word Thesaurus allows you to select the best word for the application. Works inside WordStar for greater ease of use. Instantly searches its dictionary, then displays synonyms, and automatically deletes the "wrong" word and replaces it with the "right" word.
Word Finder (CP/M) \$79.95

Stardrive: Enhance WordStar by including high resolution graphics, on line 100,000 word spelling checker, thesaurus, and a calculator to do common math, all while inside the edit mode of WordStar. Requires 400K drive.
Stardrive (CP/M) \$199.95

SCHOOL HOUSE

Typing Tutor: An instruction program for use in teaching beginning skills or improving speed and accuracy. This popular public domain touch typing program has been upgraded and comes with a complete users manual.
Typing Tutor (CP/M) \$34.95

Dr. DOS: Learn to use the MS-DOS operating system with your Kaypro 16 or IBM computer. This program is a must if you have a K16.
Dr. DOS (MS-DOS) \$59.95
Call for other educational software.

SUPPLIES

Maxell Diskettes: Quality Gold Seal diskettes. A unique lubricant applied to the diskette reduces wear to both your computer disk drives and the disk. Box of 10 includes a free plastic disk storage box.

Maxell MD-1 diskettes, (Single Sided) \$19.95
Maxell MD-2 diskettes, (Double Sided) \$23.95

3M Diskettes: Certified 100% error-free diskettes are guaranteed for life. Box of 10 plus a free 3M flip file storage box valued at \$10.

3M 744D-0 diskettes, (Single Sided) \$22.95
3M 745-0 diskettes, (Double Sided) \$26.95

Economy Diskettes: 100% tested and guaranteed for life but cost only \$1.25 each including a tyvek jacket. If you are looking for a bargain, this is it!

Package of 25, (Single Sided) \$29.50
Package of 25, (Double Sided) \$31.25

Programmers take note! We publish software. If you have a program you would like to have published, call Advent at (714) 666-0130 for further information.

All items are warranted for 90 days. 30 day money back guarantee if not completely satisfied. Money back guarantee for software applies only if diskette seal is intact. VISA and Master Card are welcome. Please add \$2.00 freight per total order (except on monitors) and \$2.00 for COD orders. California residents please add 6% sales tax. Prices and specifications subject to change without notice.

CALL TODAY **National** (800) 821-8778
California (800) 521-7182
DEALER INQUIRIES WELCOME.



**advent
products inc.**

3154-F E. La Palma Ave.
Anaheim, CA 92806
(714) 666-0130

ANNOUNCING HANDYMAN

The hardware/software Desktop Manager for all KAYPROs

CALCULATOR


Full featured with Dec, Hex, Binary conversion. Import or export numbers from or to your wordprocessor, spreadsheet or other program.

APPOINTMENT CALENDAR

Monthly calendars 1752-2099AD.

SCREEN DUMP

Dumps screen to your printer or file.



ONE KEYSTROKE

HANDYMAN uses no main memory! How they do that?

NOTEPAD

Uses a subset of Wordstar or Perfect Writer commands (please specify).

Import or export data from or to your wordprocessor or other program.

AUTO DIALER

HAYES compatible modem required.

DIRECTORY

List disk files from within any program.

HANDYMAN is a hardware add-on board complete with its own RAM and ROM. The software is ROM based and utilizes the **HANDYMAN** RAM in lieu of main memory. Installation is simple and can be accomplished in about 5 minutes. No soldering or wiring is required! **HANDYMAN** merely plugs into existing KAYPRO IC sockets.

FLO-SYSTEMS, INC.

3010 FLOYD STREET

BURBANK, CALIFORNIA 91504 (213) 849-7711

YES! Send me **HANDYMAN(s)** at \$124.95 each.

(quantity) at \$124.95 \$

California residents add 6.5 % Sales tax

Shipping and handling **5.00**

TOTAL \$

My KAYPRO is:

11 ☐ 2-84

2X ☐ 4

4-84 ☐ 10

Robie ☐ 10-84

4X ☐ 12X

Wordstar ☐ Perfect Writer ☐ **NOTEPAD** command set.

Charge my: ☐ **VISA** ☐ **master charge** ☐ **AMERICAN EXPRESS**

Card # Exp.

C.O.D. and checks drawn on US banks also accepted.

Trademarks: Kaypro (Kaypro Corporation), Wordstar (MicroPro International Corporation), Perfect Writer (Perfect Software, Inc.).

DATESTAMPER™ ... has the answers

*Has the mailing list been updated?
When did we print that letter?
Which is the latest version?*

Use it to keep your KAYPRO® up-to-date!

- avoid erasing the wrong file
- keep dated tax records of computer use
- back-up files by date and time
- simplify disk housekeeping chores

OPERATION: DateStamper extends CP/M 2.2 to automatically record date and time a file is created, read or modified. DateStamper reads the exact time from the real-time clock, if you have one; otherwise, it records the order in which you use files. Disks initialized for datestamping are fully compatible with standard CP/M.

REQUIREMENTS: Real-time clock is optional. Configurable for any real-time clock, with pre-assembled code supplied for popular models, including 4-84, Advent, Kenmore and Legacy.

UTILITIES: Enhanced SuperDirectory. • Powerful, all-function DATSWEEP file-management program with date and time tagging. • Disk-initializer. • Installation and configuration utilities.

General CP/M 2.2 version **\$49**

Version using CP/M 2.2 Enhancements **\$39**

Other Kaypro® Products

The Backgrounder™

\$45

All keys fully definable in any program. Suspend any program to print the screen or send it to a file, write background notes, and use built-in CP/M commands. Now comes with Print Spooler. (Requires CP/M 2.2 Enhancements)

Plu*Perfect Writer

\$39

Indispensable enhancements for the Perfect Writer Editor (versions 1.03 and 1.20). One touch commands, set swap file size, change disks while editing, etc. Includes CP/M 2.2 Enhancements.

CP/M 2.2 Enhancements

\$32

For any version of CP/M 2.2. Completely compatible with all applications software. Now includes configurable WordStar function keys.

- We now also carry **Advent** hardware products that complement our software. Package prices available.

Shipping and handling **\$3**. California residents add **6%** sales tax. Deduct **\$5** when ordering two or more disks. *Visa and MasterCard accepted.*

Trademarks: CP/M (Digital Research); Perfect Writer (Perfect Software); Kaypro (Kaypro Corporation); WordStar (MicroPro, Inc.)

Write or call for further information: BOX 1494 • IDYLLWILD, CA 92349 • 714-659-4432

Plu*Perfect Systems

The Best-Kept Secret in CP/M

Why didn't anybody tell me about SUBMIT?

by William Hogan

Suppose I told you I had discovered a program that with a single command would automatically execute a whole series of other commands on your Kaypro, even run an entire sequence of other programs for you while you went for coffee?

Suppose I told you this program took up only 2k of RAM and would let you program your own computer using only the most elementary CP/M commands, without having to learn a single line of machine code or being able to tell a GOSUB from a WEND?

Suppose I told you that you already owned this program, that it is lying unexplored and unused right there on one of your bundled software disks, and that you could be running it with gratitude and astonishment by the time you finish this article?

The secret

SUBMIT is the name of precisely such a program, and you're not alone if you didn't know what it did, or even that you had it. SUBMIT is the best-kept secret in CP/M.

SUBMIT reminds me of my bachelor uncle Rudy. Almost everybody in the family seems to have heard about him, but nobody wants to talk about him.

If you're the kind of person who has a coffee maker with a timer so that you wake up to fresh-brewed every morning, you're going to love what SUBMIT does for you. SUBMIT brings automation to your daily computing.

You program SUBMIT in English—simple to do. And SUBMIT lets your Kaypro automate those routine, mechanical housekeeping chores that probably bore you with their repetitive monotony.

Background

SUBMIT is one of the general utility programs on the CP/M disk that came with your Kaypro. It's listed as SUBMIT.COM on the CP/M disk directory, right there with familiar programs like COPY and PIP and strange ones like MFDISK and BAUDM.

Like PIP.COM itself, and the other CP/M ".COM" files, you've got to "PIP" SUBMIT.COM individually onto

each disk from which you want it to run.

SUBMIT is the batch processing utility for CP/M. Batch processing is a carryover from the early days of mainframe computing, when programmers wrote their machine instructions not by typing on a detachable keyboard in front of a CRT, but by preparing punched cards to be fed into the computer.

The batch processing procedure enabled the time-sharing programmer to efficiently run a complex sequence of programs on the mainframe, using one set of initial commands.

SUBMIT still works wonders in assembling machine language programs, and programmers need no selling on its features. What can it do for the rest of us? Well, SUBMIT can put your Kaypro on automatic pilot.

Automating my WordStar sessions

I use SUBMIT to automate the routine command sequences I use at the beginning of a work session.

Like the automatic coffee maker plugged into a timer, once it's set it up, I don't have to think about it anymore. I dump in the grounds and some water, and I wake up to fresh-perked brew.

I sit down at the Kaypro keyboard, type a single command, fill my pipe and light it, and pour a cup of coffee while SUBMIT automatically executes the routine commands I need to load and set up my programs for me. I don't have to think about them, or remember the sequence. I'm already thinking about my work, and I'm ready to go when SUBMIT has my programs set up.

To begin a WordStar session, I turn the blinking cursor off; load SmartKey, the macro key-definition program, along with my file of key definitions personalized for my writing; log onto the B drive (so that WordStar will display the directory and work off B—where my text files are); and, finally, call up WordStar.

I created a SUBMIT file to do all that for me automatically. I named the file "WRITE.SUB." I wrote it in WordStar's non-document mode and I made sure it contained a hard carriage return after each line of the file. The whole file looks like this:

CURSOR

B:

SMARTKEY TEXT

A:WS

"CURSOR" is the name of a little public domain program I acquired that stops the cursor from blinking. (You should be able to get this through your local users' group public domain library.) "B:" changes the logged drive from A to B. "SMARTKEY" loads that program (it's on my B disk), and "TEXT" is the name of my personalized keyboard definition file (also on B). "A:WS" loads my A drive's WordStar program, though the logged drive remains B.

I turn on my computer, insert my WordStar .COM disk (which also has SUBMIT.COM and my file WRITE.SUB on it) into drive A, and into the B drive goes my text file disk.

I type "SUBMIT WRITE." The SUBMIT utility executes the commands from my WRITE.SUB file. The machine warm boots. The cursor stops blinking. The logged drive changes from A to B. Smartkey loads and then reads my "TEXT" definition file. WordStar's opening title floats past, and my Kaypro is set up the way I want it. Fresh-perked. Every time.

All that remains for me is to hit D, enter the name of the document file I want, and go to work. I don't have to think through the sequence of my little start-up routine every time. I did it once when I created my WRITE.SUB file. Now, SUBMIT does it for me.

SUBMIT procedures summarized

For each list of commands you want to automate with SUBMIT, you create a text file. The file can have any name, but it must be followed by the extent ".SUB." The file is your SUBMIT "program."

I use SUBMIT to automate the routine command sequences I use with my Kaypro.

You create this .SUB file with your word processing program. I use WordStar in non-document mode to type one command to a line. Type them just the way you would if you were giving the command yourself at the A prompt. Follow each command—including the last one—with a hard carriage return. (Leaving off the hard carriage return after the last command is one of the most common obstacles to successful execution of SUBMIT files.)

"PIP" a copy of SUBMIT.COM onto the disk(s) you use in drive A. Then, to automatically run the sequence of commands in your .SUB file, you simply type at the A prompt: **SUBMIT [SUBMFILE]**, replacing the [SUBMFILE]—and the brackets, too—with the actual

name of your .SUB file. (You don't have to type the ".SUB" extent or the square brackets.)

SUBMIT will look on the logged drive for the file you name (if it's on another drive you must put the drive name before the filename), and if the file has ".SUB"

For each list of commands you want to automate, you create a text file.

after it on your directory, SUBMIT will open the file and execute in order each command you have put there.

Secretly within the electronic maze of your Kaypro's circuitry, hidden from your view, SUBMIT opens your SUB file, extracts each command, and writes it into a temporary file called \$\$\$\$.SUB on the logged disk drive. Then SUBMIT does a warm boot to clear the machine memory of any extraneous data and begins executing your commands.

You'll see the "warm boot" on your screen, and you will see each of the command lines as SUBMIT works on them at the A prompt.

SUBMIT rules listed

In short, the rules for creating a .SUB file are easy:

—Each line must be flush left.

—Each line must be typed exactly as if you were entering the command individually.

—Each line must end with a hard carriage return.

The rules for operating SUBMIT are equally simple:

—SUBMIT.COM must be on your logged disk drive.

—Your .SUB file must be on one of your disk drives. (If it is not on the logged drive, you must specify its drive name when you invoke SUBMIT.)

—Each of the Command programs you have specified in your .SUB file must also be on one of your disk drives. Any of these that is on a drive other than the logged disk drive must have its drive name specified in your SUB file.

A SUBMIT file for financial work

I keep track of my personal and business finances with the Checks & Balances David Gerrold discussed in the April issue of *PROFILES*. I have set up an elaborate keyboard definition macro that I use with the program. A single keystroke enters all the bills I have to pay every month, with their fixed amounts. The macro has become indispensable to me. If it isn't present when I get into Checks & Balances, I have to go back to the system prompt and set up again.

And what David Gerrold didn't tell you in April is that Checks & Balances is *slow*. It takes 97 seconds to close a file, exit to the system, and load Checks & Balances again.

10

Reasons Why Your Business Needs Consolink's MicroSpooler.™

1 MicroSpooler™ from Consolink Saves Time.

Time is money. When your computer is printing, plotting or communicating, you're waiting because your printer prints at a much slower rate than the computer thinks.

2 MicroSpooler Eliminates the Waiting.

Accepts data quickly from your computer, stores it until the printer, plotter or modem is ready, and then relays it at the fastest pace those devices will accept. Your computer is back on the job in seconds — not minutes or hours — computing.

3 MicroSpooler Means Communications Economy.

Accepts data from your modem at high transmission rates for later viewing and printing. Gets you on and off the database quickly.

4 MicroSpooler Fits Every Business Effort.

Two MicroSpooler models, (64K and 128K) are available to supply the needs of correspondence level or high-volume information processing.

5 MicroSpooler Installs Easily Between Computer and Peripherals.

Stands alone between your computer and your peripherals. Installs quickly with two simple cable connections — Centronics-compatible parallel or RS-232C serial.

6 MicroSpooler Has its Own Power Supply, is Easy to Operate.

It's "system-independent", and easily transferred from one peripheral device to the next with no waiting. Your CPU is free to access seconds after giving the print, plot or communicate command. Controls are simple — a "Copy/Pause" button allows you to interrupt and resume operations at a touch. A "Reset" button lets you clear the buffer memory.

7 MicroSpooler is Easy to Understand.

The easy-to-read digital display continually updates the amount of memory in use, (or the number of remaining copies to print). And you can print or transmit up to 99 duplicate copies on the 64K MicroSpooler — 256 copies on the 128K model — with one initial command.

8 MicroSpooler Won't Take Up Your Space or Your Time.

Models are book size, uncomplicated units that can be placed out of the way on shelves or CPU cabinets. Two cables connect it to your computer and your peripheral device.

9 MicroSpooler Quality Means it's Cost-efficient.

Consolink builds the MicroSpooler to last and to sell inexpensively. That spells computing efficiency.

10 Consolink Makes the Difference.

Professional thinking, timely distribution, dependability and on-the-spot technical and advertising support gives you the MicroSpooler edge.

Gets you back to computing up to 160 times faster.*

CONSOLINK®
CORPORATION

1275 Sherman Drive, Longmont, CO 80501 (303) 651-2014/1-800-525-6705 TWX 910-320-0786

You saw us at Comdex. Now call us for the distributor in your area. It's your move.

MicroSpooler is a registered trademark of Consolink Corporation

*60 lines per printed page, random line lengths, 40 char/line. Assumes CPU can output text at a maximum of 5,800 char/sec. with 64K buffer.

Find the right word

THE WORD FINDER

(Synonym Finder)



Ultimate, Word Perfect
Pfs: Write

Improve your writing by finding the *perfect* word. Put your cursor on a word and call up a list of words with similar meaning. Pick one, and voila, your new word replaces your old word. No more fumbling for a book. It's so fast and easy you'll use it all the time. Special introductory offer, only **\$79.95!** (Regularly \$124.95.) Synonym Finder installs on most machines that run WordStar (3.3 or 3.0), Multimate, or Word Perfect. Specify word

proc., computer, operating system (MS/PC DOS or CP/M 80) and disk format. New database has 1/3 more words than Random House and uses 1/3 less disk space. Easy to install and operate. Highly rated by dozens of reviewers and users groups. \$2.50 shipping - NYS residents add sales tax. Okay! My check is enclosed for \$_____ (or charge my VISA/MC acct. #_____ expires _____ / _____).

Writing Consultants

Suite 401, 11 Creek Bend Drive - Fairport, NJ 14450
Orders only: 800-828-6293 Info: 716-377-0130
dealers and distributors please call or write

StatPacTM

The World's Best
Micro Computer Based Statistical
Analysis Package

Forecast PlusTM

Time Series Analysis Package
The Business Forecasting Tool
for the Non Statistician

Call For Free Comprehensive Brochures

1-800-328-4907

WALONICK ASSOCIATES

6500 Nicollet Ave. S. Minneapolis, MN 55423
(612) 866-9022

BEST-KEPT SECRET

So I created a SUBMIT file, ACCT.SUB. Instead of typing "CHECK" at the A prompt, now I type "SUBMIT ACCT," and I'm sure that not only will Checks & Balances be loaded, but my key definitions will be with it every time. I can't forget, because SUBMIT won't.

*I've set up a
keyboard macro
that I use with
"Checks & Balances."*

SUBMIT for communications

I use MEX112 for communications and have a 1200 baud modem. My SUBMIT file to set this up, COMM.SUB, looks like this:

CURSOR
BAUDM
MEX

BAUDM is the CP/M disk utility that lets you alter the baud rate of the Kaypro's modem port. The default rate is 300 baud. I run BAUDM as part of my communications set-up so that I can change the modem port to 1200. When SUBMIT gets to this part of the program, it stops for me to make my choice at the keyboard from the BAUDM screen menu. When I hit "D" for 1200 baud, SUBMIT proceeds to load MEX112.

Any program I regularly use that requires another program to customize it I now access with SUBMIT. It's foolproof and failsafe.

Passing variables to SUBMIT

Some .COM programs permit the designation of a particular file for the program to open. SUBMIT lets you handle that feature, too.

In my WRITE.SUB sequence, for example, if I changed my last line to A:WS B:FOO.DOC, WordStar would take me right into the FOO.DOC document file on drive B. The trouble is, I don't always want to work on old FOO.DOC. So what I've done is use SUBMIT's wildcard feature for even more automation.

Instead of the A:WS line in my WRITE.SUB file, I now have A:WS B:\$1. At the A prompt, I might type **SUBMIT WRITE PROFILES.ART**. SUBMIT would replace the "\$1" in my .SUB file with PROFILES.ART (or with the name of whatever B:disk file I type in after my .SUB file on the command line). In this case, SUBMIT would execute all the commands as before and take me to the first page of PROFILES.ART. If you know what specific text file you want to work on when you load your Kaypro, SUBMIT's wildcards can be a great feature.

More than one variable

The wildcards permit more than one variable. You can designate more variables with \$0 to \$9 inclusive

"NEXT TO MY SOFTWARE, NOTHING'S MORE USER FRIENDLY THAN THE WALL STREET JOURNAL."

WILLIAM H. GATES III, CHAIRMAN, MICROSOFT CORPORATION

If you really want to know how valuable good business information can be, ask somebody who makes his living in the information business. Bill Gates, for example:

A TON OF INFORMATION

"I need a ton of information to stay the leader in computer software, but I have super-limited time. Which is precisely why I read The Wall Street Journal.

"My company's part of an industry that's moving very fast. The Journal does a great job of keeping up with it. Their coverage of the whole computer area is extremely good."

IN PRACTICALLY NO TIME

"And the way The Journal's organized, I can access this information in practically no time. A quick scan of 'What's News' on the front page tells me what stories I should read. And the stories give you the most news in the fewest words.

"They also give you a fresh perspective. I like to read how non-industry people see and react to what's going on in my industry. It gives me a much better feel for the marketplace I'm competing in."

IF IT'S IMPORTANT, IT'S IN THE JOURNAL

"There are some things I don't have any way of finding out except by reading The Journal. Like which big companies are committing to what hardware. Information so

important it influences the way we deal with our customers today and plan marketing strategies for tomorrow.

"Why, even when there's no news about my industry in The Journal, that's important news. It means I have a lot less to worry about."

Bill Gates knows that every Monday through Friday, The Journal has all the business news you need, fresh, concise and ready to use.

Plus lively looks at leisure and the arts, provocative editorials and political insights.

That's why he's a Journal subscriber.

Shouldn't you be one, too?



HOW TO SUBSCRIBE

To have The Wall Street Journal rushed to you every business day for 26 weeks for only \$56—and save \$7.50 off the cover price—mail the coupon below. Do it now.

THE WALL STREET JOURNAL
Attn: Manager of Subscriber Service
200 Burnett Road, Chicopee, MA 01021

- ☐ Send me six months of The Journal for \$56.
☐ I prefer one year for \$107. ☐ Bill me
☐ Check enclosed. ☐ Please charge my ☐ Diners Club
☐ American Express ☐ MC ☐ VISA

Card# _____ Exp. _____

Signature _____

Name (Please print) _____

Address _____

City _____ State/Zip _____

Limited time offer—good in Continental U.S. only.

2MAF

THE WALL STREET JOURNAL.
All the business news you need. When you need it.

(though after three they get a little hard to control).

Here is a way to automate your hard disk backups, using SUBMIT's wildcards. Create a file SAVE.SUB, which consists of these commands:

PIP C:=\$1[V]

PIP C:=\$2[V]

PIP C:=\$3[V]

STAT C:*. *

Before shutting down your Kaypro 10, at the system prompt type **SUBMIT SAVE JUNK STUFF MESS**, the last three names being the names of the files you have been working on. SUBMIT will copy the files to the floppy in drive C, verify the copied data (specified with the [V] parameter above), and then the concluding STAT command will provide a directory of your C drive to verify the transfer.

Faithfully using SUBMIT to run this mini-batch of commands at the end of every work session guarantees that your work is saved—on floppies and separate from your hard disk—should anything unexpected happen. Think of it as an insurance policy that costs you nothing but a little time.

Finally, if you want to save even more keystrokes, you can shorten the name of the SUBMIT.COM program to SUB.COM, or even S.COM. At the extreme, such renaming could allow you to execute all the commands in the

above WRITE.SUB (renamed to W.SUB) by just typing: **S W <RETURN>**.

Finally

I have had perverse enjoyment with SUBMIT, figuring out little ways to trick my Kaypro into being less unwieldy. Sometimes the solution has been more complicated than the problem, the "shortcut" longer than the regular route. That's a common experience in the computer world, however, and also a valuable lesson. The learning process that occurs while devising these "shortcuts" can be much more important than the shortcut itself.

A large part of the fun, for me anyway, has been the fact that SUBMIT is such a well-kept secret. Finding it was not unlike rediscovering the wheel—something so simple and obvious and useful that it makes you wonder, "Why hasn't anyone told me about SUBMIT before?"


Now, about my Uncle Rudy . . .

William Hogan has been a television writer for CBS, a producer for ABC, and a director and executive producer for NBC. He has also worked for Paramount, Metromedia, and Fox.

"Out keys the competition" even more!

"XtraKey is the best (keyboard) translation program I've seen . . ."—Philip Bond, *Micro Cornucopia*

"Ingenious . . . If saving large blocks of time . . . is important to you, I wouldn't hesitate to get this program."—Brock Meeks, *Computer News*



Programs like WordStar, dBASE II and hundreds of others are a whole lot easier and faster to use when XtraKey is around. The secret is XtraKey's ability to reduce text or long command sequences (whatever you hate typing over and over again) to just one or two keystrokes! Close a letter or insert boilerplate in split-seconds. Change margins and tabs instantly. Log onto bulletin boards at the touch of a key. Create database "macros."

Unlike other "key" programs (the "smarts", "magics", "kwiks", etc.), XtraKey can redefine any key on your Kaypro's keyboard including keypad keys . . . with no limit on definition lengths. Plus our advanced XShift feature lets keys have up to 16 meanings without losing their normal functions. Use, change or make up new definitions anytime; no need to exit to CP/M. And, if you make a mistake entering a definition, XtraKey's backspace feature lets you correct it.

You can even access your printer or video display. Address an envelope while editing a document. Change from regular to compressed type while working on a spreadsheet. Or call up your own custom help or menu screens.

No other program can match XtraKey's list of features! Built-in print screen (screen dump) gives instant hard copy of your Kaypro's current display. Batch processing. Automatic definition file loading. Input pause. Definition chaining. Printer redirection. Clear screen and more. Even with all its capabilities, XtraKey is still easy-to-use and learn. Includes new 80-page manual, quick reference card, and predefined function sets for many popular programs. **Still only \$49.95.**

The New XtraKey

Trademarks: XtraKey, XScreen and XShift — Xpert Software; dBASE II — Ashton-Tate; WordStar — MicroPro International; Kaypro — Kaypro Corp.; CP/M — Digital Research

XScreen!

"It works and it's solid. . . . well worth it . . ."—Tom Enright, *Technical Editor, Profiles*

XScreen makes instant copies of your Kaypro's current screen display on your printer OR allows you to save screen copies directly into a document where they can be edited! WordStar users can even tell XScreen to eliminate the top rows and far right columns for instant letters and envelopes.

Copy menus, spreadsheet totals, bulletin board messages, etc. Then use your word processor to insert screen copies directly into a document where they can be edited! WordStar users can even tell XScreen to eliminate the top rows and far right columns for instant letters and envelopes.

XScreen is easy-to-use and requires no installation. **Only \$24.95.** See special offer below.


ORDERING INFORMATION

XtraKey and XScreen will run on all Kaypros except the 16 and 286i. To order XtraKey, send check or money order for \$49.95 plus \$3.00 shipping (U.S. & Canada). To order XScreen, send \$24.95 plus \$2.00 shipping. **SPECIAL OFFER** — Order both XtraKey and XScreen for only \$59.95 plus \$3.00 shipping. California residents MUST add 6% sales tax. Inquire on foreign orders. Specify Kaypro II (SS/DD) or Kaypro 4 (DS/DD) disk format. VISA and MasterCard accepted (provide card number and expiration date). All orders please include telephone number.

Xpert Software

8865 Pollard Ave. • San Diego, CA 92123
(619) 268-0112

The Right Commands At Your Fingertips



Enhance Your Command of the Language Instantly on the Kaypro 2, 4, 10 or 16

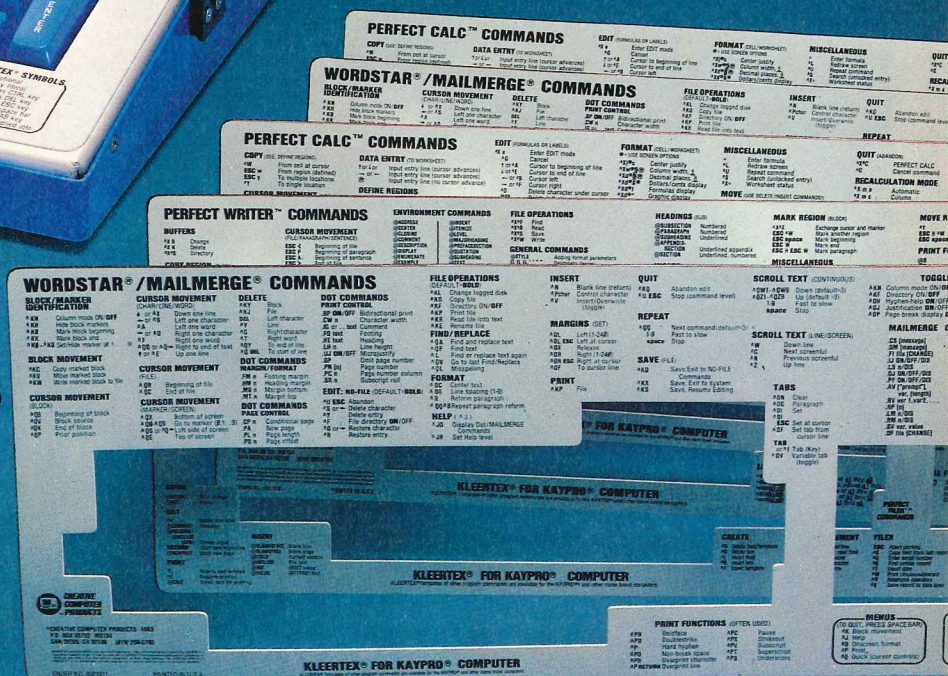
Whether you're a novice or a computer professional, a KLEERTEX® Keyboard Template can expand your command of many popular software programs instantly, increasing your speed and productivity.

Our templates condense hundreds of commands into organized, easily read categories. Professionals prefer Kleertex's complete "key-by-key" commands to partial command prompts offered by other templates on the market.

Durable, non-glare, non-scratch plastic templates are available for the Kaypro 2, Kaypro 4, Kaypro 10, or the Kaypro 16. Order yours by calling or writing today. We accept MasterCard, American Express, VISA and personal checks.

- \$ 8.95 Do-It-Yourself Blanks
- \$19.95 Standard Program Template
- \$32.95 Enhanced Program Template

(California residents, please add 6% sales tax)
15-Day Money-Back Guarantee. \$1.95 Shipping Fee.



CalStar	CrossTalk	Do-It-Yourself Blanks	EasyWriter II	Microsoft Word	MultiMerge	MultiPlan	PC/Ms DOS	Perfect Calc	Perfect Writer	PS-Series	SuperCalc	Volkswriter Deluxe	Wordperfect	Wordstar-Mailmerge	Wordstar 2000	dBase II	dBase III	Lotus 1-2-3	Framework	Symphony
Kaypro 2,4,10	●	▲	●	●	●	●	●	●	●	●	●	●	●	●	●	●	●	●	●	●
Kaypro 16	●	●	▲	●	●	●	●	●	●	●	●	●	●	●	●	●	●	●	●	○

Call about Custom Templates or Quantity Discounts
Templates also available for IBM, Hewlett-Packard, Osborne, Apple II+ and Apple //e computers.



**CREATIVE
COMPUTER
PRODUCTS™**

6369-K1 Nancy Ridge Drive
San Diego, CA 92121
(800) 231-5413
In CA: (800) 523-5441




ILLUSTRATION BY JOYCE KITCHELL

Writing Screenplays on a Kaypro

Tools to make special formats painless

by Michael Scheff

Writing is hard work, and hammering out a long television or feature film script on a typewriter can be needlessly time consuming and exhausting.

But my Kaypro and WordStar have freed me from the boring, mechanical work of getting a screenplay onto paper. They've also saved me money, since I no longer need an expensive typing service to produce good-looking final drafts.

Whether you're an aspiring screenwriter or a working professional who wants the ease of computerized typing and editing, you can benefit by "customizing" your Kaypro and WordStar for use as a high-powered screenwriting tool.

A look at a standard screenplay will show you why customization is so important. Here's a short excerpt from the TV show *Murder, She Wrote*.

INT. BUS - NIGHT

Jessica and Tupper climb on board. Tupper is not thrilled to be there. Jessica moves toward the body.

TUPPER
(he sneezes)
I think I'm catching a cold.

JESSICA
Hmm—just what I thought.

TUPPER
You think I'm catching a cold too?

JESSICA
(indicates seat with
Stoner's body in it)
No. I realized that this wasn't
Stoner's seat.

CONTINUED:

Notice that the above excerpt has one set of margins

for description, another for the character's name, another for description in parentheses, and another for dialogue. In a typical script you might need to change from one set of margins to another ten times or more on each page. Worse, WordStar requires as many as 15 keystrokes to reset each pair of margins.

You could solve the margin problem by using your Kaypro as a glorified typewriter and just tab from one position to the next, but you'd lose most of the unique features your Kaypro and WordStar can offer in word processing—features like word wrap, consistently accurate line length, ease of editing, and speed.

Ideally, the screenwriter needs a simple method of changing from one margin to another in one or two keystrokes. Help is available, via commercial software or free software you can easily create yourself. First let's cover what's available for purchase.

Feature Format

Once installed, Feature Format becomes an adjunct of WordStar. It redefines seldom-used keys on your keyboard to specific screenplay margins. For instance, hitting the reverse backslash key (\) automatically gives you the margins for writing description. Hitting the left single quote key (') gives you the margins for writing dialogue. Better still, any of the margins can be changed using an easy menu. But you do lose some flexibility. The keys they've chosen may not be the most convenient ones for your typing style. Also, at \$100, this software might be too costly for someone who's just starting out.

Scriptor

Scriptor isn't designed to help during the writing phase of your screenplay. Instead, it takes your completed screenplay, makes intelligent page breaks, adds top and bottom "Continued's" to each page, rennumbers scenes and pages, and gives you the ability to print whole documents, individual pages, or even individual scenes. Completely menu-driven, it's easy to use and is a real timesaver for the busy professional. However,

unless you are doing a heavy volume of work, or don't mind spending what it costs (\$295), you probably don't need it, since most of what it does can also be done manually. Also, although Scriptor is superb for one-camera film shows, it is not set up for dealing with plays or multiple-camera shows like situation comedies.

Doing it yourself

Before you can set up your Kaypro and WordStar for screenplay format, you will need some software that can turn ordinary keys on your keyboard into special function keys. Commercial programs for that purpose

Ideally, you need a method of changing from one margin to another in one or two keystrokes.

include Smartkey, Pro-key, and XtraKey; there are also several public-domain offerings, including Quik-key, QK21, and Kstrokes, available for free on many RBBSS. The installation below is based on Smartkey because that's what I use.

I've placed the five most-used screenplay commands in a cluster where they can all be reached with the right little finger. Once you've memorized them, you'll find you can move like lightning as you type.

Other commands are scattered over little-used keys on the keyboard, as well as the 16 keys of the keypad. The following are WordStar command strings that you'll enter. Using the directions for the key defining software of your choice, enter these command strings *exactly*, including any spaces indicated.

Key	Command String	Function
=	^L^O L1 ^M ^A ^O R61 ^M ^M ^M ^M ^M ^M	start new scene
[^M ^M ^M ^M ^L O L1 ^M ^A ^O R61 ^M	start new description
]	^M ^M ^M ^M ^L O L11 ^M ^A ^O R47	
	^M ^M ^M ^M ^M ^M	write character name
{	^L O L1 ^M ^A ^O R61 ^M	description margins
}	^L O L11 ^M ^A ^O R47 ^M	dialogue margins

The following two keys get your editing session started. You'll always press them first to set up the format of your screenplay.

Key	Command String	Function
<	.MT4^M.MB5^M .OP^M.PO17^M	formats page
>	^OH^M^LOJ^M^JH0	resets WS defaults

(Commands should be on one line. We have wrapped some command lines for typesetting. Also note that `l` is the capital letter “l,” not a one.—Ed.)

The next command is used only once, on the first line of your second page.

Key	Command String	Function
~	^OL1^M^OR61^M.PN2^M .^HE^I^I^I^I^I^I^I^I^I^I ^I^I^I^I#. ^M.OP^M	deletes page number at bottom of page and places it at top, starting on page two.

You can easily type any screenplay using just the keys I've indicated above. However, why not utilize your keypad's 16 keys as dedicated function keys as well?

First, consult your Kaypro manual for instructions on using the CONFIG program. If you're using Smartkey, you'll want to first redefine your keypad keys so your system can distinguish them from the keys across the top row of your keyboard (e.g., redefine the keypad's 1 key to .1, 2 to .2 and so on).

Once you've redefined the keypad there are many different commands you'll find useful. The following are some I use on my keypad.

Key	Command String	Function
7	^M^OL20^M^OR40^M(left parenthesis
8	^OL11^M^OR47^M)^M	right parenthesis
9	(v.o.) ^M	voice over
-	(o.s.) ^M	off stage
4	EXT.	exterior
5	INT.	interior
6	- DAY^M^M	- DAY
,	- NIGHT^M^M	- NIGHT
ENTER	^K^S^Q^P	save file & resume

Redefining the keypad's number 1 key to be OL1^M OR61^MM^I CONTINUED:^MCONT- INUED: places the word "CONTINUED:" on the last line of the page and at the top of the next page.

Conclusion

Mechanics can get in the way of the creative process in any type of writing, but the intricacies of the screenplay format can make this especially true of screenwriting. Yet conformance to the proper structure is vitally important and the hallmark of professionalism. Anything that makes producing a polished piece of work easier is no luxury.

My method of writing screenplays in WordStar works well for me. Try it, then experiment and find the key placements and command strings that are most useful for you.

Following on the next page is a list of resources helpful to budding screenwriters.

Michael Scheff is a professional screenwriter. He was the co-author of Airport '77 and the TV movie Topper, and has written episodes of Hart To Hart, Moonlighting, Hotel, and Murder, She Wrote.

SCREENWRITING

Books:

Screensmarts

by Paul Golding
\$16.50

Published by Central Computer Products
860 Central Avenue
Fillmore, CA 93015

(If you want to write screenplays using Perfect Writer, this is the only book that tells you how. It also has an excellent section on WordStar).

Screenwriting Made Easy/WordStar For The Screenwriter

by Michael Brown
Published by New York Zoetrope
80 E. 11th St.
New York, NY 10003
(212) 254-8235

(Another good guide to setting up your computer for screenplays. WordStar only).

Software:

Feature Format Professional
\$99.99

PowerSoft
8511 Washington Blvd
Culver City, CA 90230
(213) 559-3940

Scriptor
\$295
Screenplay Systems
348 East Olive Avenue
Burbank, CA 91504
(818) 843-6557

Smartkey
\$49.95
Software Research Technologies
3757 Wilshire Blvd., Suite 211
Los Angeles, CA 90010
(213) 384-5430 (in California)
1-800-824-5537 (outside California)

Pro-Key
\$129.95
RoseSoft, Inc.
4710 University Way N.E.
Seattle, WA 98105
(206) 524-2350

XtraKey
\$39.95 (for CP/M 2.2 machines)
\$49.95 (customized version with keypad redefinition)
Xpert Software
8865 Pollard Ave.
San Diego, CA 92123

COMPARE & SAVE!

EPSON

LX 80	\$209	ML182P	\$239
RX 80	\$199	ML92P	\$349
FX 80+	\$329	ML93P	\$549
FX 100+	\$489	ML84P	\$649
LQ1500 Par.....	\$949		

OKIDATA

DIABLO

D25API	\$595
--------------	-------

SILVER REED

EXP500P	\$299
EXP550P	\$389
EXP770P	\$699

TOSHIBA

1340P	\$595		
1351P	\$1179	3550P	\$1195

NEC

- Call for latest prices, supplies and accessories available.
- Add \$8 per order for shipping. Please allow 2-3 weeks to clear personal & company checks. All products are new with manufacturer's warranty. Texas residents add 5 1/2% sales tax.

MICRO PRINTER CENTER

VISA

7801 N. Lamar, D-74
Austin, TX 78752

MasterCard

(512) 450-0903

THE ULTIMATE PRINT SPOOLER

AutoSpool/80 T.M.
from Anaheim Software

Now you can **PRINT** while you **EDIT**

- Run virtually any other program while printing
 - Queue up to 65,000 files
 - 62 commands
 - User-customizable configuration with 82 items
- Requires no hardware modification
 - Cancel printing of individual files
 - Specify forms to print on and number of copies
 - Runs on CP/M 2.2 systems
- Requires 10K plus 2K (CCP) and two 1/4K (min) buffers
- Resident interface specs and all file formats included
 - Requires no special installation
 - 30-day money-back guarantee

VISA

\$125

MasterCard

ANAHEIM SOFTWARE
13814 Hawes Street • Whittier, CA 90605
Telephone: (714) 863-9044

Super Sysop

Delighted users don't know he's disabled

by Dick Lutz

On the Gulf coast of Florida, where Clearwater, Tampa and St. Petersburg sit in a sun-washed triangle, there's a Kaypro Users' Group of startling dimensions. It's existed as a body with formal membership for only a year, but in that time it has rocketed to 500 dues-paying members.

Its members have in common not only their Kaypro computers but a shared enthusiasm that draws their loyal involvement from as far away as Chicago, Fort Worth, Tobago, Bimini, Barbados, Saudi Arabia, and Silicon Valley. In fact, only about two dozen members call the Tampa Bay area home.

This is a Kaypro Users' Group with a difference.

The Tampa Bay KUG has never held a meeting. Few of its members have even met another member face to face. Hardly any of them have met the spark plug of the group, a hacker named Steve Sanders.

Sanders will cringe at the word: hacker. But he was a hacker before the word was adopted by Hollywood and the popular press and stuck, like a sticky convention badge, on errant kids who rummage around in private computer systems or start World War III with a handful of casual keystrokes.

Steve Sanders was a hacker when the word identified the cognoscenti . . . when hacker meant guru.

The accident

It wasn't so long ago.

In early 1982, not yet the owner of a Kaypro but the owner of a Yamaha 550 Maxim, Sanders was set upon the path that led to the TBKUG in a split micrograin of time that changed his life. Headed for home after a weekend joyride, the 29-year-old bachelor was cut off by a woman driving a blue Mustang. He was launched on a 40-foot trajectory that landed him, face-down, in a neighbor's front yard.

The Yamaha was totaled, and so was Steve's spinal column.

He remembers his first words, spoken as an ambulance crew gathered to ponder how to move him: "Oh, God, I'm still alive."

Three days later he awoke for the third or eighth or tenth time from a hospital-induced stupor intended by

his doctors to let his shocked system deal with physical trauma while putting off the inevitable psychological trauma, and gave a flat order to his doctor: No more drugs. The doctor, given little choice, agreed that the patient was apparently able to deal with the reality of his situation.

Reality for Steve Sanders is that, short of a medical miracle allowing microsplicing of a 50,000-wire spinal cable that nature didn't bother to color-code, he will not walk again.

Recovery

Sanders spent the better part of 1982 in hospitals—all the time he needed, he says, to put bitterness behind him and start looking toward what he might do with the rest of his altered life. Once released from daily medical care, he moved in with his older brother, also a bachelor, and began following up on his developing interest in computers.

Before the accident, Steve had been a dedicated workaholic making a good living in South Florida's booming electronic security industry, installing high-tech alarm systems. He'd come into contact with computers through his boss's computerized accounting system that needed occasional maintenance. Drawing on a natural technical bent (he'd dismantled his mother's vacuum cleaner, and reassembled it, at age 11) Steve had just dabbled in software maintenance.

Now, no longer able to do the kind of contortions required to install burglar-proof wiring, and denied an income-producing outlet for his incurable tendency toward overwork, Sanders acquired a Kaypro 2 and began learning all he could about what it could do.

"I wanted a Volkswagen of a computer," Steve says, "one that could take me anywhere I wanted to go without the sticker shock of a Cadillac."

One of the things he found it could do was talk to other computers. He spent weeks trying to locate a copy of **BYE**, the public domain software that acts as a




PHOTO BY JAMES REED

system attendant waiting for incoming calls, that would run on a Kaypro. But the Kaypro configuration doesn't lend itself to BYE's memory positioning requirements, and it was a frustrating search. When he finally discovered a system running on a Kaypro, he annoyed its owner until he had a copy of the software in hand.

Bulletin board launched

That launched the Tampa Bay Bandit Board, now known more sedately as the Data Com Network. But Sanders wasn't satisfied with the ordinary activity of the run-of-the-mill bulletin board. He began collecting public domain software and adapting it for the Kaypro. Soon he had a fast-growing audience of Kaypro owners clamoring for the latest programs, and the all-electronic Tampa Bay Kaypro Users' Group was born.

Sanders feels, in fact, that the key to his success has been his clear identification with Kaypro machines. "I wouldn't be doing this—it wouldn't have grown so far—without a focus on one line of computers," he says. "Because of that, the system is known among a loyal group of people, and the word gets around."

Before long, Sanders found that to serve the system's serious users, he had to exclude the "twit set": kids who grab Dad's Apple when they get home from school and start dialing RBBS numbers until they find a system they can get into.

This led to an initial yearly membership fee of \$25, now \$30. "The fee is more of a filter than anything else," Steve says, though these fees, together with a small override on software sales, allowed him to expand the system. Within a short time, he had a Kaypro 10 on line, then another 10, and now he's working toward bringing up a third unit capable of simultaneously handling multiple callers who share access to a hard disk.

The \$30 a year is a bargain in anybody's flea market of online services, even if the only consideration is the exclusivity that keeps the TBKUG lines from being tied up by adolescents at play. Activity on the system is heavy enough that Sanders has found it necessary to impose some limits: One hour a day, three hours a week, and one hour maximum between Friday afternoon and Monday morning when long distance rates are low.

That's led to another category of membership: VIP status, at \$100 a year, comes without time limits. But Sanders provides his VIPs with monthly software updates by mail, saving long distance costs and tedious modem transfer time. And since members pay \$8 each for such disks, VIP membership turns out to be a real steal: The disks alone would cost \$96 a year.

Subscriber response

Subscribers respond warmly to the quality of service they get from Steve and his system. Marc Chevalier, deputy superintendent of New York State's Elmira Correctional Facility, is a standard \$30-a-year member at home, but at work he's taken out a VIP membership.

"It's easily the best board I use," says Chevalier. "Steve is very meticulous, and he responds readily to feedback. He passes the word around or pulls software off the system if it needs more work." Chevalier feels it's reassuring to know that the people who are contacting the TBKUG systems are serious users interested in maintaining the quality of the software being exchanged—and that many are interested in uploading as well as downloading.

Sanders feels good about that, too. "I used to run up quite a long distance bill calling other systems to find the latest in software," he says. "But now there are so many members across the country that they act like a squad of bloodhounds, running down the best stuff and uploading it." He says it's not unusual for a member to run up an hour of long distance time sending in the assembly-language file and documentation on a new piece of public domain software, and he's not surprised when a weekend brings a megabyte of software to be evaluated. (System timers stop during uploads.)

"Someone who just bought his Kaypro yesterday can get as much out of the board as someone who is already well-versed in the Kaypro and software available for it," adds Deputy Superintendent Chevalier.

"Steve's relationship with the other good boards is very important, too," says Chevalier. "He really brings all their things into one place, so that saves a lot of time and money spent calling around."

Another enthusiastic user is Dr. Dudley Fort, who

The Yamaha was totaled, and so was Steve's spinal column.

bought Steve's system software and ran his own system for a while, providing an electronic meeting ground for physicians. "It takes a lot of time to do it right," says Fort. "I had to stop."

The doctor, who became a programmer when he just couldn't find the practice management software he needed, praises the Turbo Pascal section of the TBKUG system—and Steve Sanders for keeping very much on top of the public domain software situation. "Any time you call him—any software you want to know about—he's already tested it extensively and knows about it."

Services, plans and a new enthusiasm

Despite the bargain nature of the \$30 yearly TBKUG membership fee, Sanders is not at all unaware that a population of 500 users works out to a gross of some \$15,000 a year. While he's plowed all the income back into the system so far, he expects to make a transition sometime during 1985 to earning a living through a

(continued on page 72)

The Kaypro 286i

A closer look at microcomputing's first IBM AT-compatible

by Tom Enright

This article builds on our May 1985 piece "Kaypro's 286i: the Industry's First IBM AT-Compatible."

Also, as we go to press, Kaypro has just announced that it will also offer a slimmed down version of the \$4,550 286i described below. According to preliminary specifications, this version will offer all the features of an IBM PC AT Base Model, but will retail for \$2,995. Compared to the enhanced 286i detailed below, this stripped 286i will have only GW-BASIC software and will lack the second 1.2 MB floppy drive, the I/O card, and the video card. We reiterate, however, that these specifications are preliminary and subject to change.—Ed.

What is the Kaypro 286i, and why the sudden change in model designations? Well, the 286i, an IBM AT clone, is Kaypro's latest entry in the IBM wars. The model designation, 286i, is shorthand for the processor chip, an Intel 80286, and the "i" means "improved."

Kaypro's 286i is the first IBM AT work-alike on the market (though other AT clones have just been released). As IBM is having some highly publicized trouble with its AT, the 286i could prove popular.

Appearance

In a departure from traditional Kaypro portability, the 286i is strictly a desktop computer, with a separate systems cabinet and keyboard. As with IBM's AT, a monitor is not included in the 286i's advertised price (\$4,550). Kaypro does, however, offer an excellent Mitsubishi RGB monitor for \$550.

Kaypro's 286i looks much like an IBM AT, except that it's slate gray instead of beige. The only other visible difference is that the ventilation slots are slanted instead of straight up and down.

The metal systems cabinet is 21 1/4 inches wide by 17 inches deep by 6 3/8 inches high and weighs 38 pounds. The keyboard is totally separate and plugs into the back of the cabinet. This machine makes no

pretensions of portability; there are no handles or keyboard latches.

The separate keyboard is one that should have been included on the Kaypro 16. It has a standard Selectric layout and a slightly stiffer feel and shorter key travel than the one on the IBM AT. This is a good keyboard and is pleasant to use.

The main board

The system enclosure houses a main board, eight plug-in card slots, two 1.2-megabyte floppy drives, a power supply, and space for a hard disk.

The main board contains the 80286 processor, 512K of RAM on two 256K chips (unlike IBM's 256K on four "piggy-backed" 64K chips), a real-time clock, and an empty spot to plug in an 80287 math co-processor. RAM can be expanded to 640K on the main board and to 15 megabytes with additional cards.

Expansion cards

The 286i uses three of its eight expansion slots for a color/graphics card, a multi-function card with a serial and a parallel port, and a disk controller card.

The graphics card contains a parallel printer port and is functionally the same as the card used in the IBM AT. In fact, it can be used in an AT with no problems. The slot for the video card will also support a monochrome card or any other video card that works in a PC.

Since standard PC expansion cards won't fit in the remaining 286i slots, users should make sure they get expansion cards that are designed for, or compatible with, the IBM AT.

A second parallel port and a serial port are found on the multi-function card. The serial port plug, a nine-pin male connector, is the same one used on the IBM AT. Kaypro chose to use this connector because IBM is using it. Why IBM chose a nine-pin male connector is a mystery—it means regular IBM PC serial cables won't work. You have to have special AT serial cables. Not only are the connectors a different gender, the pin-out is different from the standard PC.



286i with RGB color monitor

The keyboard – a light touch and Selectric layout



The disk controller card occupies the last slot, closest to the disk drives. Like the IBM controller card, Kaypro's card has both floppy and hard disk controller chips already on the card. Therefore, to upgrade the computer with a hard disk, you don't need to buy a hard disk controller. All you need is one of the hard disk upgrade kits being advertised for the AT.

Disks and drives

The 286i comes with two 1.2-megabyte floppy drives—for diskettes formatted with 15 sectors per track and 96 tracks per inch. (No hard disk is currently offered by Kaypro.) This is somewhat higher density than regular quad-density, so owners should buy Dysan #802914 or the equivalent. These are premium quad-density disks that will handle the denser storage.

Disks for the 286i—and AT—should be rated at 600 Orstead rather than the 300 Orstead of standard quad-density. Orstead is a measure of how strong a magnetic field must be to alter the media. The stronger the field required to write to a diskette, the more densely you can pack information on it.

Bundled software

At this time the Kaypro 286i comes bundled with WordStar 3.31p plus MailMerge, InfoStar, CalcStar, and GW-BASIC. WordStar 3.31p is very nearly the same one that most of you are familiar with. It's the same WordStar that is bundled on the Kaypro 16, the standard PC-DOS version. There are only three differences from the CP/M version. First is a provision for a telecommunications overlay called TeleMerge. Second is a provision, in WINSTALL, to play around with foreground and background colors for text and menus. Third, also through WINSTALL, is the ability to assign command strings to the function keys at the left of the keyboard.

InfoStar is a database management package that consists of DataStar, ReportStar and StarBurst. DataStar and ReportStar make up a powerful database management system. StarBurst is a systems management utility that you use to build a set of menus. These

menus, like Kaypro's Master Menu, allow operators to use the system with minimal training.

CalcStar is MicroPro's spreadsheet program. While not as powerful as Lotus 1-2-3 or some of the other integrated packages, it shares its command structure with WordStar and the InfoStar package. This means that if you know the WordStar commands, you've already learned most of the commands for CalcStar.

GW-BASIC is the generic version of IBM's BASIC-A. Since BASIC-A depends on the ROM BASIC that comes with IBM computers, clones have to find another way—IBM doesn't take kindly to anyone copying its ROM. Microsoft's GW-BASIC does in software what BASIC-A does with ROM calls.

The operating system

The 286i uses the same operating system as the IBM AT—PC-DOS 3.0. As with the AT, however, the 286i does not come with that operating system. You have to purchase it separately from an IBM dealer. The reason? In a regular IBM PC the operating system is PC-DOS 2.1, and Microsoft sells a generic version called MS-DOS 2.1. Unfortunately, there is no generic version of PC-DOS 3.0. The only way to get the operating system is to buy it from an IBM dealer for \$65—not an ideal situation, but it isn't really Kaypro's fault. (The good news is that your operating system could not be more IBM-compatible—right down to the letter of IBM's accompanying documentation.)

PC-DOS 3.0 has several improved commands and a few more new ones, compared to MS-DOS/PC-DOS 2.1. Most of them deal with the different classes of disk drives or country-specific parameters.

The FORMAT command has several options, so you can format diskettes for PC-DOS 1.x, 2.x or 3.0 (IBM changed the diskette format for each of them). The default is to format the 1.2-megabyte diskettes. Options for transferring the system and specifying a volume label are the same as under MS-DOS 2.1.

NEW SHEEPSHEAD DRIVE TEST KIT!

Now anyone can test and verify all vital floppy drive alignment tests without prior training! Our new drive test kit features the famous Dysan DDD™, our easy to read user guide, and drive test program disk for all models of the Kaypro 2, 4 or 10. We also include a MEMORY test and a CRT test to help keep your Kaypro in top shape.

- No additional equipment needed, full software control.
- Speed, Radial, Azimuth, Index and other tests.
- Includes Dysan DSDD DDD™ alignment standard.
- Works on all makes of floppy drives, both 48 and new 96 TPI.
- Reliable operation even on Kaypros with modified 5 MHZ CPU.
- New low price only \$99. All programs now on one disk.
- Call now our toll free phone, charge on your MC or visa.
- Don't buy a "sheep" imitation, order direct from:

SHEEPSHEAD SOFTWARE
P.O. BOX 486
BOONVILLE, CA 95415

USA TOLL FREE (800) 654-9275
CA & AK (707) 463-1833

ENHANCE WordStar with

P-r-o-p-o-r-t-i-o-n-a-l Spacing on WordStar

You are reading text printed by WordStar in proportional spacing, providing a professional, easy to read, typeset appearance, direct from the print command on any version of WordStar. Also print two or more columns on a page, underline spaces between words, and much more. Works with most letter quality printers (Diablo, Qume, NEC, Juki, Brother, C. Itoh, Silver Reed, others).

"The best and least expensive method of dramatically improving the appearance of any WordStar text" - LIST

We let you edit and print at the same time! ProportionalStar (CP/M, MS/PC-DOS) *automatically* modifies WordStar. \$75, including manual. Manual only (100 pages - with full details for implementing PS using Install) \$22.50. No technical skill is needed. Text can be right justified. Printer does *not* require PS logic. Add \$2.50 shipping per order. NYS add tax.

Okay! My check is enclosed for \$_____ (or charge my VISA/MC acct # _____ exp _____/_____).

Writing Consultants

Suite 104, 11 Creek Bend Drive • Fairport, NY 14450
1-800-828-6293 (in NYS 1-716-377-0130)
phones open 24 hours • dealers please call or write

286i

A new feature of PC-DOS 3.0 is the ability to set the keyboard, character set, time/date format, currency symbol, and decimal separator for one of five other countries entirely in software. Some countries use a comma where we would use a decimal point. The other countries supported are the United Kingdom (England), Germany, France, Italy, and Spain.

You can set the defaults for another country with the SETUP program. This program sets these options into a bank of CMOS RAM that has a battery backup. That way the defaults stay effective after the machine is turned off. During the power-up sequence, the operating system checks this CMOS RAM to see what country you chose as standard.

If you want to make the change temporarily, the same thing can be done two other ways—either with a series of programs to reconfigure the keyboard for different countries or with a program called SELECT. If you choose the keyboard programs, you run the one for the country you want. The SELECT program offers two options that reconfigure the keyboard and select the date/time format for a given country.

Another improvement over PC-DOS 2.1 is a program that lets you change the volume label on a diskette. Under PC-DOS 2.1 you could only specify the volume label for a disk when you formatted it. Of course, several public domain programs are available that allow you to change it. Now, under PC-DOS 3.0, IBM includes a program to change the volume label.

Speed comparisons

Both the 286i and the IBM AT run at 6 MHz, rather than the 4.77 MHz of IBM's PC. Add to that the increased throughput due to the 286i's true 16-bit processor, and the result? Kaypro's 286i is a considerably faster machine than the Kaypro 16 and the IBM PC.

To see how much faster, benchmarks were run under controlled tests on a Kaypro 4'84 under CP/M 2.2F, a Kaypro 16, a Kaypro 286i, an IBM PC XT, and an IBM AT. The CP/M machine was included to give more of our readers a point of reference for the times recorded.

The benchmark programs were written with Turbo Pascal 2.0. Turbo was preferred because of the fast code it compiles and its portability. This portability allowed much better control of the comparisons, since the same code was run on each machine. (The only exception to this was that a slightly different clock access coding was required for the Kaypro 4.)

Areas tested were screen I/O, disk I/O, and memory manipulations. Two separate tests were used for testing RAM calculations: a shell sort routine and the "Sieve of Eratosthenes."

The Sieve of Eratosthenes is a benchmark routine that calculates the prime numbers between 1 and 8,190. The range of numbers doesn't have any particular significance—it's merely an arbitrary range adopted to provide some comparative standard. Our test reflects the time required for 100 iterations of the test.

The shell sort sorts a 5,000-element real-number array. In each case the array was submitted to the sort routine with numbers in precisely the reverse order of the final sorted state. This worst-case situation gave a good indication of processor efficiency.

The disk I/O test records the time required to write 3,000 82-byte records to a disk file. Each test wrote the file to an otherwise empty disk.

To test screen I/O, the time required to write 23 75-column lines, erase the screen, and repeat the procedure 100 times was measured.

The average times for ten trials per test appear in the accompanying chart.

Comparative Benchmarks for Selected IBM and Kaypro Microcomputers

	Shell sort: (5000 element real-number array.)	Sieve of Eratosthenes: (100 iterations.)	Disk I/O: (3000, 82 byte records.)	Screen I/O: (100 iterations of 23, 75 column lines.)
Kaypro 4	0:34.35	3:49.90	3:58.43	1:52.60
Kaypro 16	0:41.31	2:34.52	1:50.68	5:02.15
IBM PC XT	0:41.18	2:34.12	3:26.88	4:07.17
Kaypro 286i	0:17.34	0:55.30	1:29.68	2:26.98
IBM PC AT	0:17.53	0:54.92	1:30.53	2:10.21

Conclusions

The table does reveal the expected higher speeds for the

AT and 286i. Both machines cut the IBM XT's shell sort time by 58 percent, and reduced its Sieve time by 64 percent.

The only surprising results were the screen I/O times for the Kaypro 4'84 and disk I/O times for the Kaypro 16. The 4'84 had the best screen I/O time of the bunch. And the Kaypro 16 was significantly faster in disk I/O than the IBM PC. Otherwise the results were just about as expected.

The Kaypro 286i and IBM AT are both very nice machines—expensive, but nice. Also, both the IBM and Kaypro have keyboards with Selectric (normal typewriter) layout. The Kaypro 286i has a lighter feel, similar to other Kaypro keyboards.

In performance, the two machines are neck and neck—there's not enough difference to really matter. The price/performance ratio tips in favor of the Kaypro when standard hardware features and bundled software are considered.

Unfortunately, the price puts this computer out of reach for most of us. It is targeted at the demanding business user or software development market.

The bottom line, however, is that the Kaypro 286i is one heck of a nice machine if you need that much performance. IBM, watch out. ☐

Reach Your Customers!

E-Z MAIL ... MAILING LIST MAGIC ...

You have worked hard to make your valuable products/services available to your customers. But they are probably going somewhere else and getting something they really don't want. Because when they need something, they remember someone else's advertising. Unfair? You bet!

Other businesses are paying a great deal of money to influence YOUR customers. It costs them a lot because their mailing lists are unorganized and out of date. You can surpass their efforts with your computer and **E-Z Mail**, the mailing list system that does everything for you.

E-Z Mail makes your mailing lists a snap!

Unlike the generic "data base" systems, **E-Z Mail** requires no programming. And you don't need to memorize commands either. They are listed on the screen and you just pick the one you want.

E-Z Mail opens new doors to your advertising. Imagine your computer printing mailing labels for a select sub-group of your clients. This can save you

time and money. And the convenience of having your list alphabetized by company name or ZIP CODE. Or anything else. **E-Z Mail** does it all.

So why not get the job done right? Let E-Z Mail do it!

Ask for **E-Z Mail** at your local computer store. Suggested retail price is \$125.

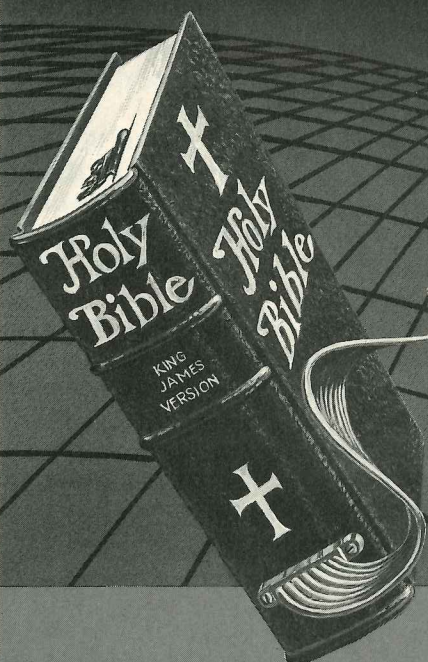
To order direct: send \$125, shipping is included. CA residents add 6% sales tax. Be sure to mention which computer you have. Phone orders (MC/Visa) accepted. A demo is available.



Practical Business Software

3377 Solano Ave., Suite 307, Napa, CA 94558 (707) 253-8432

New dimensions in Bible study.



THE WORD
processor
the complete KJV Bible on
disks \$199.95 *
TOPICS
an index to over 200 Scripture
subjects \$49.95 *
* plus \$3 postage/handling
plus sales tax in Texas.

Requires APPLE II+, IBM PC
and compatibles, TRS80,
CP/M 2.2 (Z-80), KAYPRO,
OSBORNE, COMMODORE 64,
Z-100.

For information contact:
Bible Research Systems
2013 Wells Branch Parkway, Suite 304
Austin, Texas 78728
(512) 251-7541
"Software for personal Bible study."

αβγδεζηθικλμνξοπρστυφχψωΓΔΘΛΞΠΣΤΦΨΩΘ◻◻▲≤≥▽°†‡

CHARTECH turns **WORDSTAR™** into a great
TECHNICAL WORD PROCESSOR

$$\Lambda = \sum [\Gamma_{\alpha\beta} + \Omega_{\gamma\nu}] \quad \tau = \int_a^b dx \, \Theta_{nn} \cdot \phi(x) \frac{\partial \Psi}{\partial x}$$

CHARTECH software (\$95 for Kaypros™) allows you to print 94 special characters on most dot-matrix printers and some daisys, design your own characters, and fully control your **PRINTER**. With our ROM (\$40), special characters are displayed on screen of Kaypros with graphics. This entire ad was created with **CHARTECH**. **CHARTECH** is used at top government and private agencies and universities.

Order Now! We Accept Visa and Master Charge! Call: (503) 484-0520. Ask about our new **FOREIGN LANGUAGE** products. **CHARTECH** runs on most systems that run WordStar.

TECHWARE

P. O. Box 10545, Eugene, OR 97440

ΔΘΛΞΠΣΤΦΨΩ× ∫ √ ≤ ≥ ▽ ° † ‡ [] → ∇ ∠ \ / ½ - ± ¼ » « ≡ ≈

SUPER SYSOP (continued from page 67)

combination of related activities: Operating the electronic users' group, duplicating public domain software at \$8.00 per disk, and marketing his K-NET84 RCP/M software.

He's enthusiastic about that. "It'll take me off disability payments," he says, "and next to providing a valuable service to the members, I want nothing more than to be off disability payments."

At age 32, now three and a half years away from that moment that changed his life, Steve Sanders has turned an investment in a Kaypro into a valuable service, a plan, and a new enthusiasm. □

Membership information

TBKUG membership is \$30 a year, \$100/year VIP, \$250 lifetime. Anyone—with or without Kaypro—can join by sending a check to:

Steve Sanders
Data Com Network
14 Cypress Drive
Palm Harbor FL 33563

In response, Sanders provides an ID number that allows modem access to the TBKUG system, as well as the right to order from the system's collection of public domain software by mail.

Dick Lutz, a broadcast journalist for more than 20 years, is now a freelance writer and independent consultant in New York City.



"One more remark about how slowly I type and I'll format your bone-inventory diskette!!!"

A Remote CP/M System on Your Kaypro?

One collateral effect of Steve Sanders' operation of the Tampa Bay "electronic KUG" has been the constant debugging and rewriting of the software he wrote for the purpose, which he calls K-NET84. Written in CBASIC in modular form, the program runs on all Kaypro models and sits on a phone line waiting for users to call in and identify themselves.

While the software has a standard "bulletin board" capability for message exchange, it's primarily intended as a remote CP/M system. The key difference, to Sanders, is seriousness of user intent. In an RCP/M system, the caller can drop out of "bulletin board" mode and, with some limitations necessary for system integrity, operate the host computer as though present at its keyboard.

Using special programs, the distant user can transfer files either way, thus making the system ideal as a repository for programs and text of common interest.

Sanders has sold some 20 copies for use on publicly accessible systems and several more for systems dedicated to specialties like anesthesiology, law, music, and printing. They're all over the United States, including Honolulu, Anchorage, Chicago, Denver and Missoula, Montana.

Sanders sells the software at \$349 a copy and supports it with his virtually constant availability by telephone. □

STOCKCHIP

OWN STOCK?? PLAN TO OWN STOCK?? OWN UTILITY SHARES??



NOW from Stanton Software . . .
A COMPLETE, PRECISE and EASY TO USE portfolio management program. RECORD and FILE ALL transactions . . . SCRUTINIZE a single STOCK or ANALYZE your entire PORTFOLIO!

Do all of this and MUCH, MUCH MORE with complete confidence because STOCKCHIP is *QUALITY!!!*

Reasonably priced at \$149, coupled with potential tax benefits . . . STOCKCHIP will *EARN* its place in your software library.

TO ORDER call (314) 576-7482 or write to:

STANTON SOFTWARE BOX 28762 St. Louis, Missouri 63146

MASTER CARD*VISA* MONEY ORDER* **SATISFACTION GUARANTEED**



FINANCIAL FILER CHECK/LEDGER \$69.95 Track expenses for budgets and taxes and balance your checkbooks. Menu driven, fast, powerful, and a pleasure to use.

- Up to 99 Expense Categories, 9 Bank Accounts/Credit Cards per file, 25 Cash Codes.
- Full range of editing features to make entries fast and easy.
- Check Register, Clear Checks, Running Balance/Bank Balance, Category totals, much more.
- Unique Search program finds and totals items you've never had time to look at before.
- Built in tape printing calculator.

PROMAILER \$69.95 A mailing system easy enough for a Christmas Card list, and powerful enough for a small business.

- Unlimited searching choices in any part of entry with no set up required.
- Sorts in order alphabetically, by zip, state, address.
- Prints 1 or 3 across labels, lists, and envelopes.

PROMAIL III 99.95 The built in Type II program and Form Letter function combine to make this a mailing system you won't outgrow.

- Print any size label or envelope as well as letter headings, form letters, etc.
- Fill in pre-printed forms with ease.

TYPE-WRITE \$44.50 The solution for the typing jobs "word processors" can't handle and with a built in tape printing calculator.

- Forms, letters, envelopes, are easy with Type-Write's full range of editing functions.
- Line justify, word wrap, line center, flush right, adjustable margins, printer codes.

TYPE-WRITE II \$59.95 The addition of a Form Letter Function makes this Type program handle the toughest jobs. Print letter headings, form letters, even fill out pre-printed forms automatically. A great time saver.

PRINTER CHARACTER SET \$44.50 Ten new print styles for your dot matrix printer without giving up the features you're used to. Very easy to use.

- Italics, Script, Small, Correspondence, Brush, Roman and Gothic variations.
- Menu selections include style, pitch, line spacing, with the push of a key.
- Russian, Greek, Hebrew and Scientific available (\$20.00) each.*

CHARACTER DESIGN KIT \$59.95 Design your own printer characters on your computer screen. Perfect for special print styles, foreign languages, graphic characters, etc.

- Includes Roman, Gothic and graphics sets.*

*Okidata (R) 92, 93, 2410, [Gemini 10X, 15X, Delta, Radix (R)], Epson, FX-80, FX-100.

Please specify printer brand and model.

Kaypro (R) / PC compatibles. Add \$2.00 shipping.

Indiana orders add 5% tax. MC/VISA Program updates at minimal cost.

Call or write for more information (no collect calls).

WOODSMITH SOFTWARE

Rt. 3, Box 550A — Nashville, IN 47448 — (812)988-2137

TRADEMARKS—Okidata (Okidata Corp.) Star Micronics, Inc. Kaypro (Kaypro Corp.)

NEWWORD®

VERSION 2

\$100!

HERE ARE SOME OF THE FEATURES YOU GET:

- 30 day money back guarantee
- WordStar/MailMerge compatible — file, keystroke, command
- Mergeprint is standard — including conditionals (if, then, else)
- Displays underline, bold, & inverse on the screen*
- Unerase — delete a line by accident? Unerase it!
- Works from any user area
- Microjustified printing on dot-matrix printers

VISIT OR CALL YOUR KAYPRO DEALER TODAY

or

ORDER NOW!

(800) 932-2526 • (415) 932-2526 (CA only)

OR SEND CHECK OR MONEY ORDER TO:

Newstar Software, Inc.
1601 Oak Park Blvd.
Pleasant Hill, CA 94523

- send \$100 for Newword
- \$3.00 shipping & handling
- CA residents add sales tax
- VISA/MC accepted

*not supported on '83 or earlier Models 2 & 4
offer applies to Kaypro CP/M™ versions only
Newword, CP/M, WordStar, MailMerge are trademarks of
Newstar Software, Digital Research, and MicroPro



"Can you get into my company's computer and erase those times I was late?"

CHUCK ATKINSON makes money and inventory management easy
with new **QUICK CHECK PLUS®** and **QUICK REGISTER®**



...the greatest
programs on earth
for small businesses
and professional
people!

*"It is fabulous...
the best software I've ever had."*

Dr. George Yama,
Pulaski, Virginia

New

QUICK CHECK PLUS (QC+)

This program makes money management easy, even for those without accounting or computer experience. It includes book-keeping, checking, accounts payable and accounts receivable. It will show income, expenses, balance, and pay records at the touch of a button. The program loads and runs in a flash.

QUICK CHECK PLUS, \$195.



QUICK REGISTER including RETAIL INVENTORY PROGRAM (RIP)

QUICK REGISTER (POINT OF SALE) turns your computer into a very special cash register. Enter the quantity and item number of each sale, and the computer records the sale, prints the invoice, and adjusts the inventory! RIP lists the inventory several ways instantly. It takes care of inventory control, purchasing, labels, and keeps track of vendors.

QUICK REGISTER with RIP, \$395.

For the name of your nearest dealer, write or call:

CHUCK ATKINSON PROGRAMS

Route 5, Box 277-C • Benbrook, Texas 76126 • (817) 249-0166

Beginner's Luck

by Don and Sharyn Conkey

Readers' letters have long indicated substantial demand for articles targeted at beginning users. We are happy to respond with "Beginners Luck," the first installment of a regular column dedicated expressly to the absolute novice.

Kaypro Technical Support informs us that, elementary as it may appear, this initial column offers extremely important information linked to many machine problems they see daily.—Ed.

Once you've grown comfortable with your Kaypro and you've learned all about the quirks and idiosyncracies of its software, it's natural to treat your system with no more special care than you would give a typewriter. It's easy to forget that your computer is an electromechanical device sensitive to dust, dirt, heat, moisture, mishandling, and power vagueries. Here are ten sure-fire ways to hurt your computer.

1. Smother it

Inadequate ventilation causes heat buildup, which can cause computer chips to burn out on the spot or shorten the life of your equipment, resulting in more frequent, unnecessary, and costly repairs.

Vents need air. There must be adequate space around them—an inch or more—for air to circulate freely, cooling the equipment. Be especially careful that all equipment that is turned on is breathing, even if it is not being used. If power to all equipment is turned on by a master switch, make sure that all dust covers are removed.

2. Plug it directly into an ordinary wall socket

Power surges, spikes, and line noise

account for 70-90 percent of all personal computer malfunctions. They can result in loss of data or programs from memory or disk and can damage the chips. You can protect yourself from power variations with a surge suppressor. The cost ranges from \$30 to \$150, depending on the level of protection and options you select.

3. Turn it off and on a lot

The greatest stress on electronic equipment occurs during start-up. Frequent on/off cycling of your computer equipment fatigues and stresses the components. If you plan to come back to the computer within 30 minutes or so, leave it on.

4. Paint a permanent picture on your screen


Leaving a static image on the screen for extended periods of time can cause the electron beam that produces the display to permanently etch the display image on the screen. The picture is effectively burned onto the screen.

Turn down the intensity when you're not using the screen. Better yet, use one of the many programs available that blank out the display after a short period of time.

5. Zap it

Static electricity, a high voltage charge, builds up in dry air, causing your body to develop an electrical charge. Touching your computer transfers this charge, applying a high voltage spike to the equipment. This can damage the electronics or the diskettes.

To avoid this problem, spray the area around the computer with anti-static spray. Or ground yourself by making sure your chair and feet both rest on an anti-static mat. In exceptionally dry climates, a humidifier will help.



AN APPLICATION RESOURCE

It's like having a friend to help:

Customize WordStar® for

- Faster screen response
- Optimal printer output
- Custom patches

Get started with Communications

- Transfer files across the country or across the room
- Communication Software on disk with Examples

Connect Equipment

- RS-232 & Handshaking explained
- Cable Connection Examples for over 70 printers

FastFacts Command Reference

- Quick access to commands for common programs

Learn CP/M® Shortcuts

- Commands with examples
- Turn your Kaypro into an electronic typewriter with PIP
- Modify programs with DDT

Understand the great Public Domain Software included on disk

- Catalog and Organize disks
- Time and Date stamp files without a clock
- Writers & Disk Utilities

Programmers Reference

- Software & Hardware Interface points

SLIPCASD KAYPRO COMPANION BOOK AND DISK PACKAGE \$35.00

PLUS WORDSTAR® RECOVERY PROGRAM TO SAVE FILES WHEN DISK IS FULL OR WHEN OTHER SAVE PROBLEMS OCCUR

WSFIX.COM a \$30 value

OPTRONICS TECHNOLOGY

2990 ATLANTIC AVE.
Penfield, NY 14526

716 377-0369

Master Card and Visa Accepted
\$3.00 Postage, NY residents add local tax

ACTIVE TRACE

"Software that lives up to its promises. When a Basic program doesn't work the way you want it to, this package... will help you track the problem down... Scope is a tool for the beginning, advanced, or professional programmer, and it begins where the cross reference maps leave off."

Howard Glosser, Softalk for the IBM Personal Computer
July '84, pp 120-121

"Extremely useful program... Anyone doing much programming in Basic should appreciate Active Trace a lot."

Jerry Pournelle, Byte Magazine
April '83, p 234

"A marvelous Basic programming aid... It's just amazing to watch a program you wrote run under Scope, and debugging becomes if not trivial, then at least doable"

Thomas Bonoma, Microcomputing,
Dec. '83, p 22

"... a really neat utility... designed to untangle even the most convoluted Basic program... The documentation is almost worth the price of the package."

Susan Glinert-Cole, Creative Computing, July '84, p 210

Active Trace will lead you through your program letting you know variable values (all variables or just those you specify) as they change. Your program's internal activity is presented on your screen, or printer, or it can be saved on disk. **It's simple, effective and works with the BASIC you already own.**

Active Trace \$79.95
Includes Scope, XREF mapping and documentation

Active Trace is available for most **MS-DOS** and **CPM 2.2** systems and supports the special features of Brand specific versions of Microsoft Basic such as **Basica** on the **IBM-PC**.

AWARECO
Active Software

P.O. Box 695 Gualala, CA 95445
(707) 884-4019
800-358-9120(US) 800-862-4948(CA)

Active trace, Active software, and Scope are trademarks of AWARECO—CPM is a trademark of Digital Research—MS-DOS and Microsoft are trademarks of Microsoft Corporation—IBM-PC is a trademark of IBM Corp.

Beginner's Luck

6. Get it dirty

Dirt, dust, grease, and smoke creep in through the air vents, blanketing the components and virtually suffocating the equipment, causing it to operate at a higher temperature. These thermal stresses shorten the life of the equipment.

Contaminants also damage floppy disks. One speck of dust, for example, is 1,000 microns wide (one-thousandth of an inch); it takes but a 20-micron bit of dust to cause a read error on the disk.

Keep your equipment and work area clean and free of contaminants. Use lint-free cloths; consider a small air purifier if the computer is operated in a smoky environment. Periodically remove the computer's cover and check to see that dust is not accumulating on the circuit boards. If you do not know your way around your machine's delicate circuitry and its extremely high voltages, then have only an experienced repair person clean it.

7. Get it wet

Moisture, whether it be from a humid climate, spills, zealous cleaning, or from the condensation formed by carrying equipment from a cold environment into a warmer one, can short-circuit the equipment if it is turned on before it dries out. Also, floppy disks may operate erratically.

If any part of your equipment gets wet, turn it off immediately, carefully dry what you can reach with a lint-free cloth, remove the covers and let it air-dry. The computer must be *completely* dry before you turn it back on.

8. Be careless around it

Stray paper clips, staples, and kids endanger the health and welfare of your equipment. Computers may be "personal," but they are sensitive electronic devices.

9. Jar it

Careless moving or storing, or operating your equipment in unstable or precarious positions, can cause permanent damage.

When moving your equipment, use the cardboard protectors in floppy disk drives to secure the read/write heads. To avoid scratching the surface of a hard disk, position the disk head over the track designated for moving. (This is done automatically on the Kaypro 10.) If the move is for any distance, use some protective packaging to cushion the equipment for the trip.

10. Install it improperly

Dan Wager of Mountain Computer, a manufacturer of disk drives, estimates that 75 percent of hard disk repairs are caused by improper installation of the controller card. Other components are equally important. A cable that is twisted or crushed can break a connector or create a short. Internal damage (in a signal cable, for example) can be hard to isolate and can result in costly repairs. Circuit boards are easily flexed and therefore susceptible to hairline fractures and/or cracks if handled roughly.

Whether it's your initial installation or an upgrade, follow all instructions carefully. Pay special attention to information about handling static-sensitive devices. *Never* install equipment with power turned on. Finally, if you do not know what you're doing, then seek the service of someone who does. □

Don and Sharyn Conkey have a combined total of 17 years of computer experience, ranging from programming through education and sales. They have written for a variety of magazines and are working on a book about using online databases in business.

FREE

With
Your Order For
Any 2 Or More Items On
These next 3 Pages Get a

Giant 12 Foot Coiled Extension Cord for Your Kaypro keyboard

Send for your free cord today.
Enjoy that detachable keyboard.
One Free Cord Per Customer

Regarding this coiled retractable cord: Don't be fooled by cheap imitations. This cord has been specially manufactured to match the unique electrical requirements of the Kaypro computer and meets demanding Kaypro-like specs. It is guaranteed to work with every model Kaypro II, IV, and 10. Don't settle for less from copycat advertisers. Other cords will fail and may hurt your system. Order your free cord today.

This free offer applies to any 2 or more separate items. For example, a Kaypro Quality Cover and one template equals 2 items; 2 templates equal 2 items, but a single box of diskettes is one item. We must reserve the right to end this offer. Don't be disappointed, order today. 12 foot cords sold separately at \$12.95 per cord.

● Toll Free ●

Order Desk Only

800-533-8049 USA

800-624-5628 CA

Information Calls

(805) 524-4189

CENTRAL COMPUTER PRODUCTS
330 Central Avenue • Fillmore, CA 93015
© 1985 Central Computer Products

Kaypro is a trademark of the Kaypro Corporation

Enemies of Kaypro®... Spikes, Surges, and Noise

The Kaypro has enemies. But now you can protect it from the mish mash of electrical currents that race through your home or business. Powerful up-surges of current can actually blow out your machine. Less powerful, barely noticeable spikes, surges, and noise can silently degrade your system in time, ruining chips, destroying data, and causing expensive service calls.

The Kaypro manual states, "Line filtering will protect your Kaypro...from power surges or other undesirable occurrences from the power source." Surge protection will help your Kaypro provide years of trouble-free service. Also, if you plan to use your Kaypro to access information by modem, you must have a reliable high frequency noise (EMI/RFI) suppressor to insure against data loss and scrambling.

There are many "toy" surge suppressors on the market. They are smartly colored, but beware. The performance difference is amazing. The best surge and noise suppressors on the market are made by Panamax. Our "Panamax Challenge Certificate" tells all. It is a startling comparison of Panamax quality with 11 other well-known brands. One aspect of this revealing report tells how Panamax responds to and cuts surges in 5 or less pico seconds, while most other suppressors respond at a comparatively slow 5 to 50 nanoseconds!

Check our regular low prices. Try the Panamax of your choice for 15 days. Receive the "Panamax Challenge Certificate" with your purchase. If not completely satisfied with your purchase, return for immediate full refund. Your Kaypro deserves Panamax protection, the best there is. Order today.


Introducing A Classic Form Fitting Kaypro Cover

At last, the classic Kaypro dust cover you'll be proud to own and use. This first rate computer cover is made from a premium, lint free, static free, washable, free breathing, and fade resistant sailcloth. It comes in a rich looking Navy blue or Royal blue, and has a smart contrasting silver gray piping and trim that adds a superior finished look. Made to form fit and protect a Kaypro that is set up and ready to use.

For a limited time only, your price for this factory direct, custom made, sailcloth Quality Cover is \$16.95. When ordering, remember to indicate color preference. This special low price is subject to change. You must be completely satisfied with this cover or we'll refund your money immediately. Order today.

Richly tailored inside and out. Look inside any of our Quality Covers; see the ultimate finishing; we use machines that sew with 3 needles so that no edge will ever unravel or shed lint. We stress perfection because you deserve the best. Compare for long-lasting satisfaction.

Kleertex®



- \$17.95 for one
- \$34 for two
- \$49 for three
- \$62 for four

Learn Software Commands Super, Super Fast

Now Available:
Wordstar/MailMerge
dBase II, CalcStar

Time-saving Kleertex templates are made from a durable, non-glare plastic, and can be put on and lifted off the keyboard instantly. The software commands on Kleertex templates are easy to read and are conveniently arranged in alphabetical order. With a Kleertex template on

your keyboard, software commands are only a glance away, at your fingertips. This makes it easy to learn programs that come with your Kaypro. Stop going back to the book to get a software command. Now you can learn software commands super fast, so you can make better use of your powerful programs. The expertly organized Wordstar/Mailmerge template, for example, gets you into word processing in half the time. A special dBase II template cuts through the learning curve like a knife and gets you programming sooner. Kleertex templates for CalcStar, Perfect Writer/Filer and Perfect Calc get you moving fast on these programs too. Once you try Kleertex templates, you'll wonder how you ever got along without these useful tools. Central's special price for one template is \$17.95. Choose any two templates for \$34 and save. If you like, you may combine purchase of any of these four templates for super savings. Complete satisfaction is guaranteed or money-back. Makes learning software a breeze. Great value. Order today.

MORE ON NEXT PAGE

PANAMAX SURGE SUPPRESSORS

Description	List	Price
2 outlets, D NF	\$ 79.00	\$ 59.00
4 outlets, LC S RB NF	\$ 89.00	\$ 69.00
6 outlets, LC S RB NF	\$ 99.00	\$ 79.00
UltraMax, LC S UA NF	\$149.00	\$ 99.00
TeleMax, D 10L 2PJ NF	\$ 89.00	\$ 69.00

D: Connects direct to grounded wall jack.
LC: Includes 6 foot long heavy duty line cord.
S: Includes illuminated on/off switch.
NF: Includes EMI/RFI noise filter.
RB: Includes reset button.
OL: Includes outlet.
PJ: Includes 2 phone jack receptacles.
UA: Includes under voltage alarm/brown out protection.
All units include the added security of a 4 amp fuse.
Unique Panamax EMI/RFI noise filters provide protection in common and transverse mode. Essential for modern communications, multi-user stations, etc.
All Panamax units are factory guaranteed for 60 months.




Photo:
Panamax
6 outlets LC S RB NF.

"Power line-associated problems are estimated to cause nearly 70 to 90 percent of the malfunctions in the IBM PC."

"Overvoltage can be fatal to both data and hardware alike."
P.C. Magazine, March 1983

Lockable Diskette Defender



Handsome, sturdy, smoke-tinted acrylic tray holds 70 Kaypro-size diskettes. Flip-up lid keeps out dust, debris, and moisture, and locks securely to guard your important work. Comes with 7 dividers that make for easy filing and keep floppies upright to prevent bending, warping, and scratching. Tough metal lock never comes in contact with diskettes because it is enclosed in a plastic housing. Super value at \$23 for one, or \$21 each if you buy 2 or more. Keep prying eyes and sticky fingers away from your important data. Order today.

Cables


Top quality, individually tested 36 pin Centronics-type standard parallel cables for all model Kaypros. These are made to work hard and long. Guaranteed.

5 ft cables ... \$19.95 each
10 ft cables ... \$25.95 each

Top quality, individually tested ribbon modem RS 232C cables designed with reinforced clamps for a sure continuous connection and made especially for your Kaypro. These work every time.

2 ft cables ... \$14.95 each
5 ft cables ... \$16.95 each

Photo: Form fitting Kaypro cover.



Matching sailcloth printer covers are \$14.95 each. Complete list sent with order. New. Special two-piece Kaypro sailcloth cover. Set covers CPU and keyboard. \$19.95 per set.

- Quality tailoring
- Easy care fabrics
- Attractive colors
- Professional appeal

FACTORY DIRECT

SmartKey II Plus Combo

—includes SmartPrint II Plus and Screen Smarts

Everyone's favorite keyboard redefining program is now on sale. Saves you thousands of keystrokes. **SmartKey** does not interfere with the regular function of your keyboard. Once you've tried it, computing will never be the same. Lets you save complex command codes, boilerplate paragraphs, inventory numbers, or whatever, and inject any of them into your work with the stroke of a single key.

Central's super priced **\$45 SmartKey II Plus** combo pak includes a free copy of **SmartPrint II Plus**, a program that greatly enhances the operation of dot matrix printers, and a free copy of Paul Golding's \$15.95 book, **Screen Smarts, The Computer Tamer's Guide**. This book tells how you can use SmartKey to turn your computer into a supercharged mean machine. Save time and money. Order today to get this hard hitting \$115 software & book combo for only \$45.

Text Filing Machine

Turn your Kaypro in to a powerful text filing machine. **SuperFile** is a textual matter database manager unlike any other. It puts you in control of your information. It allows you to easily store and retrieve notes, letters, random thoughts, contracts, depositions, invoices, new product information, sales reports, reference articles, scripts, abstracts, bibliographies, customer profiles, and much more. **SuperFile** accepts as many as 65,000 entries per database; allows 512,000 keystrokes per record, each of which can have up to 250 keywords; and indexes information you've stored on as many as 255 diskettes per database. Powerful.

Input for a **SuperFile** database comes from your word processor, so you can easily include information you already have into a database without having to re-key it. No fancy fields to define. This is a completely free-form database system. No programming language to learn. There's nothing difficult here. You can be up and running within minutes. **SuperFile** uses logical searching procedures to find your information fast. Save yourself the time and effort of filing and cross-filing information by hand or in overly structured data fields. **SuperFile** lists at \$195. Central's price is \$145. Order today.

Stop Tearing Up Your Disk Drives

If you're using your Kaypro as a printer buffer instead of a computer, you may be tearing up your disk drives. Disk drives are mechanical devices, they are often the first parts of a computer to go sour. No wonder. Everytime you feed your printer a file, the drives whirl madly until the printer has accepted the entire file. Sometimes this takes a long, long time.

If you're tired of hearing your disk drives grind down, you need a printer buffer. The best performance and price buffer on the market is the Consolink MicroSpooler. This computer-like tool absorbs files as fast as your computer can send them, and then patiently feeds or spools them to your printer a few bytes at a time.

The MicroSpooler is an intelligent, feature-packed buffer. It is easy to install and operate. Merely place it between your computer and printer, then connect it with two cables, and feed files as large as 64K within seconds to your letter quality or dot matrix printer. The instant the transfer is complete, you can operate your computer again. The MicroSpooler does the rest.

The MicroSpooler comes in a variety of configurations. You can link your Kaypro to any popular printer with two inexpensive cables. Please check our low MicroSpooler prices. You won't find a more feature-packed or reasonably priced spooler around. Try the MicroSpooler of your choice for 15 days. If you are not completely satisfied with your purchase, return it for an immediate full refund. Your Kaypro deserves this attractive and useful accessory. Order a compact and powerful MicroSpooler for your computer today. Works with all model computers.

The Kaypro can dump a file faster than a printer can accept it. This device will catch the file, quiet the disk drives, and let you compute again.




Photo: MicroSpooler 64 K P-P

Includes these unique features:

- Status digital readout
- Multiple copy function
- Temporary pause function
- Sleek internal power supply
- Comprehensive self test routine
- Slimline attractive casing
- Front panel reset
- 12 month factory guarantee

Central Computer Products

330 Central Avenue
Fillmore, California 93015
(805) 524-4189

Mail Order service you can depend on.



- Personal Service
- Low Prices
- Fast deliveries
- Tele-Support

Price Protection Policy

Central Computer will meet or beat any price listed in this magazine on products also advertised in our ads. If you see a lower price, please tell us. We'll beat that price and pay shipping too. Try our lightning fast service today. Thank you.

Full Power Computing

T/Maker Integrated is a highly acclaimed powerhouse program that can turn your CP/M Kaypro into a computing workhorse. At last, you can enjoy productive computing like never before. Imagine doing full-featured word processing, relational database management, spreadsheet analysis, horizontal bar chart graphics, and checking your spelling all within the same program. No more switching back and forth between barely compatible programs to accomplish these simple tasks. **T/Maker Integrated** is universally acknowledged as a unique integrated software system that is just plain easy to learn. There is an alternative to doing things the hard way. **T/Maker** can put the hidden and largely untapped power of your Kaypro at your command. **T/Maker Integrated** is regularly \$450. Central is proud to offer this outstanding package for the low, low introductory price of **\$179**. Yes, this includes the entire feature-packed **T/Maker** package, so please treat yourself to this excellent super productive software today. Experience the power of true software integration on your Kaypro. Order **T/Maker** today. Get it fast.

CONSOLINK MICROSPOOLERS

Description	List	Price
64 K P-P	\$315.00	\$279.95
64 K P-S	\$343.00	\$299.95
64 K S-S	\$349.00	\$299.95
64 K S-P	\$339.00	\$294.95
Two Cables	\$ 56.00	\$ 29.00

64 K Stores and spools files as large as 64 K.
P-P Parallel Kaypro port to parallel printer port.
P-S Parallel Kaypro port to serial printer port.
S-S Serial Kaypro port to serial printer port.
S-P Serial Kaypro port to parallel printer port.
Cables Set includes one special male to female connector and one male-male connector.
*Please tell us model and type of printer you're connecting to your computer.

Toll Free Order Desk

800-533-8049 USA
800-624-5628 CA

Product Description	List	Central
Kaypro Software		
ATI TRAINING SOFTWARE		
CP/M	\$ 39.95	\$ 33.00
MBasic	\$ 39.95	\$ 33.00
Microplan	Interactive training teaches how to use software. Fast results.	\$ 75.00 \$ 57.00
Multiplan	\$ 75.00	\$ 57.00
Wordstar	\$ 75.00	\$ 57.00
BORLAND INTERNATIONAL		
Turbo Pascal 3.0	\$ 69.95	\$ 58.00
Turbo Toolbox, Software Tools	\$ 49.95	\$ 44.00
Turbo Tutor, Step by Step	\$ 34.00	\$ 29.00
CDE SOFTWARE		
Checks & Balances	\$ 74.95	\$ 54.00
CHUCK ATKINSON PROGRAMS		
Quick Check + AR	\$195.00	\$149.00
Retail Inventory + Q Register	\$395.00	\$289.00
Quick Check Money Manager	\$ 95.00	\$ 69.00
— Recommended for comprehensive ease of use		
COMPUTER EDITYPE SYSTEMS		
Magic Print ★	\$195.00	\$155.00
Magic Bind ★	\$250.00	\$199.00
Magic Index — includes ★	\$295.00	\$245.00
— All superior Wordstar enhancers		
COMPUTRONICS		
VersaBusiness Series		
VersaLedger II	\$149.95	\$115.00
Any other modules	\$ 99.95	\$ 79.50
CONSULTANT SYSTEMS		
The Real Estate Consultant	\$399.00	\$349.00
with The Creative Loan Consultant		
— Don't buy or sell property without this software		
CONTINENTAL SOFTWARE		
Home Accountant Plus	\$ 99.95	\$ 79.95
DATA DECISIONS, INC.		
KBAR, K-10 backup utility	\$ 89.95	\$ 69.00
DIGITAL MARKETING/PRO TEM		
Bibliography	\$ 99.00	\$ 84.00
Datebook II	\$150.00	\$115.00
Footnote and Pair ★	\$ 99.00	\$ 79.00
Grammatik ★	\$ 75.00	\$ 69.00
Hyper Typer, Typing Tutor	\$ 39.95	\$ 32.00
Index ★	\$ 99.00	\$ 87.00
Milestone, Project Planner	\$250.00	\$199.00
Bibliography and Footnote	\$150.00	\$130.00
Notebook	\$150.00	\$119.00
Writer's Pak — includes	\$250.00	\$199.00
all ★ products and Random House Checker		
— Call for prices on other DM or PT products		
EAGLE ENTERPRISES		
Citation	\$185.00	\$155.00
General Ledger	\$185.00	\$135.00
— easiest to use full-featured GL available		
FYI, INC.		
FYI 3000	\$395.00	\$299.00
SuperFile with Sort & Merge	\$195.00	\$149.00
Free form textual matter database managers		
— Index material spread over 255 diskettes		
INFOCOM		
Enchanter	\$ 39.95	\$ 37.00
Deadline	\$ 49.95	\$ 46.00
SeaStaker	\$ 39.95	\$ 37.00
Infidel	\$ 44.95	\$ 42.00
Witness	\$ 39.95	\$ 37.00
Zork I	\$ 39.95	\$ 37.00
Zork II & III each	\$ 44.95	\$ 42.00
— Call for prices on other Infocom products		
MENDOCINO SOFTWARE		
Eureka, Disk Cataloger	\$ 50.00	\$ 48.00
helps you find the right file instantly		
MICROSOFT		
MBasic Compiler	\$395.00	\$299.00
MultiPlan	\$195.00	\$149.00
MICROSOLUTIONS		
Uniform Kaypro II/2	\$ 69.95	\$ 49.95
Reads 32+ machine formats		
Uniform Kaypro 2X/IV or 10	\$ 69.95	\$ 49.95
Reads 90+ machine formats		
MYCROFT LABS		
Compat	\$ 99.00	\$ 89.00
Mite Communications	\$150.00	\$ 99.00
Mite Plus Terminal Emulations	\$175.00	\$130.00
NORTHWESTERN ANALYTICAL		
StatPak	\$495.00	\$399.00

Toll Free Order Desk

800-533-8049 USA
800-624-5628 CA

Product Description List Central

Kaypro Software - continued

PEARLSOFT
Personal Pearl \$295.00 \$165.00
— Easy to use, top flight database manager

PLU PERFECT SYSTEMS
Plu Perfect Writer CP/M 2.2E \$39.95 \$31.00
Backgrounder \$45.00 \$38.00
CP/M 2.2E only \$32.00 \$27.00
Date Stamper \$39.00 \$29.00
Data Stamper, General CP/M \$49.00 \$39.00

QUIC-N-EASY PROD.
Q-Pro-4 \$595.00 \$395.00
— World class database manager. Many built-in super features including multikey file indexing

ROBONICS
Grafiks 2.4 **NEW** \$125.00 \$99.00
Graphic Express \$125.00 \$99.00
Office Express Client Billing \$295.00 \$225.00
Stardrive, Wordstar Tools \$200.00 \$159.00
— with thesaurus, checker, graphics, math pak

SAN FRANCISCO COMP
Power! \$149.00 \$99.00
DocuPower! \$149.00 \$99.00

SCIENTIFIC MARKETING
MarketFax \$495.00 \$359.00
— Dynamic computerized sales generating tool

SOFTCRAFT
Fancy Font 2.0 \$180.00 \$149.00

SOFTWARE RESEARCH TECH
dFastest — \$89.00 \$69.00
sorts dBase II files 33 times faster

SOFTWARE TOOLWORKS
Eliza \$24.94 \$22.00
MyChess \$34.95 \$29.95
Word Wiggle \$29.95 \$27.00
C/80 \$49.95 \$45.00
— Call for prices on other Toolworks products

SORCIM
SuperCalc 2 \$295.00 \$235.00

SPECTRE TECHNOLOGIES
Rembrandt 3.0 \$79.95 \$52.00

STAR SYSTEMS
The Accounting Partner \$395.00 \$275.00
Accounting Partner Integrated \$795.00 \$599.00
Upgrade AP to AP Integrated \$400.00 \$329.00

SUPERSOFT
Disk Doctor \$100.00 \$75.00

T/MAKER COMPANY
T/Maker Integrated \$450.00 \$179.00

WRITING CONSULTANTS
Proportional Star \$75.00 \$69.00
Math Star \$49.95 \$45.00

Hardware

DATASOLVERS
DS300 Baud Smart Modem \$199.95 \$165.00
DS1200 Baud Smart Modem \$349.95 \$295.00
— Internal modems for all model Kaypros

PANAMAX
PowerMax — \$559.00 \$399.95
250 Watt Battery Back-up

SWP MICROCOMPUTER PROD
256k CoPower-88 MSDOS \$399.95 \$369.00
256k CoPower-88 Plus \$649.95 call
— Plus boards are expandable up 1 megabyte
— Use as RAM disk or MSDOS computer **NEW**

Diskettes

Dysan SSDD Kaypro 2/II disks 10/box \$23.00
Dysan SSDD 2X/IV/10 disks 10/box \$29.00
3M SSDD Kaypro 2/II diskettes 10/box \$18.00
3M SSDD 2X, IV/10 diskettes 10/box \$23.00
3M Head Cleaning Kit \$32.00 \$21.95

Bookware

Compleat Kaypro II, IV & 10 \$16.95 \$15.00
CP/M for the Kaypro \$16.95 \$15.00
with an Introduction to dBase II
Kaypro WP Plain & Simple \$13.95 \$12.50
Using CP/M on Kaypro 10 \$19.50 \$18.00
Screen Smarts, Tamer's Guide \$15.95 \$12.95

Free yellow Hi-Liter pen sent with every book order.
Prices, specifications, and offers subject to change without notice.

Do You Wish Writing Was Easier?

If you need to write, or want to write clearly, your Kaypro and the software program **Punctuation and Style** can help you get there faster. It improves, clarifies, and enriches your writing by identifying sentences with misused, redundant, faulty, cliched, or erroneous phrases, and shows you how to improve them. It helps you rewrite and check your work by quickly marking and annotating your files for easy correction. In addition to computer-fast identification of awkward, muddy, pompous, and wordy sentence structure, it also finds missing or improper punctuation, unbalanced quotes, wrong abbreviations, faulty capitalizations, and much more. **Punctuation and Style** actually improves your writing by mercilessly pointing out grammatical errors. After a few weeks with Oasis System's **Punctuation and Style** your writing is bound to become more dynamic, expressive, and honest. In time, you'll stop worrying about grammar and work on projecting ideas instead. After all, that's what writing is about.

Punctuation and Style makes writing and rewriting much easier. The list price of **Punctuation and Style** is \$125. Central's price is \$95. Experience the power of this valuable "Punctuation Checking and Writing Improvement Software" yourself. Order today to get this program fast.

Punctuation and Style works on files created with Wordstar or Perfect Writer. It comes with an easy to use, clearly written manual and is packaged in an attractive binder. Join thousands who now write with more confidence, faster, and better.

90,000 Word Thesaurus at Your Fingertips

Synonym Finder by Writing Consultants is a 90,000 word thesaurus that is guaranteed to make you and your Wordstar a precise and powerful online writing machine. **Synonym Finder** is so easy to use that after one or two searches there's no turning back. Your speaking and writing vocabulary will improve dramatically as you use this program to display and study a rich variety of words at the push of a key.

Synonym Finder was compiled by a team of lexicographers. It is extremely fast and works within Wordstar, so you never have to leave your file to use it. Just put your cursor on a word in your text, press the escape key twice, and a list of synonyms appears. Then press a key if you want to select and automatically place an alternate word in your onscreen text. **Synonym Finder** will help you find the exact word you need to properly express your thought. **Synonym Finder** retails at \$124. Central's current low introductory price is \$69. This offer may not be repeated. Please order today.

Attention: **Synonym Finder** works with all Kaypros. Gives Wordstar text files new vim, vigor, and punch.


Cordura Travel Case

This full featured, padded carrying case is made from a super-material called "cordura." This material is rip, shred, and water resistant. The Coverman Kaypro case comes fully padded and lined, so your Kaypro is protected from unexpected bumps and jolts. Since your Kaypro is completely enclosed in this case, it keeps rain, sand, and other debris out of your machine. The Coverman case comes with external carrying handles and a detachable strap with a non-slip shoulder pad that comes in handy when you have to carry your Kaypro over a long distance. There is also a large interior pocket perfect for transporting manuals and diskettes. The Coverman Kaypro carrying case is regularly \$79.95. Central is proud to offer this expertly constructed case at \$59.95. Please indicate your choice of color: silver-gray, dark blue, or brown. All straps and carrying handles are black. You must be completely satisfied with your purchase of this handsome travel case or receive a refund immediately. Order today.



Perfect Kaypro® Stand

Simple, strong, sturdy, safe. These words describe an attractive, angled stand that provides a perfect spot to place your Kaypro.



This stand is made from rounded, steel rods covered with a thick, shiny, soft, black polymer material that protects your Kaypro and table top from scratches. Unlike flat wood or acrylic panels used in other stands, the tough supporting rods of the Smart Stand (TM) do not obstruct air flow. In fact, since your Kaypro is lifted off the table top and gently angled by this stand, air rises up from under your computer, and flows freely through it to help keep it cool. When you're finished computing, you can slide the keyboard completely under the stand to create a working area on your desk. The Smart Stand is a super value at \$34.95. Try it for 15 days. If not completely satisfied, send it back for a full refund. Matching 80 or 132 column printer stands are only \$19.95 or \$23.95. Order today to get the Smart Stand fast.

CENTRAL COMPUTER PRODUCTS

330 Central Avenue, Dept. 8A
Fillmore, California 93015
(805) 524-4189

Dear Central,

Please send me the items listed below. I want fast, friendly service. Remember to include my free 12 foot extension cord. I understand there is no charge for this cord if I purchase 2 or more items from these 3 pages. My check, money order, or card no. is enclosed. Thanks.

Description	Price
Kaypro Model _____	Sub Total _____
CA Resident 6% Tax	_____
FIRM MONEY BACK GUARANTEE	Postage & Handling \$ 3.00
ORDER WITH CONFIDENCE	Total \$ _____
<input type="checkbox"/> Navy blue	<input type="checkbox"/> Royal blue
<input type="checkbox"/> Send free catalog	<input type="checkbox"/> Send free 12 foot cord
<input type="checkbox"/> Check enclosed	<input type="checkbox"/> Money Order enclosed
<input type="checkbox"/> Visa/Mastercard # _____	
<input type="checkbox"/> American Express Card # _____	
Exp. Date _____	Sig. _____
Name _____	
Address _____	
City _____	State _____ Zip _____
Credit card phone orders welcomed. Call toll free.	
To order by mail use coupon, letter, or photo copy. Thank you.	

Central Computer Products

© 1985 Central Computer Products

Technical Forum

by Tom Enright

This month we have a series of subjects pertaining to the Juki printer to cover. New features keep cropping up that need discussion.

Printwheel update

I recently got a letter from Juki Office Machine Corporation about problems people have been having finding the printwheels for their printers. Juki does publish a catalog of printwheels. It is available to dealers, not end-users. If you want one, have your dealer order it for you. Do not call or write Juki yourself. The catalog is called the *Juki Type Style Guide for 6300 and 6100 Printers*.

Juki representatives assure me that they will cooperate in getting catalogs and printwheels to Kaypro dealers. Juki would prefer that dealers order the printwheels from authorized Juki distributors rather than directly from Juki. In the event the distributor is unable or unwilling to deliver, Juki will sell directly to Kaypro dealers. Remember: only dealers, not end-users, can deal directly with Juki Office Machine Corporation.

Ribbon problems

Printwheel problems seem to be under control. Now we're getting letters from people having ribbon difficulties. The problems fall into two areas: failure to feed a new ribbon and ribbon jams about three-quarters of the way through a cartridge.

Technicians from Juki admit that the 6300 is sensitive about the brand of ribbon it will use. They will only recommend IBM Selectric 2 (non-correctable) and Techmate 2 multistrike ribbons.

As for failures of ribbons to feed properly, Juki technicians cite the size of the sprocket on the ribbon take-up reel as the culprit. The arm

that actuates the sprocket is barely long enough to reach the sprocket on the ribbons they recommend. Other, less expensive, brands of ribbons may have slightly smaller diameter sprockets on the take-up reels. The problem is most severe on cartridges that have more ribbon in them. To fit in the extra ribbon, manufacturers made the sprockets smaller—just small enough that the actuating arm won't reach them on Juki printers.

The problem doesn't exist on IBM Selectric typewriters, which are what the ribbons were designed to fit—just on Juki printers.

Jamming of the ribbon near the end seems to be due to variations in the thickness of the cartridge body. Or possibly the ribbon platform is lower, in relation to the ribbon path, than on Selectric typewriters. Anyway, the end result is that the ribbon tends to bunch up at the top of the take-up reel. After about three-quarters of the ribbon has been used, this bunching takes up so much space in the cartridge that the ribbon jams. One user from Hawaii puts a double thickness of business card stock under the cartridge to line it up better with the ribbon path. This trick seems to work for him.

The Juki technician I talked to also recommended that some of the ribbon on a new cartridge be manually wound onto the take-up reel. You can take that for what it's worth. I personally think Juki should redesign its ribbon feed mechanism.

Juki tractor feed

Both in letters and around the Kaypro plant I've heard complaints about the Juki tractor feed. People say that the paper keeps slipping despite being held in the tractor.

I can't vouch for the letters, but in every case that I've personally

checked, the paper was loaded incorrectly. The Juki tractor feed is a bi-directional tractor mechanism. If the paper isn't properly loaded, the printer loses vertical indexing rather easily.

You know the little doors that you open to put the paper on the sprockets? Look on the back of the tractor and you'll find another set of doors. They're hard to reach, but they're there and ought to be used. Your paper has to be held by the tractor *before* it goes around the platen as well as *after* it leaves.

If you don't thread the paper through the tractor before and after the platen, you lose vertical registration with both superscripts and subscripts. It also makes doing graphics on the Juki impossible. (Yes, the Juki can do graphics, and yes, an article telling you how is in the works.)

In addition to making sure you have put the paper through the tractor feed properly, be certain you've given your printer enough room to allow the paper to feed freely. The slightest drag on the paper can cause feed problems.

Finally, some complain that when the tractor is installed the platen doesn't seem to hold the paper tightly enough. Well, the pinch rollers that hold the paper against the platen aren't supposed to function when the tractor is installed. If both the pinch rollers and the tractor held the paper, the paper would tear out of the tractor. That goes for almost any printer, not just the Juki.

When you want to use single sheets of paper, just remove the tractor. You'll see two square buttons on the sloped edge of the tractor. Press both of these at the same time and lift the tractor right off. Then you can use single sheets of paper or put on a bin-feeder to feed stacks of single sheets.

WordStar graphic screen

For a long time now, a lot of users—including me—have been annoyed by the first screen that comes up in WordStar 3.3 (though this is not a problem with earlier versions of WordStar.) The first screen is a full-screen graphic advertisement for MicroPro done with characters.

Until now everyone has had to be satisfied with shortening the delays, making that screen visible for a shorter length of time. There is a better way. You can patch around the subroutine call that paints that screen. Then the ad screen never appears; you go straight to the MicroPro version sign-on screen.

This patch can be done with DDT only. WINSTALL won't let you make patches outside the normal user patch area. First I'll explain exactly what we're going to do—then we'll do it.

In WordStar 3.3, address 3CF4h should contain a CALL 1B2A instruction. The subroutine located at 1B2Ah is the one that paints the graphic screen. What we're going to do is eliminate this subroutine call entirely. That way, when you start WordStar, it goes right on past to the next subroutine that does the version sign-on screen.


Now, the instruction CALL 1B2A is stored in memory as three bytes of code, CD 2A 1B, starting at 3CF4h. So we'll replace those three bytes with NOP instructions. A NOP means No OPeration, or do nothing. When a NOP instruction is sent to the Z80 running your computer, it just fetches the next instruction and goes merrily on its way.

If your version of WordStar 3.3 doesn't have CDh at 3CF4, 2Ah at 3CF5, and 1Bh at 3CF5, *don't insert this patch!* I don't think this is likely, but don't take any chances. DDT tells you what the current value of a memory address is when

(continued on page 85)

Are You Looking For Mini Level Storage Capacity At Micro Prices?

\$950 10MB CHOOSE THE KIT THAT FITS YOUR NEED
Dealer price (formatted) Internal External



10MB	Kaypro 2's, 4's	\$1195	\$1695
	Kaypro 10	—	\$1695
21MB	Kaypro 2's, 4's	\$2850	\$3295
	Kaypro 10	\$2425	\$2995
32MB	Kaypro 2's, 4's	\$3492	\$3995
	Kaypro 10	\$3195	\$3695
42MB	Kaypro 2's, 4's	\$4195	\$4750
	Kaypro 10	\$3995	\$4495
70MB	Kaypro 2's, 4's	\$5495	\$5995
	Kaypro 10	\$5495	\$5895
120MB	Kaypro	Call	\$10,495
	KAYPRO 286I	Call	Call
	KAYPRO 16	Call	Call
	KAYPRO 16-2	Call	Call
	HARD DISK & BACK-UP KIT	Call	Call
	COMPLETE SYSTEMS WITH KIT INSTALLED	Call	Call

BACK-UP SYSTEMS: CARTRIDGE TAPE 20-60MB \$1995
CARTRIDGE DISK 10.8MB \$2195

- Boots from CP/M, DOS
- Quick and easy to install
- Transparent to operating system and application software
- Average seek time 30 milli seconds
- INTERNAL KITS are packaged and pretested and include hard disk, illustrated installation instructions, EPROM chip, cables, and utility software
- EXTERNAL KITS include chassis, hard drive, connection instructions, power supply, cables, fan, and disk controller
- ONE YEAR LIMITED WARRANTY / 48 HOUR REPLACEMENT

DEALER INQUIRIES WELCOME
VOLUME DISCOUNTS AVAILABLE

TECHNOLOGY INFORMATION SYSTEMS INC.

SALES 1-800-821-1989 ext. 448
3621 N. Central, Phoenix, AZ 85012

OMNICOM

Specializing in Data Communications

PRODUCT DESCRIPTION	LIST	OMNICOM
DATASOLVERS MODEMS		
DS1200SMT: Internal for KayPro's, 300-1200 baud Hayes compatible smartmodem with software	\$349.95	\$299.95
DS300SMT: Internal for KayPro's 300 baud Hayes compatible smartmodem with software	\$199.95	\$169.95
SIGNALMAN MODEMS		
VOLKSMODEM 1200: 300-1200 baud, Hayes compatible smartmodem, auto-dial / auto-answer (needs cable)	\$299.95	\$219.95
MARK X: 300 baud, Hayes compatible smartmodem, auto-dial / auto-answer	\$169.95	\$115.95

CALL NOW TOLL FREE: 1-800-922-2329

1156 Amidon

Wichita, Kansas

67203

New Products

by Susan Hyman

The following new product listings are not reviews and should not be considered endorsements of tested products. We may have looked at some of the products, but we do not necessarily have hands-on experience with them.

To be considered for publication in New Products, all press releases and product information should be sent to: New Products Editor, c/o PROFILES Magazine, Kaypro Corporation, P.O. Box N, Del Mar, CA 92014. Releases must state the products' prices and on which Kaypro models they run. Include black-and-white photos if available.

Modular programming language

Modula-2 is a language that sup-

ports the modular approach to programming. Using improved syntax and several new concepts, it is described by its authors as the successor of Pascal and MODULA.

The Modula-2 System consists of compiler, linker, utility programs and a library of utility modules with source code. The 250-page documentation covers topics such as startup procedures, an introduction to the language, and a system description. Modula-2 supports chaining and sharing data among several programs. Its library modules provide a standard interface among most Modula-2 implementations, as well as operating system access, transfers, disk input/output, and more.

\$150. Kaypro 2, 4 and 10. Hochstrasser Computing AG,

Leonhardshalde 21, CH-8001 Zurich, Switzerland.

Educational test-writing software

Auto Test Authoring (ATA) is a test creation package that allows teachers to write original tests and drills.

It provides the teacher with four test formats: multiple choice, fill-in-the-blanks, true/false and essay. ATA can be used equally well to develop math or language quizzes, as the program is not specific to one subject. The program guides the user through its edit and create programs, displaying instructions throughout the process.

Other features of ATA include the capability for printing tests and homework assignments as well as a built-in security code to prevent unauthorized access. The ATA program will also automatically pre-test the student, do grades, and randomize the questions. The package consists of two disks and a 30-page manual packaged in a binder.

\$89.95. Resource Software International Inc., 330 New Brunswick Ave., Fords, NJ 08863 (201) 738-8500.

Low-cost modem

Black Box Modem 1200 has a built-in memory that stores up to 20 telephone numbers of up to 55 characters each. The auto-dial modem can also assign names like "lab" or "office" to the stored numbers. With this modem, users can mix pulse and tone dialing within one number, which is helpful when using long-distance services like Sprint and MCI.

The auto-dial Modem 1200 does not require any complicated command sequences—most are a single keystroke, and like most U.S. made modems, it's Bell 103/212A compatible.


Get the Proportional Printing Program which REALLY WORKS!

PropStar gives type-set quality true proportional spaced printing from unmodified NewWord and WordStar document files. Prints on most daisy-wheel printers with p.s. type-wheels, including Diablo, Qume, NEC, Brother, C-Itch, Juki, Silver-Reed.

PropStar is a stand-alone program, not a patch to your w.p. program, gives higher quality print than modified WordStar. **PropStar** follows the rules for typesetting, it maintains correct spacing between letters, and never crowds text in short lines or lines with many caps. **PropStar** increases spacing between letters when in "bold" text to avoid run-together letters. **PropStar** doesn't move text from one line to another, you get what you see on your screen.

PropStar supports most WordStar and NewWord print features. New version 2 adds automatic page breaks and many other features not available in version 1.


CP/M-80 version available on 8" and more than 40 5.25" formats including Kaypro and Morrow formats. MS-DOS version comes on 5.25" PC media. Only \$ 49.95, Visa & M/C accepted, or send check with order and we pay postage. **PropStar** is fully pre-configured so please specify your computer and printer models.



CIVIL
COMPUTING
CORPORATION

2111 Research Drive, Suite 1
Livermore, California 94550

(415) 455-8086



\$279. Black Box Corporation, P.O. Box 12800, Pittsburgh, PA 15241 (412) 746-5500.

Database manager

The MAG/base family of database management systems are offered in three levels, each providing additional capabilities.

The three levels are MAG/base-1 Personal Filing System, MAG/base-2 multi-file Information Management System and MAG/base-3, an advanced Application Development System.

\$295, \$495 and \$795. Kaypro 2, 4, 10 and 16. Rocky Mountain Software Systems, 1280C Newell Ave., Suite 1488, Walnut Creek, CA 94596 (800) 832-2244, or in California: (800) 732-2311.

VDT guide

A reference for software developers, *A Programmer's Guide to Video Display Terminals* lists control codes used in over 150 video display terminals and micros.

Clear screen, cursor positioning, screen format, video attributes and program function keys are just a few of the control codes presented in the 145 data sheets in the manual. There is also a chapter of hints and instruction in VDT programming. The information in this 335-page book will help programmers write software that will work on a large number of VDTs.

\$30. Atlantis Publishing Corporation, P.O. Box 59467, Dallas, TX 75229.

Cubbyhole

Single - Entry Bookkeeping System

\$79.95

Payables & Receivables Modules

\$19.95 each!

Cubbyhole is a perfect choice for home, small business or non - profit organizations.



"CHECK" THIS OUT:

- ✓ Unlimited number of named Income & Expense Accounts
- ✓ Create Accounts while performing any function
- ✓ Up to 26 Checkbooks and 26 separate Funds
- ✓ Budgets by Month or Year with or without Balance - Forward
- ✓ Complete Reports - Check Register, Profit & Loss, Income, Expense, Budget, on Printer or Screen
- ✓ Payables & Receivables interact directly with Cubbyhole files

Powerful, versatile, easy to use, ... and AFFORDABLE!!

★ Requires CP/M 2.2 or MS-DOS 2.0 or higher with 192K and one drive with at least 190K.

Be sure to include \$2.00 shipping and handling per order.

ND residents add 4 % sales tax
Visa and Mastercard accepted

BRING YOUR BOOKKEEPING UP TO DATE
WITH THE **LATEST** IN COMPUTER
SOFTWARE . . ORDER TODAY!!

SEND CHECK OR MONEY ORDER TO:

P.O. Box 2166 Minot N.D. 58702

Phone (701) 838-3546

TSK inc.



CHECKS & BALANCES \$54.95

We extend the April Profiles Special
Until August 31, with this
Sizzling Summer Special

Home Inventory \$29.95

Home inventory is a complete personal inventory storage and retrieval system. All math is done within the program. Printouts are clear and complete and give you designated sub-totals and totals. Multiple searches. Perfect for insurance needs. Data backup from within program.

Home Inventory (+) \$39.95 NEW ★ NEW ★ NEW ★ NEW ★ NEW ★ NEW ★

All the features of Home Inventory with an expanded data record, allows for unlimited data files. Change data disks while the program is running. Perfect for home or office.

Check Index \$29.95

Check Index is a handy program to have for quick and easy access to all your checks. Printouts are in alphabetical order, in check number order or in date order. Find lost checks fast with the search function. It's easy to use, automatic backup of data if desired. Change disks from within the program. Many other features to make it easy to use. A must for every person or small business.

Recipe Index \$29.95

Recipe Index helps you keep track of all your recipes so you can find them when you need them. Printouts are in any order you want, you can search for them by name, ingredient or keyword from the keyword field (dessert, low-cal, etc.) Automatic backup function, change disks from right in the program. Many other features besides these. You gals will love this one.

PRO-Mail \$29.95

PRO-Mail will print out your lists or labels in alphabetical or zip code order or by any criteria you designate. Duplicate removal function, change disks inside the program, and automatic backup feature. Allows for two comments fields, sort and print on any field, many other features not mentioned.

All Programs Allow For Over 65,000 Records Per Data File.

SPECIFY COMPUTER MODEL

Add \$3.00 shipping and handling. California residents add 6% sales tax



★ HURD COMPUTER SYSTEMS ★

6330 Lincoln Avenue • Cypress, CA 90630 • (714) 220-2729



EDU-CATE WITH EDU-KIDS!!!!

Here's a program for your child To make that spelling grade go wild. Customized lists from their book, Help provided, need they look. A list shows the words they miss, Spelling drills cease and desist. So if your child desires an "A", **SPELL-SO-WELL** shows the way.

Send check or money order to:

KP-1

Edu-Kids Software Co.

627-C Archdale Drive
Charlotte, NC 28210

Name: _____

Address: _____

City: _____

State: _____ Zip: _____

(\$29.95 plus \$2.00 shipping & handling)
(N. C. residents add 4.5% sales tax)

ALL KAYPROS EXCEPT ROBIE & KAYPRO 16

Trademarks: Kaypro (Kaypro Corp.), CP/M
(Digital Research, Inc.)

New Products

Hard disk upgrades

Systems Peripherals Consultants has expanded their hard disk upgrade systems for Kaypro computers to include internal Winchester drives of 10.8, 22.1, or 34.3 megabytes.

Installation is easy—no soldering required. All power supply connections, data cable connections, and software are included. All you need to do is plug it in and use it. All upgrades include a one-year warranty on parts and labor.

\$1,295, \$1,695, and \$2,095 for the internal upgrades. External models are available for all Kaypro computers, including the 16. Systems Peripheral Consultants, 9747 Business Park Ave., San Diego, CA 92131 (619) 693-8611.

Quality assurance software

Microcomputer Assisted Quality Assurance is a package of 25 quality assurance and operational programs written in BASIC and designed for laboratory and control operations use.

The book and disk include programs for feed rates, detention times, internal standard, control charts, anion-cation balance, Langelier index, correlation, percent recovery, curve fitting and many more. Each program comes with detailed example runs, documentation and listing.

\$81. Kaypro 2, 4 and 10. Lotic Enterprises, 5301-1 Dunsmuir Rd., Bakersfield, CA 93309 (805) 325-7348. ☐

VU*MOR BOOK RACK FOR YOUR

KAYPRO®



VU*MOR19.95
CLIP*MOR4.95
SHIPPING.....3.00

BEE*MOR ENTERPRISES

911 Western Ave. #406
Seattle, WA 98104
206-467-0630



Terms: M/C, VISA, COD, Check. Tax 8.1% for WA Residents. Kaypro is a registered trademark of Kaypro Corp.

SMART-PIK NFL & USFL Football Handicapping Program

PURPOSE: Do-it-yourself Program. For Kaypro users interested in predicting the outcome of professional football games.

HOW IT WORKS: Each week, enter the stats required by the SMART-PIK formula. SMART-PIK projects the number of points that each team is likely to score (and allow) against its next opponent.

RESULTS: A winning record, against the points spread, in each of the last 4 Pro Football seasons. (1983 and 1984, NFL and USFL. More than 500 selections.)

QUICK & EASY: Required stats are obtainable from any newspaper. I/O takes about 2 hours per week. (Also, data maintenance via mail or modem is an available option.)

VARIABILITY FEATURES: You can easily vary the SMART-PIK selection determinants. Further experimentation may produce still better results.

Developed by Marty Mendelsohn and Jim Thompson of Las Vegas Kaypro Users Group.

\$49.00 includes postage and handling. Specify what kind of Kaypro you have. MS DOS okay, too.

Phone or Write for Free Brochure



Marty Mendelsohn Associates

3807 Central Park Dr. #4 • Las Vegas, NV 89109
Tel. (702) 737-6256

IF YOU HAVE TWO OR MORE KAYPROs THEY SHOULD TALK!

Get the **proven** local area network which connects Kaypro computers.

THE LAN/ROVER™

Available Now

Full Featured

High Speed

Long Distance

Easy Installation

Established Reliability

Low Cost

User Support



ADEVCO, INC.

3790 El Camino Real, Suite 329
Palo Alto, CA 94306, 415-493-7466

Kaypro is a trademark of Kaypro Corporation
Copyright © 1985, Adevco, Inc.
LAN/Rover is a trademark of Adevco, Inc.

Technical Forum

(continued from page 81)

you are changing values. Just remember, if your copy isn't exactly what I'll be describing, back off and don't change anything.

Now, with that out of the way, let's get down to patching the little bugger. I'm making the assumption that you have DDT on the same disk as WordStar. The easiest thing to do is transfer WordStar and DDT to a temporary patching disk and work with that disk in drive A. Also remember the prime rule in patching: "Never patch your master or your working disk." Always patch a copy so a mistake won't leave you without a program to use. Only after you have thoroughly tested the patched copy should you transfer it to your working disk. Enter the parts in boldface.


```
A0>DDT WS.COM
DDT VERS 2.2
NEXT PC
4600 0100
-S3CF4
    3CF4 CD 00
3CF5 2A 00
3CF6 1B 00
3CF7 CD . (Yes, a period.)
-GO
```

Warm Boot

```
A0>SAVE 69 WS.COM
```

As soon as the A0> prompt comes back on the screen, you're done. Try it out and see if that isn't more to your liking.

This patch can be combined with any others you may want to do, or have already done. ☐



Special Offer

PROFILES[®] Binders

As a subscriber, you are entitled to purchase this top quality grey and blue vinyl covered binder that holds 12 issues of your magazine and gives complete protection at a special price of only \$12.95. The binder opens flat for quick, easy reference and metal rods hold publication in place without punching holes.

Name

Address

City State Zip

☐ Check ☐ Visa ☐ MasterCard ☐ COD

Card No. Exp. Date

Gty. Cost Total

Profiles Binders \$12.95

Postage & Handling \$2.00

Total \$

HORNBY INC.

**13901 Harbour Place
Prospect, KY 40059
502-228-1353**

A simple DATABASE for KAYPRO users. ALIST - ALIST plus

ALIST features: **\$39.95**

- Variable record length.
- Up to 10 fields per record.
- Up to 254 characters per field.
- Alphabetical sort on first field.
- Search on 1 to 64 AND/OR conditions, including GT, LT, EQ, NEQ, contains, not contains and more.
- Only requires ONE disk drive.
- Easy to learn and easy to use.
- Text editor, does not require word proc.
- User definable output to disk, printer or screen.
- Wordstar/Mailmerge compatible.
- Menu driven.
- User friendly instruction manual.
- Available in CP/M format.

ALIST plus: **\$49.95**

- 40 fields per record.
- Arithmetic functioning.
- Available in MS-Dos or CP/M format.

IRATA - ALIST

**2582 E. Glade (K)
Mesa, Az. 85204**

(602) 892-0015

Prices include disk, manual & shipping. Satisfaction guaranteed. Specify format. Az. res. add 6%. For COD add \$2.50. Sorry no MC or Visa cards.



KEYBOARD OVERLAYS

\$4.95

WHY PAY 3 OR 4 TIMES MORE?

Keep those important commands at your fingertips! **KEY-BORDERS** are durable, plastic laminated overlays for your KAYPRO Keyboard. A super tool for beginners or experts.

GREAT FOR USERS' GROUPS!

KEYBORDERS are

\$4.95 each

WordStar¹ Perfect Writer²
Perfect Calc² Perfect Filer²
BASIC CP/M
CalcStar¹ DataStar¹ dBase II³


Dealer Inquiries Invited

Call or send for our Mini-Catalog of KAYPRO Programs and Accessories.

THE FINE PRINT — KAYPRO™ Kaypro Corp. CP/M™ Digital Research, 1™ MicroPro Int'l, 2™ Perfect Software, Inc. 3™ Ashton-Tate

PLEASE ADD \$1.00 TO YOUR TOTAL ORDER FOR POSTAGE AND HANDLING

No COD's Please. PA Res. add 6% Tax.
—We Ship within 3 days for Visa, M/C or Money Order. — Allow 2 wks for Pers. Checks.




KOMPUTERWERK

851 Parkview Blvd.
Pittsburgh, PA 15215
(412) 782-0384

You type it in and save !!!

Kaypro owners . . . you can learn to activate our typesetting system within very little time. Books, manuals, newsletters, etc. can be produced at lower cost. By mail or by modem. Call or write for **FREE COMPLETE OPERATING INFORMATION**.



ACCENT GRAPHICS

226 So. 16th St. • Lincoln, NE 68508
(402) 475-5533
Quality Service

Advertisers' Index

Advertiser	Page No.	Advertiser	Page No.
Accent Graphics.....	85	Micro Art Programmers.....	9
Adevco.....	84	Micro Cornucopia.....	30
Advent Products.....	52	Micro Printer Center.....	65
Anaheim Software.....	65	Micro Solutions.....	11
AutoSoft.....	12	Microcomputer Systems	
Awareco.....	76	Consultants.....	21
Beck Mfg.....	7	Microsphere.....	1
Bee-Mor Enterprises.....	84	Multi-Tech Systems.....	Inside Front Cover
Bible Research Systems.....	72	Mycroft Labs.....	Inside Back Cover
Borland International.....	13	Newstar Software.....	74
CDE Software.....	40	Omnicom.....	81
C. Atkinson Programs.....	74	Optronics Technology.....	75
Central Computer Products.....	77,78	PeopleTalk Associates.....	16
Chang Labs.....	37	Plu Perfect Systems.....	54
Chaucer Software.....	2	Pomerleau Computing Systems.....	86
Civil Computing.....	82	Practical Business Software.....	71
CompuServe.....	45	Pro/Tem Software.....	15
Computer Friends.....	6	PROFILES Magazine.....	4
Computer Professionals, Inc.....	22	Rocky Mountain Software Systems.....	5
ConsoLink Corp.....	57	SOS Computing.....	40
Creative Computer Products.....	61	Sheepshead Software.....	70
Cuesta Systems.....	47	Softcraft, Inc.....	19
Custom Program House.....	21	Software Marketing Assoc.....	10
Custom Protective Cases.....	12	Software Specialists.....	86
Data Solvers.....	20	Spectre Technologies.....	23
Edu-Kids Software.....	84	Stanton Software.....	73
Financial Track Systems.....	47	T/Maker.....	8
Flo Systems, Inc.....	54	TSK, Inc.....	83
H & E Computronics.....	Back Cover	Technology Information Systems.....	81
Hornby, Inc.....	85	Techware.....	72
Hurd Computers.....	83	Telion Software.....	51
Integrated Computer Systems.....	86	Wall Street Journal.....	59
Irata.....	85	Walonick Associates.....	58
James River Group.....	88	WestWind Computer.....	87
Kamasoft.....	50	Woodsmith Software.....	73
Kaypro General Store.....	28	Workman & Assoc.....	8
Komputerwerk.....	85	Writing Consultants.....	58,70
Marty Mendelsohn Assoc.....	84	Xpert Software.....	60



Hub Reinforcing Rings
Tyvek Sleeves
Labels
Write Protect Tabs
Meets or Exceeds ANSI Standards
Lifetime Replacement Guarantee
100% certified Error-Free

MEET PLAIN JANE

(quality media at wholesale prices)

Now you can buy Name Brand
Quality Diskettes at Wholesale Prices

ALL THAT PLAIN JANE LACKS IS FANCY PACKAGING

SSDD - \$1.49 DSDD - \$1.89

AVAILABLE IN BOXES OF 50 DISKETTES ONLY

QUANTITY PURCHASE? WRITE FOR QUOTE.

COD's: CASH or CASHIERS CHECK ONLY



ORDER TOLL FREE
1-800-851-2753
ILLINOIS (call collect)
309-833-1137

Integrated Computer Systems
129 North Randolph Street
Macomb, Illinois 61455

Loan analysis made easy with:

LOANS *Plus*

LOANS *Plus* is a complete amortization schedule program designed for the Kaypro® or other CP/M™ computers which will help you decide on your future loan needs.

LOANS *Plus* is easy to operate and completely **Menu Driven**. It provides you with all the information you need to select the best terms for your loans such as: Business, Personal, Auto, Home, Vacation, etc.

It Calculates:

- ✓ Monthly Payments
- ✓ Principal Amounts
- ✓ Number of Payments (Months)
- ✓ Annual Interest Rates
- ✓ Balloon Payments

It Prints ON SCREEN or PRINTER:

- ✓ Amortization Schedules
- ✓ Monthly Principal Payment
- ✓ Monthly Cumulative Payment
- ✓ Monthly Pay-Off Balance

Regularly \$29.95

SPECIAL PRICE ONLY

\$16.95

Send check or money order to:



Software Specialists
P.O. Box 6073
Salt Lake City, Utah 84106

Include \$3.00 for postage/handling.
Specify computer make, model and density.
Utah residents add 5.75% sales tax.
Trademarks: Kaypro® - Kaypro Corporation
CP/M™ - Digital Research, Inc.

A COMPUTER IN YOUR BRIEFCASE?

Finally, a program that lets you take notes anywhere on a lap-size computer—and transfer those files directly to your Kaypro or PC-compatible home computer. **HardWire®** makes it simple, makes it fast.

HardWire® is menu-driven for simplicity. It moves data at speeds up to 19.2K baud! And it works with any combination of Kaypros, PC-compatibles and NEC, Radio Shack and Epson Geneva lap-size computers. All you need to add is a cable.

HardWire® program and easy-to-follow manual:

\$3995

only

Specify CP/M or MS-DOS. Or get both versions for just **\$59.95**.

VISA and MasterCard accepted.
To order or for information,
call or write:

**POMERLEAU COMPUTING
SYSTEMS** of Hyde Park

5634 S. Maryland Ave.
Chicago, IL 60637 (312) 667-2075

Call us for information
on other lap-size computers.

Introducing the Trantor Hard Disk from WestWind.

You pay for the hard disk.

We pay for the software.

To order your Trantor Hard Disk fill out the order blank below.

KAYPRO

2 ☒ 4-84 ☐
 2-84 ☐ 10 ☐
 4 ☐

Formatted capacity. Price

11 Meg Hard Disk \$1295 ☒
 23 Meg Hard Disk \$1795 ☐
 35 Meg Hard Disk \$2395 ☐
 47 Meg Hard Disk \$2995 ☐
 5 Meg Removable
 Cartridge Add-on \$1295 ☒

QTY. SHIPPED	DESCRIPTION
1	<i>SuperCalc² for Kaypro included</i>
1	Disk Configuration
1	Disk Manager
1	Arkive
1	Menu
1	Menu Generation
1	Head Positioning
1	Format
1	Bios

NO CHARGE

WestWind includes all of the software you'll ever need FREE with every Trantor hard disk. This powerful and easy to use software will give your system the ability to get going and keep going, fast.

It's how real capability and convenience get built in.

Here's what's included —
Configuration to create many logical drives with different block sizes — up to 40% more storage.

Arkive for quick & easy backup.

DiskMgr to make sure your good data stays good.

Menu for single-keystroke program selection.

MenuGen to make your own menus.

Head Position for safe travel.

SuperCalc² from Sorcim/IUS, the world's best spreadsheet, is also included FREE of charge.

SuperCalc² loads fast, runs fast and it's easy to learn. It's hi-speed data sort, consolidation and flexible cell

manipulation matched with the speed and power of our Trantor is an unbeatable combination.

Add our 5 Meg Removable Cartridge System for quick backup and more on-line capacity. Or use our Web to let up to 4 Kaypros share our hard disk and 3 printers at once!


To order call toll-free: (800) 526-6500 (in CA (800) 831-3144). For information write WestWind Computer, 1690 65th Street, Emeryville, California 94608. Or call (415) 652-3222.

WestWind
 C O M P U T E R

Prices and specifications subject to change without notice.

Trademarks: WestWind — Trantor, DiskMgr, Arkive, Web/ Sorcim/IUS — SuperCalc²/ Kaypro Corp. — Kaypro.

ACCOUNTING FOR MICROS



\$395 Set of Four
\$325 Set of Three
\$465 Set of Five

ACCOUNTING FOR MICROS is a set of integrated accounting programs which meet professional standards. They're fast and easy to use, with complete instructions. Our manual (shown above) also includes helpful information on bookkeeping and computers.

GENERAL LEDGER \$125

Allows up to 1,000 accounts & 1,000 transactions/month. Retains mo/end balances for Last year, This Year and Forecast. Includes Cash Disbursements, Cash Receipts and General Journals. Reports include Balance Sheet, Income Statement, Annual Summaries and Journal Reports.

ACCOUNTS RECEIVABLE \$125

Allows up to 2,500 customers and 1,000 invoices per month. Invoicing can access Inventory Module. Keeps customer names and addresses. Invoice prints on plain paper or any pre-printed form. Statements can be printed at any time.

INVENTORY \$125

Allows up to 4,000 parts. Keeps 3 month history of unit sales as well as year to date. With AR, can be used as point of sale system (prints invoices, handles cash). Reports include Inventory Value and Stock Report, Internal and Customer Price List.

ACCOUNTS PAYABLE \$125

Allows up to 500 vendors and 600 invoices/mo. Records invoices and handwritten checks. Prints computer checks on any pre-printed form. Keeps vendor names and addresses.

PAYROLL \$125

Will handle up to 100 employees with eight deductions per employee. Deductions may be determined as fixed dollar amounts or percentages, or referred to a table for automatic look-up. Tax tables are easily entered, or purchased separately. Prints checks and W2's.

SET OF FIVE \$465

SET OF FOUR \$395

SET OF THREE \$325

RUN ON MOST CPM AND MSDOS

Apple CPM	IBM PC,XT,PC jr,AT	Sanyo (all)
Columbia	Kaypro (all)	Tandy (all)
Compaq	Morrow (all)	TeleVideo
Corona	Osborne (all)	Zenith 100 & 150
Eagle (all)	Panasonic	8" CPM
Epson QX-10	Radio Shack CPM	Other compatibles

**DEMO DISK
\$18.00**



Try all 5 programs above (GL, AR, AP, IN, PR). Order our DEMO DISK for \$18.00 (includes shipping). Condensed versions of the programs give you the "feel" of data entry and access. Includes sample reports and instructions. Specify machine.

TMAN \$125

The "Catch-All" program. Files any type of information for quick access. Name or subject oriented with 15 lines of notes per name. Use TMAN as a mailing list, filing system, notebook, etc. Can be used alone or with data from our other programs.

Try TMAN DEMO \$16

HOW TO ORDER: Please specify machine and disk format. You can pay by check, by VISA or MasterCard (we need your expiration date and card number), or by UPS COD (add \$2.50 COD charge). Our price includes shipping. Minnesota residents, add 6% sales tax). We ship most orders the same day.

or **ORDER BY PHONE: 612-339-2521**

James River Group
 I N C O R P O R A T E D



(612) 339-2521


125 North First Street
 Minneapolis, MN 55401

Mycroft Labs Announces
a follow up to their enormously popular Suprterm to MITE Upgrade

A Super Deal on an MFDISK Replacement

The \$95.00 **COMPAT** Direct Disk Interchange
Software System for \$29.95.* Exclusively for
KAYPRO owners.

For a limited time, Mycroft Labs will be offering MFDISK owners a copy of **COMPAT** at a substantially reduced price. Each MFDISK owner will be allowed to purchase one copy of **COMPAT** at the reduced price of \$29.95 + \$2.55 postage and handling. With **COMPAT** you can Read, Write and Format over 60 different CP/M and MSDOS Disks (30 on single sided systems) on your Kaypro Computer. **COMPAT** allows you to change the personality of either or both drives and interchange foreign format CP/M disks with native ones. In addition, **COMPAT** allows you to initialize blank disks to any supported CP/M or MSDOS format. And when you purchase **COMPAT** we'll supply a utility to perform directories of, and transfer files to or from MSDOS disks, and a powerful replacement for PIP, called MYCOPY. **COMPAT** is also available for Sanyo 1000, 1150, 1250, Zenith-100, and other popular CP/M based computers.



Give Your Computer Multiple Personalities

*This offer is also valid for owners of MicroSolutions **UniForm** software package on Kaypro Computers.

Mycroft Labs, Inc., P.O. Box 6045, Tallahassee, FL 32314

☐ **Yes**, I would like to upgrade my copy of MFDISK to **COMPAT**

Enclosed is **\$32.50** (which includes shipping, or \$34.00 for COD orders).
Florida residents add applicable state Sales Tax.

Name: _____
Company: _____
Street Address: _____
City: _____ State: _____ Zip: _____
Phone: (_____) _____
Signature: _____

Available for Kaypro Models: 2/83, 2/84, 4/83, 4/84, 2x and 10.

**MYCROFT
LABS INC**

PRO JUL

Phone: (904) 385-1141

Payment Method

☐ Check ☐ COD
☐ VISA ☐ MasterCard

Card # _____
Exp. Date: _____

Offer Expires July 31, 1985

Introducing the Most Powerful Business Software Ever!

FOR YOUR TRS-80 • IBM • APPLE • KAYPRO • COMMODORE 64 • MSDOS OR CP/M COMPUTER*



The VERSABUSINESS™ Series

Each VERSABUSINESS module can be purchased and used independently, or can be linked in any combination to form a complete, coordinated business system.

VERSARECEIVABLES™ \$99.95

VERSARECEIVABLES™ is a complete menu-driven accounts receivable, invoicing, and monthly statement-generating system. It keeps track of all information related to who owes you or your company money, and can provide automatic billing for past due accounts. VERSARECEIVABLES™ prints all necessary statements, invoices, and summary reports and can be linked with VERSALEDGER II™ and VERSAINVENTORY™.

VERSAPAYABLES™ \$99.95

VERSAPAYABLES™ is designed to keep track of current and aged payables, keeping you in touch with all information regarding how much money your company owes, and to whom. VERSAPAYABLES™ maintains a complete record on each vendor, prints checks, check registers, vouchers, transaction reports, aged payables reports, vendor reports, and more. With VERSAPAYABLES™, you can even let your computer automatically select which vouchers are to be paid.

VERSAPAYROLL™ \$99.95

VERSAPAYROLL™ is a powerful and sophisticated, but easy to use payroll system that keeps track of all government-required payroll information. Complete employee records are maintained, and all necessary payroll calculations are performed automatically, with totals displayed on screen for operator approval. A payroll can be run totally, automatically, or the operator can intervene to prevent a check from being printed, or to alter information on it. If desired, totals may be posted to the VERSALEDGER II™ system.

VERSAINVENTORY™ \$99.95

VERSAINVENTORY™ is a complete inventory control system that gives you instant access to data on any item. VERSAINVENTORY™ keeps track of all information related to what items are in stock, out of stock, on backorder, etc., stores sales and pricing data, alerts you when an item falls below a preset reorder point, and allows you to enter and print invoices directly or to link with the VERSARECEIVABLES™ system. VERSAINVENTORY™ prints all needed inventory listings, reports of items below reorder point, inventory value reports, period and year-to-date sales reports, price lists, inventory checklists, etc.

VERSALEDGER II™ \$149.95

VERSALEDGER II™ is a complete accounting system that grows as your business grows. VERSALEDGER II™ can be used as a simple personal checkbook register, expanded to a small business bookkeeping system or developed into a large corporate general ledger system **without any additional software.**

- VERSALEDGER II™ gives you almost unlimited storage capacity (300 to 10,000 entries per month, depending on the system),
- stores all check and general ledger information forever,
- prints tractor-feed checks,
- handles multiple checkbooks and general ledgers,
- prints 17 customized accounting reports including check registers, balance sheets, income statements, transaction reports, account listings, etc.

VERSALEDGER II™ comes with a professionally-written 160 page manual designed for first-time users. The VERSALEDGER II™ manual will help you become quickly familiar with VERSALEDGER II™, using complete sample data files supplied on diskette and more than 50 pages of sample printouts.

SATISFACTION GUARANTEED!

Every VERSABUSINESS™ module is guaranteed to outperform all other competitive systems, and at a fraction of their cost. If you are not satisfied with any VERSABUSINESS™ module, you may return it within 30 days for a refund. Manuals for any VERSABUSINESS™ module may be purchased for \$25 each, credited toward a later purchase of that module. All CP/M-based Computers must be equipped with Microsoft BASIC (MBASIC or BASIC-80)

To Order:

Write or call Toll-free (800) 431-2818
(N.Y.S. residents call 914-425-1535)

- * add \$3 for shipping in UPS areas
- * add \$4 for C.O.D. or non-UPS areas

- * add \$5 to CANADA or MEXICO
- * add proper postage elsewhere

DEALER INQUIRIES WELCOME

All prices and specifications subject to change / Delivery subject to availability.

COMPUTRONICS

50 N. PASCACK ROAD, SPRING VALLEY, N.Y. 10977

