

# MICRO

Plot Data With  
Character Graphics

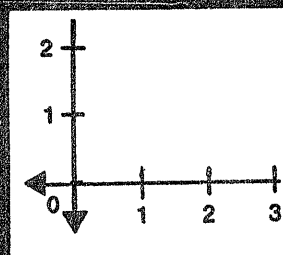
Structured Game  
Design: Transform  
Imagination Into  
Graphic Displays

Directory Menu for  
Apple, Atari, C64,  
and Color Computer




Faster Math  
Operations in  
Microsoft BASIC

Atari Graphics  
Notepad in FORTH




See page 29



See page 69

```
60 HI = INT (N / 256):LO = N - HI
70 POKE 938,LO:POKE 939,HI:
80 FOR I = 0 TO N - 1: READ A:
90 INPUT "GIVE KEY WORD: ";B$:
100 IF B$ = "" THEN 200
110 INPUT "ALL OR FIRST OCCUR?";C$:
120 REM *****
130 CALL 768,B$,A$:REM GET A:
140 REM *****
150 IF PEEK (26) = 255 THEN
    PEEK (27):PRINT :REM F:
160 IF F$ = "F" THEN 200
```

See page 40



Animated Graphics Routines for the 6809  
Random Number Generator for the Apple  
Review of Powerful Programmer's Utility for C64



# Penguin Software™

the graphics people

## The Next Generation Is Here!

Strategy



Arcade Fun



Fantasy Role Playing



Games for Apple, Atari, Commodore, and IBM computers

At Penguin, we don't rely on the same old game formulas, adding to the mish-mash of look-alike games already on the market. We look for creativity, originality, and innovation. Games like Minit Man, challenging you with two types of arcade action simultaneously; Coveted Mirror, an adventure with animation and arcade games throughout; The Spy Strikes Back, an arcade game with strategy and a touch of adventure; Pensate and Tactic 9, games that make you think; and Expedition Amazon, an intriguing and humorous fantasy game.

**And Each Is Only \$19.95! More Fun For Your Money From Penguin Software**

Write for a free catalog

830 Fourth Avenue, Box 311 Dept. C Geneva, IL 60134 For information - Call (312) 232-1984 Dealer orders only - Call (800) 323-0116

Apple is a trademark of Apple Computer, Inc. Atari is a trademark of Atari, Inc. Commodore is a trademark of Commodore Business Machines, Inc. IBM is a trademark of International Business Machines Corp. Penguins are hard on pool toys.



**the**  **foxiest**

**WORDPROCESSOR  
FOR THE COMMODORE 64™  
ALSO CHECKS YOUR SPELLING!**

# SCRIPT 64

Suggested Retail: \$ 99.95

**"REALLY FOXY IS BEING LETTER PERFECT"**

**Contact Your Nearest Commodore Dealer Today . . .  
You'll Be So Glad You Did!**

Distributed By:  
**COMPUTER  
MARKETING SERVICES INC.**



300 W. Marlton Pike  
Cherry Hill, New Jersey 08002  
(609) 795-9480

Commodore 64 is a trademark of Commodore Electronics Limited  
Script 64 is a trademark of Richvale Telecommunications

# MICRO™

## Editor's Notes

This month's issue of MICRO introduces a new format, making it even more valuable and easier to read. Just turn to the Table of Contents for a peek. We've sectionalized the magazine by system — Apple, Commodore, Atari, and Color Computer. Now you have at least 10 to 15 pages of the magazine devoted only to your computer! Plus we still offer a general section with information for everyone.

We haven't altered MICRO's unique content or professional style. You can still count on MICRO for intermediate to advanced information on these systems — serious, useful information for serious computerists. And, since we've more carefully defined the systems we cover (eliminating the OSI, AIM, SYM, and KIM as discussed in August's Editorial), we are able to cover more completely the Apple, Commodore, Atari, and Color Computer systems.

We think you'll find, over the next few months, that MICRO is growing in quality. Our loyal, long-time readers will be pleased with the way MICRO continues to meet their expectations, and new readers will be pleasantly surprised at discovering a serious, useful, professional source of information.

### October's Highlights

Our concentration in October is on programming techniques. We offer a directory menu for each system, plus many other helpful techniques and methods to improve your programming. In the general section Loren Wright provides a routine to plot data with character graphics for all the systems, and Michael Allen demonstrates structured game design.

In the Apple section look for "Rapid String/Substring Search," by

L.S. Reich, a random number generator from Bill Walker, and a linear search technique by Richard Vile. The Commodore section brings you faster math operations in Microsoft BASIC (Peter Hiscocks), and a bank-switched JSR by Terry Peterson.

Atari users will find their directory menu, Paul Swanson's From Here to Atari column, and "Atari Graphics Notepad in FORTH," by Mike Dougherty. And, for Color Computer enthusiasts there is John Steiner's CoCo Bits column, a directory menu, and animated graphics routines from Craig Carmichael.

Each month the system sections will become more carefully organized; in November each will contain its own Software and Hardware Catalog and Reviews in Brief departments. We hope you enjoy our new format.

### Enter Our Graphics Contest!!!

We're sponsoring an exciting contest for those of you interested in designing graphics pictures. You could win one of many prizes — big and small! Just use your favorite graphics program on your favorite microcomputer (either a Commodore, Apple, Atari, or Color Computer) and create! Turn to page 108 for all the details!




**About the Cover.**  
The graphic this month was  
created on the C64 by  
Al Korostynski's directory  
menu program.

MICRO



ATARI COMPUTER OWNERS:

# Pick the positively perfect, practical, peripheral package, from PERCOM DATA!



That's right... the positively perfect PERCOM DATA 5 1/4" floppy disk drive with a BUILT-IN PRINTER-PORT for your Atari® 400/800 is now available!

Until now, Atari computer owners who wanted to hook a printer to their computer had only one choice... spend about \$220 for an interface device. THOSE DAYS ARE OVER. PERCOM DATA has built a parallel printer-port right into its new AT88S1-PD model. Now you can add a quality disk drive system AND have a place to plug in a printer... WITHOUT BUYING an interface.

The AT88S1-PD™ disk drive operates in both single density (88K bytes formatted) and double density (176K bytes formatted).

What more could you want? NO INTERFACE... a high quality PERCOM DATA disk drive... AND a built-in PRINTER-PORT... all with a price of \$599.

Pick up a positively perfect PERCOM DATA disk drive with printer port... pronto!

For the name of an authorized PERCOM DATA Dealer near you, call our TOLL-FREE HOTLINE: 1-800-327-1222 NOW, or write for a free information card.

Perfectly Priced

**\$599**

PERCOM DATA

Expanding the Peripheral

# MICRO™

Advancing Computer Knowledge

MICRO  
P.O. Box 6502,  
Amherst, NH 03031  
(603) 889-4330

**Managing Editor**  
Marjorie Morse

**Technical Editors**  
Phil Daley  
Loren Wright

**Assistant Editor**  
Emmalyn H. Bentley

**Office Mgr./Editorial Assistant**  
Maureen Dube

**Contributing Editors**  
Cornelis Bongers  
Dave Malmberg

John Steiner  
Jim Strasma  
Paul Swanson

Richard C. Vile, Jr.

**Art Director/Production**  
Helen Bergeron Betz

**Typesetter**  
Lynda Fedas

**Advertising**  
Sheila McDonough

**Dealer Sales**  
Maureen Dube

**Circulation**  
Cindy Schalk

**Accounting**  
Donna M. Tripp

**President/  
Publisher/Editor-in-Chief**

Robert M. Tripp

**Associate Publisher/  
Circulation Mgr**  
Nancy Lapointe

MICRO is published monthly by: MICRO, Amherst, NH 03031. Second Class postage paid at Amherst, NH 03031 and additional mailing offices. USPS Publication Number: 483470. ISSN: 0271-9002. Send subscriptions, change of address, USPS Form 3579, requests for back issues and all other fulfillment questions to: MICRO, 10 Northern Blvd., P.O. Box 6502, Amherst, NH 03031, or call (603) 889-4330. Telex: 955329 TLX SRVC. 800-227-1617. *Subscription rates (per year):* U.S. \$24.00, \$42.00 / 2 yr. Foreign surface mail \$27.00. Air mail: Europe \$42.00, Mexico, Central America, Middle East, North Africa, Central Africa \$48.00, South America, South Africa, Far East, Australasia, New Zealand \$72.00. Copyright © 1983 by MICRO. All Rights Reserved.

## Programming Techniques

### 25 Programming Techniques

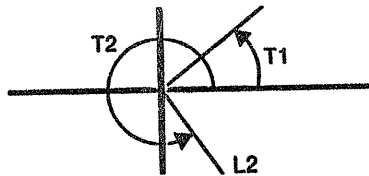
*Phil Daley*  
A brief discussion on useful techniques

### 26 The Directory Menu

*Phil Daley*  
An introduction to this user-friendly utility

### 28 Plotting Data with Character Graphics

*Loren Wright*  
General purpose routines for the C64, VIC-20, PET, Apple, Atari, and TRS-80C



### 34 Structured Game Design

*Michael Allen*  
Transform imagination and fantasy into graphic or text displays

### 97 Interface Clinic

*Ralph Tenny*  
Convert your serial I/O into parallel I/O using a UART

## Apple

### 18 Apple Slices

*Jules Gilder*  
Turn your IBM PC into an Apple

### 38 Rapid String/ Substring Search

*L. S. Reich*  
Use a machine-language program to obtain a rapid array search.

### 42 Directory Menu for the Apple

*Keith Davison and Phil Daley*  
Convert the normal CATALOG routine into a string array of individual entries

### 44 Random Number Generator

*Bill Walker*  
Theoretical basis for generating uniformly distributed pseudo-random numbers

### 48 Linear Search

*Richard Vile*  
Learn how to search through a list of numbers





**ARK** COMPUTING  
 P.O. Box 2025  
 CORONA, CA 91720

CALL FOR NEW  
 FREE CATALOG  
 (714) 735-2250

**BUS. SOFTWARE**

	LIST	ARK
Accounts Receivable	395.00	264.95
CPA General Ledger	250.00	165.00
CPA II Acct. Receivable	250.00	165.00
CPA IV Payroll	495.00	329.95
CPA V Property Mgmt.	495.00	329.95
Gen. Ledger/Payables	395.00	264.95
Payroll		

**COMPLIERS/ASSEM.**

	LIST	ARK
A.L.D.S.	125.00	89.95
Merlin	64.95	44.95
T.A.S.C.	175.00	129.95
Lisa v2.6 editor	79.95	59.95

**INTERFACES**

	LIST	ARK
BPO 16K	179.00	119.95
CCS Async Serial	135.00	114.95
CPS Multifunction	239.00	169.95
Dumping GX	159.95	99.95
Versacard	199.00	149.95

**MISC.**

	LIST	ARK
Gra Forth	75.00	49.95
The Home Accountant	74.95	49.95
Master Diagnostics +	99.95	69.95
S.A.M.	124.95	84.95
Sensible Speller	125.00	89.95

**GRAPHIC**

	LIST	ARK
The Artist	79.95	59.95
G.A.S.	75.00	49.95
LPS II Light Pen	349.95	249.95

**FORECASTING**

	LIST	ARK
Mathemagic	89.95	59.95
Multiplan	275.00	189.95
Supercalc II	295.00	194.95
Visicalc	250.00	179.95

**LAZERWARE**

	LIST	ARK
Anix	49.95	39.95
Pascal	39.95	29.95
Lisa v2.6	79.95	59.95

**80 COLUMN CARDS**

	LIST	ARK
Videx Combo	375.00	235.00
WIZ 80	249.95	164.95
Smarterm II	179.00	129.95

**\* Z80/CPM\***

	LIST	ARK
CPM Card	399.00	334.95
Premium Pak	685.00	494.95
Softcard	345.00	224.95
Softcard Plus	645.00	449.95
Z Card	169.00	134.95

**BEAGLE BROS**

	LIST	ARK
Alpha Plot	39.50	29.95
Apple Mechanic	29.50	21.95
Beagle Bag	29.50	21.95
DOS BOSS	24.95	15.95
Double Take	34.95	24.95
Flex Text	29.50	21.95
Frame-Up	29.50	21.95
Pronto DOS	29.50	21.95
Tip Disk #1	29.50	21.95
Typelaces	20.00	14.95
Utility City	20.00	14.95
	29.50	21.95

**MEMORY EXP.**

	LIST	ARK
Microsoft 16K	99.95	79.95
RAM disk 128K	379.95	304.95
RAM disk 320K	999.95	804.95
Ramex 128K	497.00	359.95
RAM Plus 16K	189.00	139.95
ROM Plus	155.00	124.95
STB 128K	499.00	359.95
WIZ 16K	95.00	59.95

**WORD PROCESSING**

	LIST	ARK
Magic Window II	149.95	99.95
Bank Street Writer	69.95	54.95
Pie Writer 80 Col.	149.95	109.95
Screenwriter II	129.95	79.95
Word Handler	199.95	134.95
Pro Easywriter Combo	300.00	199.95
Letter Perfect	149.95	99.95
Super Text	125.00	99.95

**DATA BASES**

	LIST	ARK
Data Perfect	129.95	109.95
D Base II	695.00	499.95
DB Master	229.95	159.95
PFS	140.00	99.95
The General Manager	229.95	159.95
d Util	99.95	74.95
PFS Graph	140.00	99.95
PFS Report	125.00	89.95

**MODEMS**

	LIST	ARK
Apple Cat II	389.95	289.95
Micromodem	379.95	289.95
Micromodem w/term.	409.95	309.95
212 Apple Cat	725.00	639.95

**UTILITY**

	LIST	ARK
Watson	49.95	39.95
G.P.L.E.	64.95	44.95
E.P.F. IV	79.95	49.95
The Inspector	59.95	49.95
Locksmith	99.95	69.95
Quick Code	295.00	214.95
Routine Machine	64.95	44.95
Visicalc Preboot	49.95	39.95
Apple Writer Preboot	19.00	15.00

**COMMUNICATIONS**

	LIST	ARK
Data Capture	89.95	59.95
Hayes Terminal Prog.	99.95	64.95
Pro Ascii	129.95	89.95

**MISC. Enhancements**

	LIST	ARK
CCS Calendar/Clock	100.00	99.95
Enhancer II	149.00	119.95
Eprom Programmer	395.00	355.95
Koala Graphics Tablet	124.95	89.95
Kraft Joystick	64.95	49.95
P100 Sweet P Plotter	795.00	699.95
ROM Writer	175.00	139.95
Snapshot	119.00	94.95
Super Fan II	79.95	59.95
Super Fan w/Zenar Ray	109.95	89.95
Super Switcher	295.00	219.95
Videx Function Strip	7.95	59.95

WE ACCEPT VISA/MASTERCARD, PERSONAL CHECKS (ALLOW 10 DAYS TO CLEAR) OR COD (\$2.00 CHARGE). PLEASE INCLUDE 3% FOR SHIPPING (\$2.00 MIN.) OR 5% FOR BLUE LABEL (\$3.00 MIN.). FOREIGN SHIPPING 10% (\$5.00 MIN.). CALIFORNIA RESIDENTS ADD 6% SALES TAX. ALL ITEMS ARE NEW AND CARRY MANUFACTURERS WARRANTY. PRICES AND AVAILABILITY ARE SUBJECT TO CHANGE WITHOUT NOTICE.





### OSI Readers Respond

Dear Editor:

It was with great sadness that I read your editorial in the August, 1983, issue proclaiming the death of OSI, AIM, SYM, and KIM. If you really mean not to accept any more articles on these micros, such an action is Oedipal, or at least patricidal, on your part and may well be expected to bring the historic retribution from the Fates. (Personally, I would have recommended the Furies.)

I believe you may have miscalculated the extent of your present (and future) readership concerned with these micros, perhaps due to some inadequacy of your sampling technique or to the reticence of many users to answer surveys, etc.

As an example of such a possibility, I would cite the fact that, although they have been rather slow to get going in this area, the American Association of Physics Teachers, which represents the vast majority of both college and high school physics teachers in the U.S., has presented workshops at each of its meetings over the past three years (and at numerous other times and locations),

Dear Editor:

The dropping of just the OSI and ASK articles and focusing on just the most popular and future computers is a mistake. Obviously, you are trying to expand your audience — one of them — making more room in the magazine — you can reach an even larger audience by covering all types and brand of machines. That's one reason why *BYTE* and *Computers and Electronics* are so successful. Why limit yourself to just a certain group of machines? Don't get me wrong, I'm not condemning your decision. Seeing a magazine with a potpourri of very useful information become specifically directed to a limited audience is like watching the United States step down on the ladder of world importance.

I guess the theme of this letter is to remember that not everybody has a PET, Coco, Atari, TI 99/4A, or any other of the few machines that you do cover. One thing that seemed to be a message in the August editorial is that

which have introduced more than three thousand teachers to the use of the KIM and SYM. In fact, it was only this year that their advanced interfacing workshop was entirely shifted from the KIM to the SYM. These activities are building a considerable base of competence in the laboratory application of single-board computers and are resulting in the appearance in the scientific literature of applications of these devices. Single-board micros are the essence of such interfacing applications, where it would be patently absurd to dedicate an entire Apple or Commodore 64.

I have been a subscriber to MICRO almost from its beginning and I have always appreciated its role in supplying information on the specialized microcomputers that were of greatest interest to my own applications in the educational field. Please don't abandon that unique position and become just another general computer magazine.

Charles D. Geilker, Chm.  
Department of Physics  
William Jewell College  
Liberty, MO 64068

if one submits an article demonstrating a new use for the MC68000 processor specific to the ASK machines, you'll ignore it! Again, I ask: Why just cover certain machines? Doing this just contradicts the subtitle of the magazine: "Advancing Computer Knowledge". Maybe it should now read: "Restricting Computer Knowledge". How about editorials on the latest portables? This letter was written on a Kaypro 4. Others using portables will appreciate useful information on this machine. Or how about the new Heathkit, the IBM PC, or the Hewlett Packards? Put all this together and you have either a new section in the magazine or a special issue!

Well anyway, thanks for helping me get the most out of my machine — something that other publications just couldn't have done.

Timothy Hu  
1601 E. Lincoln Way  
Cheyenne, WY 82001

### Atari FORTH Topics

Dear Editor:

I was pleased to see Mr. Dougherty's article on FORTH applications for the Atari (62:92). I would be even more pleased if he (or anyone!) could grapple with another FORTH-for-Atari issue: disk files. Since FORTH disk files are incompatible with other DOSes, including Atari DOS, an article on reading and writing Atari DOS files from FORTH would be a boon.

Also, I thought the magazine's name was "MICRO" because of the computers, not because of its typography. If an article deserves no better than unreadable microscopic print, should the article be printed at all?

Mr. Swanson's column has twice mentioned ways of controlling peripherals from the Atari joystick parts. The explanations have been terse and in expert's language, largely, I expect, because of the limits to space for a column. An article, however, would give him the chance to expand on the issue in terms understandable (or at least usable) by ordinary BASIC programmers. Example programs would be necessary, even if in tiny print!

Ronald Pitts

RD #5  
Kittanning, PA 16201


Dear Editor:

Thank you for the article "An Inexpensive Joystick for the Apple II" (62:48). I made it, and it works (after figuring out the orientation of the connector pin diagram). One note: I found a 16-pin DIP Header at my local Radio Shack (Part no. 276-1980, \$1.69 + tax).

Please, have more program listings for Apple; I originally subscribed to MICRO because it had good programs that I could enjoy. I'd also like to see more hints/techniques on programming — and, if you can find them, projects like the joystick.

Carl E. Serkland  
507 Fontonett Ave.  
Livermore, CA 94550

(Continued on next page)



## THOUSANDS OF COMPUTERS AND BUSINESS OFFICE MACHINES ARE GATHERING AGAIN IN WASHINGTON

The largest public computer show and business office equipment exposition ever held in Washington is coming to the Convention Center, October 27-30, 1983. If you've been thinking about a business computer, word processor, a video game, or a personal or home computer - The Fourth Annual Mid-Atlantic Computer Show and Business Office Equipment Exposition is the place to go to compare all the leading makes and question experts about the capabilities of their machines.

Unlike a computer store, The Computer Show offers you the opportunity to compare, question and learn about computers in a nonintimidating, no obligation, fun filled atmosphere. If you decide to buy at the show, you may save hundreds, even thousands of dollars because many products on display are for sale at super show prices.

The show features hardware and software for business, industry, government, education, home and personal use, including micro and mini computers, data and word processing equipment, computer graphics, peripherals, accessories, publications, support services and supplies.

Another major segment of the show is office systems, office products and office equipment such as electronic typewriters, telecommunications, telemarketing, copy machines, furniture, business machines, dictating equipment, microfilm equipment, facsimile machines, office supplies, publications and business services. Admission is \$5 for adults and \$3 for children.

**SHOW HOURS:**  
**THURSDAY-SUNDAY**  
**OCTOBER 27-30, 1983**  
10:30 A.M. to 6 P.M.

**WASHINGTON  
CONVENTION  
CENTER**  
H & 9th Streets, N.W.  
Take Metro Blue, Orange or  
Red Lines to Metro Center.

**PRODUCED BY COMPUTER EXPOSITIONS, INC.**  
**POST OFFICE BOX 3315, ANNAPOLIS, MARYLAND 21403**  
**TELEPHONE - WASHINGTON, DC AREA: 261-1047**  
**TOLL FREE OUTSIDE MARYLAND: 1-800-368-2056**

SPONSORED BY  
**WASHINGTONIAN**

**THE  
MID-ATLANTIC  
COMPUTER  
SHOW  
AND  
BUSINESS OFFICE  
EQUIPMENT  
EXPOSITION**

### Letterbox (continued)

Dear Editor:

I read in your CoCo Bits column that a new ROM version for the Color Computer was expected soon. ROM version 1.1 has been out for some time as I have had my CoCo for over six months and it contains 1.1. This can be determined by typing "EXEC 41175" then "ENTER". This will cause the ROM version to be printed to the screen.

The disk Scripsit and Spectaculator from Radio Shack are run by typing "RUN DOS" then "ENTER".

I know a lot of people at work with micros that used to laugh at the Color Computer and think of it as a toy, but no more. Some of them have even told me they wish they had purchased one instead of what they have.

Your magazine has a lot of good information in it. It would be great to see more on the Color Computer.

Brent Flemming  
3rd Floor, Systems  
700 Newport Center Dr.  
Newport Beach, CA 92660

### Newton-Raphson: Novel or Not?

Dear Editor:

I did not have the pleasure of reading "Extending Newton - Raphson's Method to Evaluate Complex Root" by P. P. Ong (56:71), but have just spotted Dr. Ong's letter in the July issue, wherein he mentions that the "extension (of the Newton-Raphson method) to include complex roots is novel."

I am afraid it is not that novel at all. In my textbook, *Introduction to Numerical Methods*, published by the Macmillan Publishing Company in 1970, I use the Newton-Raphson method to solve an equation with complex roots. Though no prior instances of such use come immediately to mind, I doubt that the technique was new even back in 1968 when the book was written.

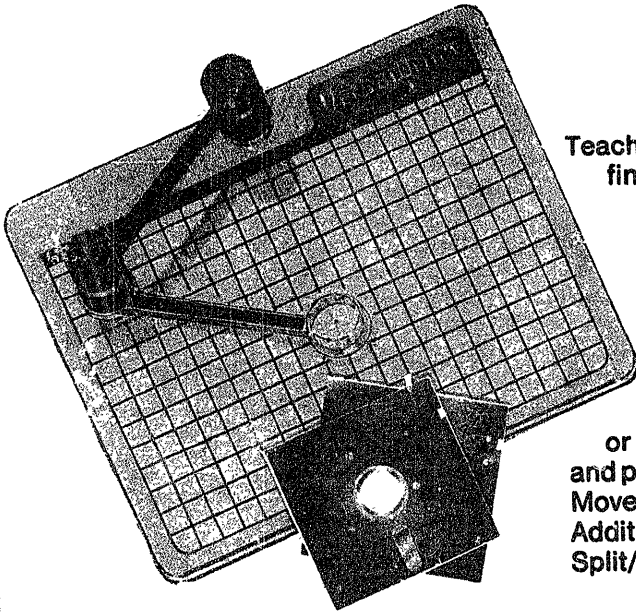
Peter A. Stark  
P.O. Box 209  
Mt. Kisco, NY 10549

(Continued on next page)



# VersaWriter

## FOR COMPLETE GRAPHICS



### GRAPHICS TABLET AND SOFTWARE


Teachers, artists, engineers, programmers & hobbyists find **VersaWriter** an easy to use tool for creating micro computer graphics. No programming experience is required. Pictures can be made by simply tracing. Even children can explore the exciting world of computer graphics. The **VersaWriter** is as limitless as your imagination.

**VersaWriter** contains complete software for drawing with color, brushes & dots. Add text or fill in over 100 colors. Create your own shapes and place anywhere on the screen. Use Area/Distance, Move Picture, Electronic Drawing & Skeleton programs. Additional features include Reverse Picture, Scaling, Split/Full Screen, Save, Load, Erase plus much more..

**Complete Hardware/Software System for Apple II/II+/IIe**  
(Also available for Atari and IBM PC)

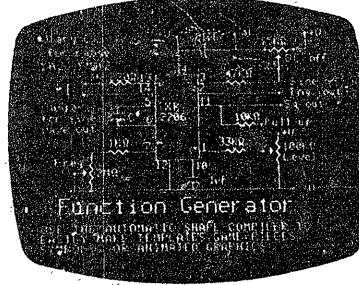
**\$299.00**

### VERSAWRITER DESIGNER PACS\*




**EXPANSION PAC I** - Create real time shape tables in full color. Contains 350 predefined shapes for architecture, games, circuit boards, etc. Edit or define pictures using the true color HIRES microscope with up to 4x magnification.

**\$39.95**



**EXPANSION PAC II** - Adds 10 powerful graphics commands to **VersaWriter** including: Shrink, Magnify, Fast Picture Loader, Combine Two Screens, Color Remover, and Mirror & Upside Down Functions. Mix functions to create unusual effects.

**\$39.95**



**EXPANSION PAC III - NEW!** To be released this Fall - Animation Tool Kit.

**\$49.95**



**VERSA**  
COMPUTING, INC.

\*Requires VersaWriter

3541 Old Conejo Rd. #104 • Newbury Park, CA 91320 • (805) 498-1956

## Letterbox (continued)

Dear Editors:

I refer to Peter Stark's letter to you concerning my article titled "Extending Newton-Raphson's Method to Evaluate Complex Roots" (56:71). I have already stated that NR's method is not new and numerous algorithms have already been tried long ago to extend it to complex roots (e.g., see W.E. Grove, *Brief Numerical Methods*, Prentice Hall, 1966, p. 9-14, as referred to in my article).

In Peter's book, the method described is, unfortunately, merely a simplified repetition of Grove's method and many others before him. Its chief defects, which render it unsuitable for a microcomputer (or even a more powerful computer), are:

- It necessitates a computer that can handle complex algebra, a requirement that is hard to satisfy even with present-day advanced microcomputers.
- Convergence is often so elusive and slow that it rarely concludes successfully.
- Perhaps most important of all, the algorithm suggested by Peter requires a lot of preliminary tedious

(and error-prone) calculations, such as to rationalize all the term denominators. My program is universal and does not require any prior manipulation of complex numbers. Just enter the coefficients of the polynomial and the computer takes over completely.

Beset by all these defects, Peter's algorithm is probably only suitable as an academic topic. I hope his readers would not be enthusiastic enough to take up his advice (p. 116 second paragraph last line) that his method is worth trying in actual practice. As a lecturer myself I know that the surest way to stifle a student's interest in any subject is to disappoint him with unattainable expectations especially after considerable effort has been put in.

Was it just by pure chance that for a practical illustration of his method, Peter had chosen the most simple polynomial equation:

$$x^2 + x + 1 = 0$$

This example is almost too trivial for illustration on my program. It took barely five seconds to yield the answers:

$$x = -0.499999999 \pm 0.866025403i$$

on my Apple II+ computer, a result that is more accurate than Peter's. Such an oversimplified case certainly cannot be regarded as typical. Had Peter tried with even slightly more complicated examples, he would have realized the limitations of his method. I am quite sure that Peter's method is unlikely to be successful with either of the examples I used in my article.

I will leave it to your readers to judge whether my method is superior. The best way for Peter to support his contention that my algorithm is not novel is to cite some earlier paper describing the de Moivre extension of NR's method that I have proposed.

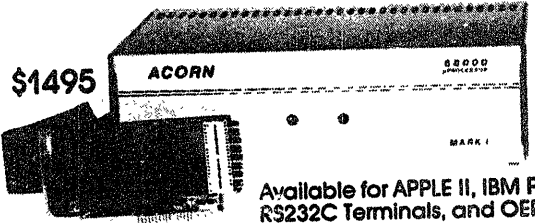
Dr. P.P. Ong  
Physics Department  
National University of Singapore  
Kent Ridge  
Singapore, 0511.

Send your comments, criticisms, or ideas to Letterbox, MICRO magazine, P.O. Box 6502, Amherst, NH 03031.

MICRO

### ACORN 68000 ATTACHED PROCESSOR

\$1495



Available for APPLE II, IBM PC, RS232C Terminals, and OEM.

**HARDWARE**

- 68000 at 8 MHz no wait states
- 128K RAM and 32K ROM
- Two RS 232c serial ports
- Real time clock and vectored interrupts
- Parallel Host Interface

**SOFTWARE**

- Monitor with built-in assembler
- Host Computer Interface
- S-record compatible development system

Send \$10 for 100 pp Users Manual Refunded with order or free brochure.

Coming Soon

Hi Resolution Color Graphics Display Board  
512 x 512 pixels with RGB output, NEC 7220 controller with 128K RAM,  
4096 Colors Available, use with ACORN or as separate peripheral.  
OEM kit with manuals, schematics, and circuit board for \$100.


**ACORN SYSTEMS INC.**  
1455 TORRANCE BLVD., #108 • TORRANCE, CA 90503

\*Apple II is a trademark of Apple Computer Co.  
\*IBM PC is a trademark of IBM Corporation.


## COMMANDER

THE MONTHLY JOURNAL FOR  
COMMODORE COMPUTER USERS


SUPER PET



VIC-20



PET/CBM



### GET YOUR MONEY'S WORTH

You've probably made a sizeable investment in your computer equipment. **COMMANDER** can help you make the most of it. Each issue brings you the no-nonsense advice you need to stay on the leading edge of this constantly changing field. **COMMANDER** will be your reference to the world of computers... with the best, most comprehensive coverage you can get!!

Subscribe now and take advantage of our limited offer of \$4 off the one year subscription.

1 YR. U.S. \$22  2 YR. U.S. \$40  3 YR. U.S. \$58  
(Prices do not include \$4 Discount) Prices in U.S. Funds  
Washington residents please add 7.8% sales tax


—Subscription Orders Only—  
Toll Free Number: 1-800-426-1830  
(except WA, HI, AK)

**COMMANDER**  
P.O. BOX 98827  
TACOMA, WASHINGTON 98498  
(206) 584-6757

another  
**FLEXIDUCT**®

OFFICE  
SAFETY PRODUCT

When you  
least expect it,  
**ZAP!!!**



In a few millionths of a second, common electrical surges and spikes can enter your data processing equipment and cause memory loss, false logic and misregistration. Surges very often do permanent damage to microcircuitry.


**FLEXIDUCT** Surge Suppressors catch surges and spikes before they have a chance to enter your equipment. In billionths of a second (Nanoseconds), **FLEXIDUCT** Surge Suppressors dissipate surges and spikes from any side of the line (most protect only one side).

Model FS-P plugs into the wall outlet to protect that outlet and all other outlets on that circuit. For safety, it is fused to protect from overloads.

No computer should be without the protection of a **FLEXIDUCT** Surge Suppressor...especially yours! Write or call for further information. Available from office products retailers.

**FLEXIDUCT**® Surge Suppressors

a product of Winders & Geist, Inc. P.O. Box 83088 Lincoln, NE 68501 402/474-3400



by Loren Wright

### POWER64 Makes Programming Easier

**H**ow would you like to be able to hit a single key on your Commodore 64 and have "POKE 53281," appear instantly on the screen? This "instant phrase" feature is only one of the many capabilities of POWER64.

To start, as soon as the POWER64 system is loaded in, many of the keys have new functions. For instance, the shifted "R" key immediately types "RETURN" on the screen, and the Commodore key and the "L" key cause "LEFT\$" to be printed. Also, the program listing behaves differently. Just move the cursor past the top or bottom of the screen and the listing begins to scroll, line by line. There is no longer any need to keep your finger poised nervously over the STOP key for fear of missing that vital line.

There is an AUTO command that automatically prints the next line number as you hit RETURN. If you quit the sequence (by hitting RETURN on the line with only a line number), you can resume programming where you left off simply by typing AUTO again. Of course you can specify the increment.

The DELETE command allows you to delete a whole range of lines with a single command — no more one-by-one line deletions! The RENUM command is the most powerful I've seen. It actually lets you renumber parts of your program, which means you can keep all your subroutines beginning on even thousands!

So much for the everyday commands. There is a lot more. As I mentioned at the beginning, you can redefine any key to a phrase, which could even be something like "FOR I=1 TO 100: ?!: GOSUB 2000: NEXT I". When you hit the redefined key (usually a shifted one), the whole phrase is instantly typed on the screen for you. You can even redefine a key to execute a whole subroutine consisting of many lines.

POWER64 has one of the most powerful search and search-and-replace packages I've seen: there are wild characters, a whole-program or next-occurrence operation, and a convenient repeat. Even the syntax is easy to remember.

Next, there's a whole set of debugging commands. The star of the show is the TRACE command, whose options include displaying at the top of the screen or in-line and full-line displays with variable value or just line numbers. After you invoke the TRACE command and type RUN, you can single step, trace continuously, or even execute for a while without any trace display. Responses to GET and INPUT statements are handled easily. The WHY command lets you know where in the program line an error occurred, and the DUMP command displays the values of all variables (except arrays). The DUMP display is such that you can easily change the value of any variable and CONTINUE program execution.

The FIX and PTR commands restore the BASIC pointers that get fouled up, especially when you have

loaded a machine-language program to a strange place. FIX also reinitializes POWER64. EXEC is a very powerful command that allows you to turn control over to a logical file.

TEST lets you LOAD (or type in) and RUN a second program without destroying the first. BACK sends you back to the first program.

That just about covers the capabilities of POWER64, but there is more to be considered. First, POWER64 is relocatable and automatically adjusts itself to the current Commodore 64 memory configuration. That means that, if you have a cartridge in place that takes memory from the top of BASIC, POWER64 will load in automatically below. (It does work with the C64-Link cartridge.)

Brad Templeton, the author of POWER64 and POWER (for the PET, reviewed in MICRO 50:69), has written a convenient resident assembler called PAL, which works extremely well with POWER64. The PAL assembler will be reviewed in a future issue of MICRO.

The manual, by Jim Butterfield and Brad Templeton, does well at both teaching the newcomer how to use the product and serving as a good reference. There are several appendices that help the advanced programmer get even more from POWER64.

It is easy to add your own commands and default-key definitions to POWER. In fact, a disk-oriented expansion package called MOREPOWER is included on the disk. MOREPOWER makes most disk tasks considerably easier. A single key will get you the disk directory or the disk-error messages. You can LIST a program (or even a sequential file!) from the disk without destroying your current program. There are SIZE and START commands that can read the length or beginning (for ML programs) of any program file on disk. You can LOAD or LOAD and RUN a program from a directory listing by simply moving the cursor to the left of the entry and hitting a single key. You can MERGE one BASIC file into another. (This is also possible with the EXEC command, but more is involved.) There are several others.

To prove that I haven't been paid off for this glowing review, I'll mention a couple of negative items. The AUTO command works in an annoying manner (at least for me). When you go to a previous line to make a change, the system doesn't recognize that you are no longer cranking out lines in the expected sequence. Other AUTO commands I've seen can handle this.

The price (\$99.95) is certainly fair for all the things you get, but you should consider whether you really need everything POWER64 has to offer. Unless you do a fair amount of programming, the answer may very well be no. The manual mentions a cartridge version, which would make using the package more convenient, but less flexible. This is the only practical way that people without disk drives could use it.

POWER64 is available from Pro-Line Software Ltd., 755 The Queensway East, Unit 8, Mississauga, Ontario L4Y 4C5 (416-273-6350).

MICRO



# Products for Commodore, Atari, Apple, and others!

## NEW THE MONKEY WRENCH II A PROGRAMMERS AID FOR ATARI 800 NEW AND IMPROVED — 18 COMMANDS PLUGS INTO RIGHT CARTRIDGE SLOT

If you are a person who likes to monkey around with the ATARI 800, then THE MONKEY WRENCH II is for you!! Make your programming tasks easier, less time-consuming and more fun. Why spend extra hours working on a BASIC program when the MONKEY WRENCH can do it for you in seconds. It can also make backup copies of both type cassette programs. Plugs into the right slot and works with ATARI BASIC cartridge.



\$59.95

The MONKEY WRENCH provides 18 direct mode commands. They are: AUTO LINE NUMBERING — Provides new line numbers when entering BASIC program lines. RENUMBER — Renumbers BASIC's line numbers including internal references. DELETE LINE NUMBERS — Removes a range BASIC line numbers.

VARIABLES — Display all BASIC variables and their current value. Scrolling — Use the START & SELECT keys to display BASIC lines automatically. Scroll up or down BASIC program. FIND STRING — Find every occurrence of a string. XCHANGE STRING — Find every occurrence of a string and replace it with another string. MOVE LINES — Move lines from one part of program to another part of program. COPY LINES — Copy lines from one part of program to another part of program. FORMATTED LIST — Print BASIC program in special line format and automatic page numbering. DISK DIRECTORY — Display Disk Directory. CHANGE MARGINS — Provides the capability to easily change the screen margins. MEMORY TEST — Provides the capability to test RAM memory. CURSOR EXCHANGE — Allows usage of the cursor keys without holding down the CTRL key. UPPER CASE LOCK — Keeps the computer in the upper case character set. HEX CONVERSION — Converts a hexadecimal number to a decimal number. DECIMAL CONVERSION — Converts a decimal number to a hexadecimal number. MONITOR — Enter the machine language monitor.

In addition to the BASIC commands, the Monkey Wrench also contains a machine language monitor with 16 commands used to interact with the powerful features of the 6502 microprocessor.

## NEW VIC RABBIT CARTRIDGE AND CBM 64 RABBIT CARTRIDGE

### NEW FEATURE! DATA FILES!

"High Speed  
Cassette  
Load and Save!"

**\$39.95**

(includes cartridge  
and manual)



for VIC

Don't waste your Life away waiting to LOAD and SAVE programs on Cassette Deck.

Load or Save 8K in approximately 30 seconds! Try it—your Un-Rabbitized VIC or 64 takes almost 3 minutes. It's not only fast but VERY RELIABLE

Almost as fast as 1541 Disk Drive! Don't be foolish — Why buy the disk when you can get the Rabbit for much, much less!

Allows one to APPEND Basic Programs!

Easy to install — just plugs in.

Expansion Connector on rear of the VIC Rabbit.

Works with or without Expansion Memory

Works with VIC or 64 Cassette Deck.

12 Commands provide other neat features.

Fast Data Files - two data file modes

Also Available for 2001, 4001, and 8032

## Now for the "64" STCP — 300/1200 Baud Standard Terminal Communications Package

• PFO • IOD • OOA • CP • D1 • D2 • BELL 12 30 00 10 14 36

Don't settle for non-standard Communications Protocol! Access Micro Net. Source. Bulletin Boards. Local Main frame etc.



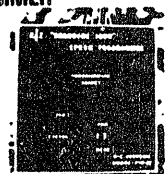
- Complete Package — Includes RS232 Interface Board and software (does not include modem)
- Communicates in Industry Standard ASCII
- Upload/Download to/from Disk
- Automatic File Translation
- Can be controlled from keyboard or user supplied basic or machine language program

Specify 3.0 or 4.0 ROMs or 8032 Commodore Computer 4040 or 8050 or PEDISK II Disk or CBM64 on 1541

Price: \$129.95

## ATARI AND PET EPROM PROGRAMMER

Programs 2716 and 2532 EPROMs. Includes hardware and software. PET = \$75.00 — ATARI (includes sophisticated machine language monitor) = \$119.95



Prowriter Printer - Excellent dot matrix print parallel - call Serial - Call IEEE - Call

**PET BASIC SCROLL PROGRAM**  
Scroll thru Basic Programs using cursor up/down keys. Specify computer. \$6.00 on cassette, \$9.00 on diskette.

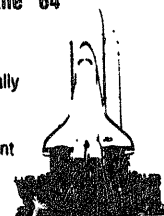
**65C02 MAE**  
Same as our MAE but enhanced for the new 65C02 Opcodes. Turns your computer into a development system for the new ROCKWELL 65C02 Microprocessor. \$200.00 — Specify Computer.

**EHS's CBM64 Monitor Cartridge**  
**\$25.00**

Every Commodore 64 owner should have this Machine Language Monitor to explore the interesting and exciting world of Machine Level Code. If you can't think of a need for it now, some day you'll wish it was in your Software Library. Commands include Display Registers/Memory, Disassemble, Assemble, Transfer, etc. Over 20 commands. Cartridge and Manual - 25.00.

More than just an Assembler/Editor!  
Now for the "64"

It's a Professionally Designed Software Development System



**MAE**  
for  
PET  
APPLE  
ATARI  
~~\$169.95~~  
New  
Price  
~~\$95~~

Blast off with the software used on the space shuttle project!

- Designed to improve Programmer Productivity
- Similar syntax and commands. No need to relearn peculiar syntaxes and commands when you go from PET to APPLE to ATARI
- Coresident Assembler/Editor. No need to load the Editor then the Assembler then the Editor etc.
- Also includes Word Processor, Relocating Loader, and much more
- Options: EPROM Programmer, unimplemented opcode circuitry
- STILL NOT CONVINCED? Send for free spec sheet!

Special Price \$59.95

## 5 1/4 INCH SOFT SECTORED DISKETTES

Highest quality. We use them on our PETS, APPLES, ATARIs, and other computers. \$22.50/10 or \$44.50/20

EPROMS 2716 = \$4.50 2532 = \$7.50  
Over 40 Commodore Programs by Baker (on 4040) = \$25.00



# Eastern House

3239 Linda Dr  
Winston-Salem, N.C. 27106  
(919) 924-2889 (919) 748-8446  
Send for free catalog!



ATTENTION ALL  
MICROCOMPUTER OWNERS!!  
**CSE MEANS MORE**  
Introducing our expanded product line

We now distribute MORE software, hardware and accessories

We now deal with MORE machines than ever before

We want to make you a satisfied customer MORE than the "other" guys

Call or write us for information on whatever you're looking for

You'll get our best service because it means MORE to us

HERE'S JUST A SAMPLE OF WHAT WE OFFER:

Anchor Automation, California Computer Systems, DMP Systems Software, D.Q.F.L.S. Word Processing Software, Diablo, Electrohome, D.C. Hayes, Mountain Computer, NEC, Microsoft, Practical Peripherals, Videx, Zenith and SO MUCH MORE!!

We carry a variety of diskettes, O.S.I. software, educational software, and games too!



COMPUTER SCIENCE ENGINEERING

Box 50 • 291 Huntington Ave. Boston 02115  
617-423-9501

**DON'T MISS  
OUR  
GRAPHICS  
CONTEST**

**SEE PAGES  
108 - 109  
FOR  
DETAILS**

**MICRO™**

**From Here To Atari**

Paul S. Swanson

Several inquiries came in concerning the listing for the Mode 10 Painter Program, Part I, appearing in the July issue of Micro. The listing was typeset, which is a difficult format to decipher into the proper keystrokes when translating the graphics characters onto the Atari computer. The screen format listing in September should help you find any bugs. To make your screen conform to the 40-column format of these listings, POKE 82,0 before entering the program. That will set your left margin at column zero and give you a full 40-column screen.


**GTIA Modes**

The painter program also inspired a few questions about the three GTIA modes. All three of the modes are variations of GRAPHICS 8 screens. The shadow of the hardware register PRIOR, which is located at (decimal) 623, contains two switches that control the four possible interpretations. Since GRAPHICS 8 and GRAPHICS 0 screens both use the same type of interpretation, this location can also be used to control a GRAPHICS 0 screen so that it can be used as a GTIA character graphics screen.

Specifically, the interpretation for the GTIA modes all use four bits, so each byte contains the information for two pixels. If GRAPHICS 9 is declared, or a POKE 623,64 is executed, each four bits will be interpreted as the luminance of the hue contained in color register four (SETCOLOR 4,H,0 where H is the background hue). The luminance should be set to zero. If it is not zero it will create some undesirable effects on the display and at least some of the selections of luminances will be lost.

GRAPHICS 11 is the inverse of GRAPHICS 9. This interpretation happens in response to either a GRAPHICS 11 statement or POKE 623,192. All 16 hues will appear at the luminance stored with SETCOLOR 4,0,L (L is the luminance). The luminance of the black background is always zero, independent of the luminance selected. Using a hue number other than zero alters the background color, but has an undesirable effect on the hues as setting the luminance has on the luminances of a GRAPHICS 9 screen.

GRAPHICS 10, which corresponds to a POKE 623,128, is the only one that uses color registers other than register four. All nine color registers, which include the ones altered with SETCOLOR 0,... through SETCOLOR 4,... and the four used for the players and missiles (POKE 704,... through POKE 707,...) are used on this screen. The allowed color values on the screen are zero through nine. The other seven are not practical to use, although they will produce colors. The screen background is taken from player zero's



color and can be set with a POKE 704,HUE\*16+LUMINANCE. POKE 705 through 707 for the colors one through three. SETCOLOR 0,... through SETCOLOR 4,... control colors four through nine. Notice that although SETCOLOR 4,... sets the background color in most other modes, it is a foreground color in mode 10. Mode 10 is the only mode that uses location 704 for the background color. The colors set with SETCOLOR 0,... through SETCOLOR 4,... are, in the same order, stored at locations 708 through 712, so POKE 704+COLORREG,HUE\*16+ LUMINANCE, where COLORREG is the color number to set, HUE is the hue (0 through 15) and LUMINANCE is the luminance value (even numbers in the range 0 to 15).

#### EREDIT

EREDIT, by EHR3, Inc., is a newly introduced editor that can be used to create and/or edit BASIC or assembly-language files. It will also save all of the changes made to the file and allow you to "back out" of changes you have made, all the way back to the original version if you wish. It uses the files on disk as BASIC LIST files, or the equivalent in assembly language (a TYPED file from the Synassembler, for example).

All of the screen editing controls normally used when entering or editing a BASIC program are available in this editor (i.e., the four arrow keys, INSERT, DELETE, etc.). It is also possible to be editing one file and list another file on the screen. Combining this with the full screen editing allows you to take lines, with or without additional editing, directly from another file into the file you are editing.

EREDIT is controlled by 31 commands. Several of them are DOS commands, allowing operations like file delete, file copy, directory list, disk format, lock and unlock, to be performed without entering DOS. Several commands allow statements to be relocated in the program text and renumbering is available. There is also an overlay option that prevents you from redefining a line. This can be very valuable in preventing accidental deletions of lines in the program being edited. The COMPARE command allows line-by-line comparison between programs, noting every line that is different in comparing two files (including lines appearing in one file but not the other).

There is no BASIC syntax checking in EREDIT so it is possible to create and/or edit BASIC files only to find errors while ENTERing it into BASIC later. This is not too

*(Continued on next page)*

For affordable business software, put **MICROSPEC** in



MicroSpec is serious about offering sophisticated business programs at an affordable price. And there's no skimping on the quality or capabilities of the programs.

Whether you're using **DBM, INV, G/L, PAY, A/R, A/P, Fixed Asset, Rental Property Management, Mail List, or Checkbook Manager** you'll find MicroSpec programs offer the greatest flexibility and optimum performance for your specific needs. And you'll like the price!

Proven MicroSpec business programs are available NOW for the Commodore 64 and VIC 20 (trademarks of Commodore). Applications for other popular micros will be coming soon.

A leader in the design of affordable business systems - MicroSpec. Put it in your memory.

For more information, contact your local dealer.

**MicroSpec, Inc.**

P.O. Box 863085 • Plano, TX 75086

(214) 867-1333

(Dealer inquiries welcome)



## COMPUTER ACCESSORIES

### ERRORS—DOWNTIME—SERVICE

A speck of dust, dirt, or magnetic oxide on the read/write head of your floppy disk can cause data transfer errors, a disk crash, or even a costly disk drive failure. Regular use of Perfectata head cleaning diskettes can keep your drive heads clean and your system up and running. The Perfectata system can be used on single or dual-sided floppy disk drives. (Comes complete with 2 cleaning diskettes, a 4 oz. bottle of CS-85 cleaning solution, and full instructions.)

5.25" Disk Drive Cleaning Kit \$22.75

8" Disk Drive Cleaning Kit \$22.75

### ORGANIZE AND PROTECT YOUR DISKETTES

Organize your diskettes with an Innovative Concepts Flip 'N' File from Mercury Micro. Holds up to 50 diskettes in a handsome smoke-colored transparent plastic case.

Case for 5.25" Diskettes \$23.75

Case for 8" Diskettes \$29.75

### WHAT'S YOUR FAVORITE NUMBER?

New for spring. Top quality shirts with "64" or "20" printed in large numerals on both front and back. 50/50 blend will not shrink. Specify color and size and number choice. Available in red or blue, S-M-L-XL.

\$7.50 each

### ORDERING INFORMATION

Phone (301) 994-1122

### SHIPPING

Add \$1.50 to all orders for shipping. We pay balance for UPS service on all orders. Add \$2.00 for COD. Maryland residents please add 5% state sales tax.

WRITE OR CALL FOR FREE COMPUTER ACCESSORY CATALOG: SURGE PROTECTORS, DUST COVERS, BOOKS, DISK MAINTENANCE, BLANK MEDIA AND MUCH MORE.



Mercury Micro Inc.  
Dept. F  
Cherry Field Road  
Drayden, Md. 20630

# SPECTRUM

32K RAM Button.....	\$ 2.99
NANOS Reference Card.....	\$ 3.99
64K RAM Button.....	\$ 4.99
Coco Editor Assembler.....	\$ 6.95
Coco Tech Manual .....	\$ 7.95
16K RAM Chips .....	\$ 9.95
Coco Secrets Revealed Book .....	\$ 14.95
LED On/Off Indicator .....	\$ 14.95
Coco Light Pen.....	\$ 19.95
ATARI Joystick Interface .....	\$ 19.95
Video Interface Kit.....	\$ 24.95
16K-32K Upgrade Kit .....	\$ 25.95
6883 SAM Chip .....	\$ 29.95
6809E CPU Chip .....	\$ 29.95
Basic ROM 1.1 .....	\$ 36.00
64K RAM Chips .....	\$ 49.95
MARK DATA Keyboard.....	\$ 69.95
BOTEK Printer Interface.....	\$ 69.95
Extended Basic ROM .....	\$ 84.00
Disk Controller.....	\$ 139.95
COLOR COMPUTERS.....	\$ CALL

Call or Write for FREE Catalog  
**SPECTRUM PROJECTS**  
 93-15 86th Dr Woodhaven, New York 11421  
 Add Sales Tax & \$3.00 for S/H  
 ●● Dealer/Club Inquires Invited ●●

## 212 441-2807

## From Here to Atari (continued)

serious a drawback, since the corrections are easily done from BASIC at that point. The only other drawback I noted was the fact that there was no immediate mode capability, or anything equivalent. Generally, when I am writing or editing a program, I use the immediate mode to execute ASC (- CHR\$( conversions or perform calculations.

The user manual is in the reference book style, listing all of the commands in alphabetical order with adequate descriptions of each. Also, if the EREDIT disk is in the disk drive, the command HELP followed by a command name will list a brief description of the identified command on the screen. In both the manual and on the screen, the defaults are listed with the descriptions.

In summary, EREDIT can be a valuable tool to use in the development of software in BASIC or assembly language. It is available at EHR3, Inc., 174 Summit Avenue, Summit, NJ 07901. Suggested retail price is \$49.95. Inquiries are invited at that address by mail or by telephone at (201) 277-6785. It is compatible with the Atari 1200XL computer as well as the Atari 400 and 800 computers.

### Next Month

I will review two software packages in next month's column. One is XBASIC from SUPERware, a utility program that stays in memory when a BASIC program is being written and executed. It provides many interesting capabilities not available in the standard Atari BASIC relating to arrays, strings, player/missiles, and DOS. The other program is S.A.M. (Software Automatic Mouth) from Don't Ask Software, which adds a sophisticated speech synthesizer to your Atari with no additional hardware. These topics will be presented along with a simple way to implement a display-list interrupt, which can be used to change character sets, colors, or the switches that control the GTIA interpretation so that a text window may be added to a GTIA screen.

SCIENTIFIC SOFTWARE ASSOCIATES, LTD.

# Q-card

Questionnaire Analysis Software

- Microcomputer based  
Avoid the expense of contract services -- do everything in-house on your own Apple II+ microcomputer.
- Easy data entry  
Avoid time consuming keypunching. Uses respondent-marked cards entered with an Optical Mark Reader (keyboard entry also possible).
- Comprehensive data analysis  
Sort on any variable(s), tally all responses, conduct cross tabs, correlations, linear regression, frequency distributions, and more.
- Complete editing capabilities  
Weight items, derive composites, add or delete items, and more.
- Easy-to-use  
Programs are user friendly, menu driven, and interactive. No special computer expertise is required.

Call or send for more information today.

SCIENTIFIC SOFTWARE ASSOCIATES, LTD.

BOX 208 • WAUSAU, WI. 54406  
 TELEPHONE: (715) 845-2086

Apple II+ is a registered trademark of Apple Computer, Inc.

You may contact Paul at 97 Jackson St.,  
 Cambridge, MA 02140.

MICRO™





# FOR YOUR APPLE II

Industry standard products at super saver discount prices

## SOFTWARE

	Lisi	SGC
<b>ARTSCI</b>		
Magicalc .....	\$149.00	\$ 99.00
Magic Window .....	149.00	99.00
DBase (Apple) .....	695.00	475.00
<b>BRODERBOND</b>		
Payroll .....	\$395.00	\$295.00
Arcade Machine .....	59.95	39.95
Serpentine .....	34.95	24.95
Galaxy Wars .....	24.95	20.95
<b>DATAMOST</b>		
Aztec .....	\$ 39.95	\$ 27.95
Casino "O" .....	39.95	27.95
Worlds .....	29.95	20.95
Mating Zone .....	29.95	20.95
Pandora's Box .....	29.95	20.95
Swashbuckler .....	34.95	24.95
Roundabout .....	29.95	20.95
<b>INFORM</b>		
Zork 1, 2, 3 .....	\$ 39.95	\$ 27.95
Planet Fall .....	49.95	32.95
Starcross .....	39.95	27.95
<b>PEACHTREE</b>		
Accounts Payable .....	\$400.00	\$295.00
Accounts Receivable .....	400.00	295.00
General Ledger .....	400.00	295.00
Inventory .....	400.00	295.00
<b>SENTIENT</b>		
Congo .....	\$ 34.95	\$ 24.95
Cyborg .....	34.95	24.95
Goldrush .....	34.95	24.95
<b>SIRIUS</b>		
Bandits .....	\$ 34.95	\$ 24.95
Epoch .....	34.95	24.95
Fly Wars .....	29.95	20.95
Beer Run .....	29.95	20.95
Outpost .....	29.95	20.95
Snake Byte .....	29.95	20.95
Sneakers .....	29.95	20.95
Joy Port .....	49.95	37.95
<b>STRATEGIC SIMULATIONS</b>		
Bomb Alley .....	\$ 59.95	\$ 42.95
Computer Combat .....	59.95	42.95
Ambush .....	59.95	42.95
Quarter Back .....	39.95	27.95
Germany 1985 .....	59.95	42.95
The Warp Machine .....	39.95	27.95
Gettysburg .....	59.95	42.95
<b>DANA</b>		
Series Baseball .....	\$ 29.95	\$ 20.95
Wiz Plus .....	39.95	27.95
T.G. Joystick .....	59.95	45.00
Select-A-Port .....	59.95	45.00

## SPECIAL AND NEW

### BASIS COMPUTER

128K Memory • 80 Column Card • C.P.M.3.0,  
DOS Perfect Calc • Perfect Filer • Perfect Speller •  
Perfect Writer • 2 Disk Drives • Monitor  
Special ..... \$2295.00

### FRANKLIN ACE 1000

64K, 1 Disk Drive • 64K Expand-A-Ram • Magicalc  
Special ..... \$1595.00

64K Expand-A-Ram ..... \$ 225.00

128K Expand-A-Ram ..... \$ 275.00

P.S. Buffer Card  
Stand Alone ..... \$ 155.95

Graphitti Card  
(Specify Printer) ..... \$ 89.00

### PRINTERS

NEC 8023 ..... \$ 395.00

NEC 8023 with  
Parallel Interface/Cable ..... \$ 449.00

OKI 82A  
80 col./120 cps. .... \$ 439.00

OKI 83A  
136 col./120 cps. .... \$ 695.00

Brother  
Letter Quality ..... \$ 889.00

### ACCESSORIES

Disk Drives with Controller  
(Apple) ..... \$ 225.00

VersaCard ..... \$ 169.00

With Graphics ..... \$ 203.00

P.S. Buffer Card  
16K Buffer ..... \$ 105.95

P.S. Buffer Card  
with Graphics & Cables ..... \$ 189.95

16K Card ..... \$ 65.00

Floppy Discs  
Box of Ten ..... \$ 25.00

With Order ..... \$ 19.90

PRT 1

Parallel with Cable ..... \$ 79.00

### BUSINESS SPECIAL

Includes 80 Column Z-80 Card • 16K Card •  
Wordstar • Supercalc

Special ..... \$825.00

### D.O.S. Programming SPECIAL (Apple II)

80 Column Card • Magicalc • Magic Window •  
Magic Speller • 16K Card

Special ..... \$449.00

### 3-CARD SYSTEM

80 Column 16K Card • Z-80 Card

Special ..... \$349.95

### MODEMS

Smartmodem 300

Special ..... \$229.00

Smartmodem 1200

Special ..... \$545.00

D-Cat Modem

Special ..... \$164.95

### MONITORS

Amdex Amber ..... \$159.95

USI Green ..... \$159.95

USI Lo/Res Color ..... \$299.95

### 80 COLUMN CARDS

Smarterm 2 ..... \$129.00

Videx Video Term. .... \$215.95

Ultra Term. .... \$289.95

### Z-80 CARDS

Microsoft Card ..... \$229.95

Apple IIE, 64K, 80 Column ..... \$ 99.00

### EDUCATIONAL SOFTWARE

Spelling/Reading Primer ..... \$ 29.95

Perception ..... \$ 20.95

Counting Bee ..... \$ 23.95

Word Scrambler ..... \$ 15.95

Fractions ..... \$ 36.95

Intro. Algebra ..... \$ 21.95

Frenzy/Flip Flop ..... \$ 25.95

Wordstar ..... \$305.95

SuperCalc ..... \$175.00

VisaCalc ..... \$179.00

Spellstar ..... \$175.00

All equipment shipped factory fresh. Manufacturers' warranties included. California customers add 6 1/2% tax. Include payment by personal check, money order, or cashier's check with order and SGC will pay shipping charge. Call for amount of shipping charge when paying by credit card.

All items are normally in stock

**(415) 490-3420**

... And we'll be here to help after you receive your order. Feel free to call the SGC Technical Staff for assistance.



The mail order specialists

342 Quartz Circle, Livermore, CA 94550



by Jules Gilder

**A**pple's Lisa computer is in the news again this month along with the Russians, typesetting by computer, and an alternative to hard disk drives. Those of you who have been following developments in computer hardware during the last six months are no doubt aware of the sheer joy expressed by IBM PC owners when they found out that they could turn their \$4000 IBM PC into a \$1500 Apple by simply plugging a card into the IBM computer. The much larger software base of the Apple II computer makes this \$680 accessory quite attractive, and it is capable of running about 98% of all Apple software. (*Editor's note: MICRO has a review copy of the Quadram Quadlink. It appears to run any software that does not require any specific hardware other than a printer. It emulates an Apple II as well as the Apple III does.*)

Now it looks like the shoe is going on the other foot. According to industry sources, Apple is considering the possibility of making MS-DOS, the operating system used on the IBM PC, available on the Lisa computer. Since Lisa uses a 68000 microprocessor, it will be necessary to add an 8088 or 8086 microprocessor to the Lisa in order to let it run MS-DOS. The Unix operating system is also being developed for the Lisa, and speculation is that Concurrent CP/M-86 is being considered too.

The rush to get more operating systems working on the Lisa seems to be Apple's reaction to IBM's dominance of the office environment. Because of the small initial market for the \$10,000 Lisa, the development of software for it has lagged seriously and only a small number of outside programs has been developed. Allowing the Lisa to run MS-DOS would open up the possibility of permitting the Lisa to read and write IBM disks directly. The only possible problem here is that Apple is using a specially designed disk drive with the Lisa and it might not be able to read the IBM disks.

### Russian Apples

The Apple II computer is so popular that Apple has been having a lot of trouble with counterfeit computers being manufactured in the Far East. Now it seems that the Russians are getting into the act, too, and are producing their own counterfeit Apples. Unlike the counterfeits from Taiwan, the Russian clone is not expected to surface in the United States but will instead be going to schools and research centers inside Russia.

### Setting Type with Your Apple

Many companies have discovered that they can use a word-processing program on their Apple computer to prepare material for a typesetting machine. The text is then sent by modem to the typesetter and camera-ready copy can be produced. Preparing this text with a word processor, while acceptable, is not really a good way to do things because word processors do not have all of the capabilities of a typesetting system, and it's almost impossible to tell what the final copy will look like. But now a small California company called The Type Source has developed a program that turns an Apple //e with a CP/M card into a full-blown typesetting terminal.

The program, known as STL (for Simplified Typesetting Language), sells for \$695 and can be used to interface directly with a wide variety of phototypesetting machines including those from Compugraphic, Mergenthaler, APS, AM Varityper, and Itek. By permitting the user to enter all of the standard typesetting commands and giving him a display that is similar to those found on regular typesetting terminals, it is no longer necessary for the typesetter to get involved and translate the user's commands into typesetting commands. The net result is a saving of 30% to 50% in typesetting costs. The

program is capable of working with up to eight different type faces at once and can produce very small 5.5-point characters or extra large 74-point characters. The package comes with a special telecommunication package for typesetters, a special HELP menu, and complete documentation including basic lessons in typesetting terminology and functions. STL will be available for the Apple //e in November

### An Alternative to Hard Disk Drives

For those of you who have been thinking of buying a hard disk drive, take a look at the V1200 disk drive from Vista before you do. While this is not a hard drive, it is a system that can easily store up to 6 megabytes of data. The system uses a special cartridge that holds five removable 5¼-inch floppy disks. Each disk stores up to 1.2 megabytes of data on it. While each of the floppies looks a lot like the standard Apple floppy, looks can be deceiving. The storage capacity of these disks is equal to that of double-sided, double-density 8-inch floppies.

The drive used in the V1200 is a special one that is manufactured only by a company called Amlyn. In use, the V1200 selects the disk you specify, pulls it away from the others in the pack with a picking arm, and feeds it into the drive mechanism. While this may seem like a Rube Goldberg-type of device, in practice it works very well and in six months has never failed to operate properly. Because the angle of the cartridge in the drive changes with the disk selected, and the disk has to be loaded into the drive, initial access to data is a little slow. But once the disk is loaded, access to any of the 1.2 megabytes of data on it is as fast as that of a hard disk drive. That's because it loads data into the Apple the same way hard drives do — by using direct memory access (DMA), a technique that bypasses

(Continued on page 20)

# wabash<sup>®</sup> diskettes for as low as \$1.29 each!

## Now get Wabash Quality at a CE Price

For over 17 years, Wabash has been making high quality and dependable computer products. Wabash diskettes are made to provide error-free performance on your computer system because every diskette has been totally and hypercritically tested. Since you can now buy Wabash computer products directly from CE, the world's largest distributor of magnetic media, you can now get maximum savings on every order. You can even order toll-free.

## New Wabash Six Year Warranty

The quality of Wabash diskettes is stressed throughout the entire manufacturing process. After coating, all Wabash diskettes go through a unique burnishing process that gives each diskette a mirror-smooth appearance. Wabash then carefully applies a lubricant that is specially formulated to increase diskette life. Then, to keep out foreign particles, a unique heat seal bonds the jacket and liner together to help prevent contamination. After 100% hypercritical testing and certification, Wabash then packages each diskette, (except bulk pack) in a super strong and tear resistant Tyvek<sup>®</sup> envelope. The final Wabash product is then shrink-wrapped to insure cleanliness and reduce contamination during shipment. Wabash diskettes are so very reliable that Wabash now offers a six year warranty in case of defects in materials or workmanship on all diskettes purchased directly from Communications Electronics.

## New...Wabash Diskette Duplication Services


Communications Electronics has teamed up with Wabash to provide a single-source solution for the diskette duplication requirements of software developers, OEM's and distributors. All service is in-house, to give you fast, dependable service. In most cases, delivery can be completed in five days. Whether you require 100, 1,000, or 10,000 copies per week, call CE first for a no obligation price quote. For additional information, please write us on your letterhead with your requirements.

### SAVE ON WABASH DISKETTES

Product Description	Part #	CE quant. 100 price per disk (\$)
8" SSSD IBM Compatible (128 B/S, 26 Sectors)	F111	1.89
8" SSSD Shugart Compatible, 32 Hard Sector	F31A	1.89
8" SSDD IBM Compatible (128 B/S, 26 Sectors)	F131	2.39
8" DSDD Soft Sector (Unformatted)	F14A	2.99
8" DSDD Soft Sector (256 B/S, 26 Sectors)	F144	2.99
8" DSDD Soft Sector (512 B/S, 15 Sectors)	F145	2.99
8" DSDD Soft Sector (1024 B/S, 8 Sectors)	F147	2.99
5 1/4" SSSD Soft Sector w/Hub Ring	M11A	1.49
5 1/4" Same as above, but bulk pack w/o envelope	M11AB	1.29
5 1/4" SSSD 10 Hard Sector w/Hub Ring	M41A	1.49
5 1/4" SSSD 16 Hard Sector w/Hub Ring	M51A	1.49
5 1/4" SSDD Soft Sector w/Hub Ring	M13A	1.79
5 1/4" Same as above, but bulk pack w/o envelope	M13AB	1.59
5 1/4" SSDD 10 Hard Sector w/Hub Ring	M43A	1.79
5 1/4" SSDD 16 Hard Sector w/Hub Ring	M53A	1.79
5 1/4" DSDD Soft Sector w/Hub Ring	M14A	2.69
5 1/4" Same as above, but bulk pack w/o envelope	M14AB	2.49
5 1/4" DSDD 10 Hard Sector w/Hub Ring	M44A	2.69
5 1/4" DSDD 16 Hard Sector w/Hub Ring	M54A	2.69
5 1/4" SSQD Soft Sector w/Hub Ring (96 TPI)	M15A	2.59
5 1/4" DSQD Soft Sector w/Hub Ring (96 TPI)	M16A	3.69
5 1/4" Tyvek Diskette Envelopes - Price per 100 Pack	TE5	12.00

SSSD = Single Sided Single Density; SSDD = Single Sided Double Density;  
DSDD = Double Sided Double Density; SSQD = Single Sided Quad Density;  
DSQD = Double Sided Quad Density; TPI = Tracks per inch.

**Quantity Discounts Available**  
Wabash diskettes are packed 10 disks to a carton and 10 cartons to a case. The economy bulk pack is packaged 100 disks to a case without envelopes or labels. Please order only in increments of 100 units for quantity 100 pricing. With the exception of bulk pack, we are also willing to accommodate your smaller orders. Quantities less than 100 units are available in increments of 10 units at a 20% surcharge above our 100 unit price. **Quantity discounts** are also available.



Order 500 or more disks at the same time and deduct 1%; 1,000 or more saves you 2%; 2,000 or more saves 3%; 5,000 or more saves 4%; 10,000 or more saves 5%; 25,000 or more saves 6%; 50,000 or more saves 7%; 100,000 or more saves 8%; 500,000 or more saves 9% and 1,000,000 or more disks earns you a 10% discount off our super low quantity 100 price. Almost all Wabash diskettes are immediately available from CE. Our efficient warehouse facilities are equipped to help us get you the quality product you need, when you need it. If you need further assistance to find the flexible disk that's right for you, call the Wabash compatibility hotline. Dial toll-free 800-323-9868 and ask for your compatibility representative. In Illinois or outside the U.S. dial 312-593-6363 between 9 AM to 4 PM Central time.

## Buy Wabash Diskettes with Confidence

To get the fastest delivery from CE of your Wabash computer products, we recommend you phone your order directly to our Computer Products Division and charge it to your credit card. Be sure to calculate your price using the CE prices in this ad. Written purchase orders are accepted from approved government agencies and most well rated firms at a 30% surcharge for net 30 billing. For maximum savings, your order should be prepaid. All sales are subject to availability, acceptance and verification. All sales are final. All prices are in U.S. dollars. Prices, terms and specifications are subject to change without notice. Out of stock items will be placed on backorder automatically unless CE is instructed differently. Minimum prepaid order is \$50.00. Minimum purchase order \$200.00. All shipments are F.O.B. Ann Arbor, Michigan U.S.A. No COD's please. Non-certified and foreign checks require bank clearance.

For shipping charges add \$8.00 per case or partial case of 100 8-inch flexible disks or \$6.00 per case or partial case of 100 5 1/4-inch mini-diskettes for U.P.S. ground shipping and handling in the continental U.S.A.

**Mail orders to:** Communications Electronics, Box 1002, Ann Arbor, Michigan 48106 U.S.A. If you have a Visa or Master Card, you may call and place a credit card order. Order toll-free in the U.S. Dial 800-521-4414. In Canada, order toll-free by calling 800-265-4828. If you are outside the U.S. or in Michigan dial 313-994-4444. Telex anytime 810-223-2422. Order your Wabash diskettes today.

Copyright ©1983 Communications Electronics™

Ad #U12483



**Order Toll-Free!**  
**800-521-4414**  
In Michigan 313-994-4444

**wabash**  
**error-free**  
**diskettes**

**COMMUNICATIONS**  
**ELECTRONICS™**

**Computer Products Division**

813 Phoenix □ Box 1002 □ Ann Arbor, Michigan 48106 U.S.A.  
Order TOLL-FREE 800-521-4414 or outside U.S.A. 313-994-4444

## Apple Slices (continued)

the microprocessor and loads data directly into memory.

The V1200 has a lot of benefits over the conventional hard disk drive. You don't have to worry about head crashes, drive alignments, lost data or backups. Because each disk in the cartridge can be easily removed and replaced, you can make your backups at the same time you save the original. One of the biggest advantages of the V1200, however, is the fact that it uses removable media. When a 5-megabyte hard disk fills up, you either have to purge old files or go out and buy a new 5-megabyte hard disk drive. With the Vista V1200, all you have to do is remove your 6-megabyte cartridge and insert a new one. Cartridges are fairly cheap and range in price from \$60 to \$70 for 6 megabytes of storage. The

ability to have multiple cartridges also means that you can dedicate individual cartridges to particular applications if you want.

The V1200 comes with a disk that contains several utility programs on it. One of them is a program that modifies normal 3.3 DOS so that it can work with the Vista drive. The modification makes it possible for DOS to recognize five disk drives per slot. Thus, to access any of the five diskettes in the cartridge you simply add a D1 to D5 designation after the file name. The INIT command in DOS is disabled by the modification because a special formatting program is required to format V1200 disks. Another program supplied on the disk is one that modifies FID so that it works with the new drive. You have no idea how great it is to run FID, select

the FREE SPACE option, and find out that you have 4500 sectors free (on a fresh disk). Another program provided with the drive is *Quickcharge*. This is a fastDOS program that significantly speeds up the reading and writing of DOS files.

In addition to working with standard DOS, the V1200 also works with the Pascal and CP/M operating systems. While the drive can be purchased from Vista for \$1549, you can get it a lot cheaper (\$1295) from A.P.P.L.E in Kent, WA.

You may contact Mr. Gilder at REDLIG Systems, Inc., 2068 79th St., Brooklyn, NY 11214.

**MICRO**

SOPHISTICATED TELE-COMMUNICATION IS HERE

### THE COMMUNICATOR for 4.0 Commodore Computers

**JIM STRASMA'S REVIEW:**  
"THE BEST TERMINAL PACKAGE I'VE SEEN YET"  
By April 1 (maybe sooner) It Will Be Even Better

SPEEDS UP TO 9600 BAUD  
XON — XOFF

TRUE CTRL KEY (we do our own keyboard scan)

**THE HARDWARE** — A printed circuit board; easily installed in the CBM. It uses no CBM connectors; gives a serial port with true RS232C standard.

#### THE SOFTWARE —

- Emulates the ADDS Regent 100, ADM 31 and/or the TeleVideo 950.1 Or choose the VT100 model for use with DEC and VAX computers.
- Runs coresident with BASIC programs; lets BASIC programs and program on host computer communicate to develop really sophisticated communication and control capabilities.
- The program is on ROM at either address; no disk loading required. Uses only 512 bytes of RAM; will relocate itself around any other machine language program at top of memory.
- Will upload and download and run BASIC programs. With BASIC program will upload and download standard data files. 100 page manual gives program listing for BASIC programs.

Excellent text editor designed to work with THE COMMUNICATOR  
**THE COMMUNICATOR \$200**  
Text Editor \$40

1200 baud modems beginning at low, low \$385, and even less when purchased with THE COMMUNICATOR

**AMPLIFY, INC.**

2325 Macbride, Iowa City, Iowa 52240 319-337-8378

1 trademarks Adds Regent, Inc., Lear Liegler, Inc., TeleVideo Systems, Inc.

FOR APPLE II PLUS, FRANKLIN, APPLE IIe

## Font DownLoader\*

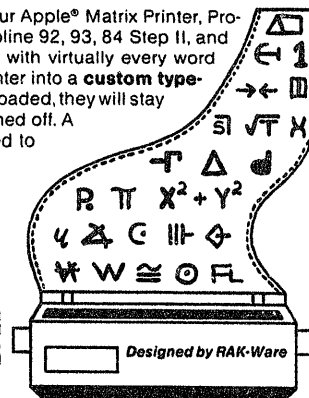
Expand the capacity of your printer hundreds of times

Load custom fonts into your Apple® Matrix Printer, Pro-writer™ 8510A, OKI® Microline 92, 93, 84 Step II, and Epson® FX and use them with virtually every word processor to turn your printer into a **custom type-setter**. After the fonts are loaded, they will stay in your printer until it's turned off. A

font editor is also provided to allow you to create your own graphics, text, foreign language letters, math and electronics symbols to load into your printer.

On-Disk (Specify Printer)  
..... \$39.00

\*Requires printer interface that adheres to Apple protocol (Tymac, Apple, Epson, etc) (Will not work with Pkaso, Wizard and some others).



## \$100 REWARD

Submit the best or most unique font using the above software and we will make you \$100 richer. Other prizes for the first 25 runners up.


Dealer and Distributor  
Inquiries Invited



**MICRO WARE**<sup>D</sup>  
1342 B Rt. 23, Butler, NJ 07405  
201-838-9027



# 80 COLUMN PRINTER SALE—\$149.00\*



## COM-STAR T/F

Tractor  
Friction  
Printer

only **\$219**

(Parallel or Serial)

- Lowest price quality tractor friction printer in the U.S.A. • Fast 80 characters per second
- 40, 46, 66, 80, 96, or 132 characters per line spacing • Prints labels, letters, graphs, and tables
- List your programs • Print out data from modem services

### \*STX-80 COLUMN PRINTER—\$149.00

Prints full 80 columns. Super silent operation, 60 CPS, prints HI-resolution graphics and block graphics, expanded character set, exceptionally clear characters, fantastic print quality, uses inexpensive thermal roll paper!

### DELUXE COMSTAR T/F PRINTER—\$219.00

The Comstar T/F is an excellent addition to any micro-computer system. (Interfaces are available for Apple, VIC-20, Commodore-64, Pet, Atari 400 and 800, and Hewlett Packard). At only \$219 the Comstar gives you print quality and features found only on printers costing twice as much. Compare these features.

- **BI-DIRECTIONAL PRINTING** with a LCGIC SEEKING CARRIAGE CONTROL for higher through-put in actual text printing. 80 characters per second.

- **PRINTING VERSATILITY:** standard 98 ASCII character set plus block graphics and international scripts. An EPROM character generator includes up to 224 characters.

- **INTERFACE FLEXIBILITY:** Centronics is standard. Options include EIA RS232C, 20mA Current Loop.

- **LONG LIFE PRINT HEAD:** 100 million character life expectancy.

- **THREE SELECTABLE LINE SPACINGS:** 6, 8, or 12 lines per inch.

- **THREE SELECTABLE CHARACTER PITCHES:** • 10, 12 or 16.5 characters per inch. 132 columns maximum. Double-width font also is standard for each character pitch.

- **PROGRAMMABLE LINE FEED:** programmable length from 1/144 to 255/144 inches.

- **VERTICAL FORMAT CONTROL:** programmable form length up to 127 lines, useful for short or over-sized preprinted forms.

- **FRICION AND TRACTOR FEED:** will accept single sheet paper.

- **224 TOTAL CHARACTERS**

- **USES STANDARD SIZE PAPER**

If you want more try —

### Premium Quality COMSTAR T/F SUPER-10X PRINTER—\$299.00

More Features Than RX-80

For \$299 you get all of the features of the Comstar T/F plus 10" carriage 120 cps, 9 x 9 dot matrix with double strike capability for 18 x 18 dot matrix. High resolution bit image (120 x 144 dot matrix), underlining, backspacing, left and right margin settings, true lower descenders, with super and subscripts, and prints standard, Italic, Block Graphics, special characters, plus 2K of user definable characters. For the ultimate in price performance the Comstar T/F Super 10" leads the pack!

### Double Immediate Replacement Warranty

We have doubled the normal 90 day warranty to 180 days. Therefore if your printer fails within "180 days" from the date of purchase you simply send your printer to us via United Parcel Service, prepaid. We will IMMEDIATELY send you a replacement printer at no charge via United Parcel Service, prepaid. This warranty, once again, proves that WE LOVE OUR CUSTOMERS!

### 15 DAY FREE TRIAL OTHER OPTIONS

Extra Ribbons ..... \$ 5.95  
Roll Paper Holder ..... 32.95  
Roll Paper ..... 4.95  
5000 Labels ..... 19.95  
1100 Sheets Fan Fold Paper ..... 13.95

Add \$17.50 shipping, handling and insurance. Illinois residents please add 6% tax. Add \$40.00 for CANADA, PUERTO RICO, HAWAII, ALASKA orders. WE DO NOT EXPORT TO OTHER COUNTRIES. Enclose cashiers check, money order or personal check. Allow 14 days for delivery, 2 to 7 days for phone orders. 1 day express mail available!! Canada orders must be in U.S. dollars.

**PROTECTO**  
**ENTERPRIZES** (WE LOVE OUR CUSTOMERS)  
BOX 550, BARRINGTON, ILLINOIS 60010  
Phone 312/382-5244 to order

**SUPER-10"    ABCDEFGH I JKLMNOPQRSTUVWXYZ  
                  ABCDEFGHIJKLMN OPQRSTUVWXYZ 1 2 3 4 5 6 7 8 9 0**

**GRAFSTAR (Apple interface card - "Like Grappler Plus") SALE \$69.00.**

John Steiner

There have been big developments in the CoCo world — you may have already seen the newest color computers. They sport new ROMs and the top-of-the-line version 64K color computer has a deluxe keyboard. This option will be available as an add on for the older CoCos.

If you live around the Dallas-Ft. Worth area, you can attend another Rainbowfest. This CoCo convention will take place the weekend of October 14, 15, and 16. Next month, November 4, 5, and 6, Los Angeles, CA will be the site of Color Expo sponsored by Color Computer Magazine. In February, another Rainbowfest will be held in Newport Beach, California. I am going to try to make it to the Dallas Rainbowfest, if at all possible, and will be looking forward to meeting you at the show. If you see me, stop and say hi.

In the June issue, I included a listing for a program that will find the start, end, and execute addresses of a machine-language program, but neglected to point out that the routine works only on a tape system. If you use the routine with a disk system connected, the results are invalid.

### A Look At The New Disk ROMs

The 1.1 disk ROMs are out, and the worst has proven to be true. Of all the disk software I have, the only software with disk I/O working under the new ROMs is Tandy-written. The only exception is disk Colorcom/E by Eigen Software Systems. I/O seems to be OK on that excellent terminal program, but I haven't had time to test it thoroughly. An acquaintance with Nelson's Color-term software says that the software works well with the new ROM. I am writing this column using Telewriter-64, which has been my standard word processor, but I am having to use the 1.0 disk card as Telewriter is not compatible with the new ROM.

I am waiting for documentation on the new ROM capacity, but so far none is available. It is capable of loading a DOS from the disk, a definite improvement over the older ROM. Hopefully Tandy will document this ROM a little better and allow other software developers to have greater access to standard I/O routines. There will be a shake up in the support industry as companies scramble to convert their disk I/O to run on the new ROMs.

I chatted with John Waclo of Elite Software, who has recently released Elite\*Calc. They will be converting Calc to run on the new ROMs. According to Mr. Waclo, a manufacturer has the option of either releasing two versions of his software, one for 1.0 and one for 1.1, or writing a universal version that will run on either ROM. The method chosen depends on the program itself. Disk users may have to read the fine print in ads to see if the program they want is written for the version of ROM they have. I am sure most manufacturers would want to create a single version for both ROMs if at all possible.

### J&M Disk Controller Card

The 1.1 ROM was delivered to me with the J&M driver controller card I obtained from J&M Systems, LTD of Albuquerque, NM. I mentioned in my August column that I had seen these cards at Rainbowfest and recently ordered one. The card is enclosed in an aluminum case and the workmanship is excellent. It is available with or without the 1.1 ROM. With the ROM, it is completely compatible with any Radio Shack software. I have interfaced the card with the TEC drive that is standard on the CoCo, with an MPI drive, and with Tandon drives, and all seem to work fine.

Two of the nicest features about the J&M card are digital pre-compensation (there are no potentiometers to get out of adjustment), and gold-plated card contacts. One of the most troublesome

areas of the Radio Shack card has been the lack of solid connections to the ROMport and drive-cable connector. The Radio Shack card needs constant cleaning to prevent oxidation from creating poor connections at the card ends. The J&M card should solve that problem. Surprisingly, the cards retail for only \$149.95. When mated with a Tandon or Teac drive, the J&M system is a powerful package. J&M told me they will be releasing a 1.1 super ROM that will have all the features of the new RS ROM, but also allow you to change step rates and other disk parameters. The ROMs will probably be available when you read this.

### Elite\*Calc

A high-quality spread-sheet program is finally available for the CoCo. The program is very much like the Super Calc that runs on larger business computers. I am truly impressed with Elite\*Calc. Though it has a few minor bugs, it provides nearly all of the functions that other commercial spread sheets make available. In addition, it has a few features others don't have. I have had the opportunity to work with the program since I purchased it at Rainbowfest and didn't realize it had IF-THEN-ELSE capacity until I read a recent ad. The one weak point of Calc is the manual. It is written for those who are somewhat familiar with a spread-sheet program. Use a book or tutorial for Super Calc or another spread sheet if you have problems understanding the Elite\*Calc manual. Transferring examples to Elite\*Calc syntax should not be difficult.

I am so impressed with the program that I have started a nationwide Elite\*Calc User's Group. The major objective of the group is to provide a clearinghouse for spread sheets. People who have written sheets can exchange them for sheets others have written. This should create a large supply of useful routines, and allow people to modify



already existing routines, rather than reinvent the wheel by having to completely write their own.

### Programmers' Utilities

Since this month's issue covers programming techniques, I wanted to mention several useful utilities available from Microlog. E. R. Bailey of Microlog has several programs available that process BASIC programs saved in ASCII format. The one I use most often is LLSTFM, a BASIC program formatter that provides a paged, titled, and dated program listing. The only nicety that could be added to the program is the inclusion of spaces between keywords in packed programs. Other utilities include a line-number cross referencer and a variable cross referencer. These programs scan your BASIC program and identify variables and line numbers and cross reference them for easy tracking of program logic.

A disk directory program does what RS DOS should: allows printed directories, a paged screen directory, and available space data. I will have more comments on these programs in a future column.

Another useful programmer's utility is the Platinum Worksaver by Platinum Software. I don't write any programs without first loading the worksaver. Single key keyword entry, redefinable keys, and a super screen editor make the program worth far more than the \$35.00 it costs. A keyboard overlay is included that can be used to remind you of key definitions saved with each program. The worksaver has a small overhead of a couple of hundred bytes, but complete screen editing and the ability to integrate Worksaver features into a program more than make up for the small overhead.

**MICRO**

You may contact Mr. Steiner at 508 Fourth Ave. NW, Riverside, ND 58078.



Leap into  
a new  
dimension  
with  
**Aztec C!**

#### C COMPILERS—COMMON FEATURES:

- UNIX VER 7 compatibility • standard float, double, and long support • run time library with full I/O and source • fast compilation and execution • full language.

#### AZTEC C II CP/M (MP/M) \$199

- produces relocatable 8080 source code • assembler and linker supplied • optional M80 interface • SID/ZSID debugger interface • library utility • APPLE requires Z80 and 16K card

#### AZTEC C I APPLE DOS \$199

- relocating assembler supplied • APPLE SHELL • VED editor • library and other utilities • requires 16K card

#### C86 IBM PC MSDOS CP/M-86 \$249

- directly produces 8088/8086 object code • linker supplied

Manuals—\$30 ORDER BY PHONE OR BY MAIL—Specify products and disk format

**MANX**<sup>®</sup>  
software systems


Box 55, Shrewsbury, N.J. 07701 (201) 780-4004



CP/M FORMATS: 8" STD. HEATH, APPLE, OSBORNE, NORTHSTAR, OUTSIDE USA—Add \$10 In N.J. add 5% sales tax

## AIM + POWER from COMPUTECH

All prices  
Postpaid  
(Continental  
U.S. —  
otherwise  
\$2 credit)



Check the  
outstanding  
documentation  
supplied with  
AIM65

Top quality power supply designed to Rockwell's specs for fully populated AIM 65 — includes overvoltage protection, transient suppression, metal case and power cable:

PSSBC-A (5V 2A Reg; 24V .5A Avg, 2.5A Peak, Unreg) ...\$64.95  
Same but an extra AMP at 5 volts to drive your extra boards:  
PSSBC-3 (5V 3A Reg; 24V .5A Avg, 2.5A Peak, unreg) ...\$74.95

The professional's choice in microcomputers:

AIM65/1K RAM .....\$429.95 BASIC (2 ROMS) .....\$59.95  
AIM65/4K RAM .....\$464.95 ASSEMBLER (1 ROM) ..\$32.95  
FORTH (2 ROMS) .....\$59.95.

#### SAVE EVEN MORE ON COMBINATIONS

AIM65/1K + PSSBC-A \$479.95 AIM65/4K + PSSBC-3 \$524.95

We gladly quote on all AIM65/40 and RM65 items as well.

ORDERS: (714) 369-1084



P.O. Box 20054 • Riverside, CA 92516  
California residents add 6% sales tax

# SJB DISTRIBUTORS. THE MOST COMPETITIVE PRICES ON COMMODORE.

## **commodore**

### NEW COMMODORE PRODUCT

CBM 64	Call
CBM B500	\$ 695
CBM B700	2990
CBM 1520 Plotter	259
CBM 1701 Color Monitor	279
B Series Software	Call

### SOFTWARE FOR CBM 64K

Word Processing (WordPro 3*)	\$ 69
Word-Pac (tape)	60
The Assistant Series	
Writer's Assistant (easy and flexible)	99
File Assistant (database with merge)	99
Spreadsheet Assistant	99
Pers. Finance Assist. (great reports)	45
Basicalc (Spreadsheet)	55
Coco II (build your own games easily)	45
Home Accounting Package	39
General Ledger, A/R, A/P with check writing	ea.139
CBM EasyFinance	50
CBM EasyScript	80
CBM EasyFile	80
Data Manager	70
Stock (investment analysis)	80
Pet Emulator (emulates 4.0 basic)	30
Sprite-Magic (use joystick to design sprites)	19
Assembler Package (cassette or disk, compiled, includes editor, loader, disassembler)	39
Spacebelt	20
Retroball	34

### INTERFACES & ACCESSORIES

80 Column Expander	\$159
VIC 1600 Modem	95
VIC 1650 (auto answer, auto dial)	150
VIC 1525 Graphic Printer	329
VIC 1530 Datasette Recorder	65
VIC 1541 Disk Drive	329
VIC Switch (connect 8 64's or Vics to printer, dd)	149
IEEE Interface (64)	85
PET-IEEE cable	33
IEEE-IEEE cable (2m)	43
Parallel Interface (Epson, Okidata, IDS, NEC)	80
RS-232 Printer Interface (Okidata, Diablo, etc.)	60
Programmers Reference Guide	18
Verbatim Diskettes (10 per box)	26
Vicree (Programmers Utility)	75

### VIC PRODUCTS & ACCESSORIES

8K RAM Memory Expansion Cartridge	\$ 40
16K RAM	70
24K RAM	105

VIC IEEE Interface	75
VIC 3 Slot Expander	27
VIC 6 Slot Expander	70
RS-232 Printer Interface	65
Cassette Interface	27
Home Finance Package (6 tapes)	47
Golf (64 also)	30
Omega Race	30
Arcade Joystick - Heavy duty w/2 firing buttons! Great for the VIC or 64	25

### MONITORS - GREAT RESOLUTION (64 OR VIC)

Amdak Color I	\$ 299
Amdak II or III	call
Panasonic CT160	279
Comrex 6500 - 13" Color	299
Transtar 20 (High Resolution Green Phosphor)	129
Video/Audio Cable	15

### PRINTERS - LETTER QUALITY

CBM 8300, 40 cps	\$1450
Diablo 620, 25 cps	949
ComRiter, 17 cps	819
Transtar 130, 16 cps (auto load, wp featurssl)	769
NEC 7700 series	2350
NEC 3500 series	1600

### PRINTERS - DOT MATRIX

CBM 8023, 150 cps/graphics	589
Epson FX Printer, 160 cps	529
Epson MX-80 w/Graftrax	349
CBM Graphics for Epson	65
Okidata 82A, 120 cps (serial and parallel)	429
NEC 8023A (parallel)	439
Okidata 92	559
Star Gemini, 10	360
Star Gemini, 15	499

### COMMODORE BUSINESS SERIES

SuperPet (5 languages, 2 processors)	\$1409
CBM 8032 Computer, 80 Column	1029
CBM Memory Expansion, 64K	359
CBM 8050, 1 mg. Dual Drive	1259
CBM 8250, 2 mg. Dual Drive	1500
CBM D9060, 5 mg. Hard Disk	2240
CBM D9090, 7.5 mg. Hard Disk	2600
CBM 2031, 170K Single Drive (New)	489
DC Hayes Smart Modem	220

### BUSINESS SOFTWARE

WordPro 4* or 5*	\$ 309
Administrator	489
VisiCalc (expanded)	199
The Manager (database)	199
BPI A/R, G/L, Job Cost, Inventory, Payroll	ea.325

### MasterCard, Visa, Money Order, Bank Check

COD (add \$5) accepted.  
Add 3% surcharge for credit cards.  
In stock items shipped within 48 hours,  
F.G.B. Dallas, Texas  
All products shipped with manufacturer's  
warranty.

Prices are subject to change without notice.


**TO ORDER  
CALL TOLL FREE  
800-527-4893  
800-442-1048  
(Within Texas)**

Business Hours  
Mon. - Fri. 8 to 6, Sat. 10-2

Write for free catalog.

### GAME OF THE MONTH

Adventure-Writer (make your  
own adventure game) ..... 39



**SJB DISTRIBUTORS INC.**  
10520 Plano Road, Suite 206  
Dallas, Texas 75238  
**(214) 343-1328**



# Programming Techniques

by Phil Daley

**W**hat is a programming technique? There are probably as many different definitions as there are programmers. The *Computer Dictionary* defines "programming" as "the process of creating a program" and *Webster's Dictionary* defines "technique" as a "method of handling materials of an art". This provides us with a general idea of methods for creating a program.

There are several categories of such methods; e.g., improving program legibility or internal documentation, increasing the speed of the program, providing the program user with a crash-proof friendly environment, providing future program changers with a structured well-designed program to modify,

and using features built into a particular computer to their best advantage. This issue of MICRO presents a collection of techniques for BASIC, Pascal, and machine-language programs to enhance your knowledge and enjoyment of your microcomputer.

Pascal users can look for a primer on gaming techniques in Pascal including a simple, but modifiable, example of a Pascal game. Also, there is a pseudo-random-number generator, usable for card dealing or anywhere random numbers are needed.

For machine-language buffs we have some techniques for faster matrix operations, an m-l string search, and an extremely sophisticated routine for animation with CoCo graphics. You

can plot figures in between vertical scanlines for a smooth-looking graphics display.

BASIC fans can really make their programs more friendly with the first of a series of user-friendly techniques. This month the subject is the directory menu for easy selection of programs from your disk collection. Add this program to all your bootable disks. We also have programs for screen data plotting for all our covered micros. This is a prelude to our character-graphics coverage for November.

We think you will enjoy our new expanded coverage with listings for all micros of as many programs as possible.

# The Directory Menu

by Phil Daley

One of the most important and yet most difficult tasks for a beginning computer user is to perform a directory search of a disk and to load and run a program. While a sophisticated user would have no trouble determining which programs are runnable (or B-runnable), the beginner is confronted with all sorts of file-types and meaningless filenames and has to remember the correct syntax (I even get mixed up going from computer to computer) and proper commands to get the computer to accomplish the task at hand. It would be much easier to have a single command to learn or, in the case of auto-booting computers, no commands to learn at all.

Directory Menu is a user-friendly utility program that will display a directory of all programs on a disk and allow you to load and run any program at the touch of a key. It will be useful for beginners who want to simplify

their disk organization and implement auto-running menu selection on their own disks. It will also be useful for programmers who want their programs to be the ultimate in user-friendly/simple menu selection.

Many people who buy computers do not want to learn about programming or memorize commands. Others are eager to begin writing their own programs. In either case, most people soon acquire a growing library of programs, storing many on a single disk. On auto-booting systems, such as the Atari and Apple, most people write DOS onto a disk before copying or saving other programs. This allows you to boot using any disk and to run a "HELLO" or menu program automatically. These procedures may seem quite simple to the experienced user, but the beginner can easily become confused and frustrated. Whether you are a beginner or not, you can save yourself time and

effort by letting your computer do the work.

Wouldn't it be easier to just turn on the computer and have the machine tell you the names of each file on a disk, assign it a number, then let you simply type your selection by number? Wouldn't it be easier to let the computer figure out if your selection is a BASIC or machine-language program, then run it for you? If you answered yes to these questions, read on.

The program creates a MENU and displays a page of program names one page at a time. To load and run a program displayed, merely type the number of the program appearing to the left of the program name and press return. Versions are included for the Apple, Atari, Color Computer, and Commodore 64. The listings and descriptions of the individual programs appear in the appropriate system sections of the magazine.

**MICRO**

# MONSTER SMASHER



POSS

by  
Dave  
Eisler

## It's midnight... Do you know where your monsters are?

It's the dead of night. You're the master of the graveyard. The monsters are a wild and lively bunch who like to party and raise the dead. Can you use the Monster Smasher System and keep them where they belong... six feet under? Only \$29.95 for your Apple\*, Commodore 64\* or Atari\*. Available at your computer dealer, or:



8943 Fullbright Avenue, Chatsworth, CA 91311-2750 (213) 709-1202

VISA/MASTERCARD accepted \$2.00 shipping/handling charge. (California residents add 6½% sales tax.)

Apple, Commodore 64, and Atari, are trademarks of Apple Computer Inc., Commodore Business Machines, and Atari Inc., respectively.

Copyright 1983 Datamost Inc

---

The author develops general-purpose plotting routines for the Commodore 64, VIC, PET, Atari 400/800/1200, TRS-80C, and Apple. Simple examples are used to demonstrate origins, scaling, rounding, and polar coordinates.

---

# Plotting Data With Character Graphics

by Loren Wright

It is easy to plot mathematical functions or create attractive designs on your computer's character-graphics screen. This article will show you how, starting with simple concepts and simple functions and working up to a plot using polar coordinates. The result of these exercises will be a set of general-purpose routines that you can use to plot nearly any function on your computer screen. On the way, you'll learn about origins, scaling, rounding, symmetry, and coordinate systems.

The article is written for Commodore, Atari, and TRS-80C screens. Nearly all differences are included in the start-up modules listed on page 29. The Apple's screen memory is not continuous, so these routines will not apply directly to the Apple. However, I have provided a separate set of modifications that will allow you to try the examples presented using the Apple's low-resolution graphics screen. See the listing on page 33.

The first thing we need is a system to describe the position of a point on the screen conveniently. The easiest system to learn is called a rectangular coordinate system. With this system two imaginary perpendicular lines intersect somewhere on the screen, usually at the lower left corner. This intersection point is called the origin, and the two lines are the axes. Each axis has a scale used for measurement. Depending on the data you are plotting, the size of the scale will vary. The horizontal and vertical scales may be different, but in our first examples they will be the same. By convention, the horizontal axis is called the x-axis and the vertical axis is called the y-axis.

The position of a point is described by measuring the distance from the origin to a perpendicular line leading from the x-axis to the point, and by similarly measuring on the y-axis the distance from the origin to a perpendicular line leading to the point. These two measurements, one along the x-axis and the other along the y-axis, uniquely describe that position. In figure 1, point A has x-y coordinates of 4,4; point B is at 5,3. Negative coordinates are possible, but we will save them until later.



### Start-up Modules

#### Commodore 64

```
10 OG = 1024: CM = 55296:
   XX = 24: MX = 39: MY = 24
20 POKE 53280,2: POKE 53281,1:
   CC = 2
40 PRINT "[ ]"
```

#### VIC-20

```
10 OG = 4*(PEEK(36866)
   AND 128) + 64*(PEEK(36869)
   AND 112)
11 CM = 37888 + 4*(PEEK
   (36866)AND 128): MX = 21:
   MY = 22: XX = 24
20 POKE 36879,PEEK(36879)AND
   8OR(16*2 + 1): CC = 2
40 PRINT "[ ]"
```

#### PET/CBM

```
10 OG = 32768: XX = 24: MX = 39:
   MY = 24
40 PRINT "[ ]"
```

Note: Don't use line 3050!

#### All Commodore Machines:

```
900 GET T$: IF T$ = " " THEN 900
999 STOP
```

#### TRS - 80C

(Requires Extended Color BASIC)

```
10 OG = 1024: XX = 88
20 MX = 31: MY = 15
30 CLS
.
.
.
900 IF INKEY$ = " " THEN 900
999 STOP
```

#### Atari 400/800/1200

```
10 OG = 256*PEEK(89) +
   PEEK(88)
20 XX = 56:MX = 39:MY = 23
30 SETCOLOR 2,13,10:
   SETCOLOR1,0,0:
   SETCOLOR4,3,6
40 POKE 752,1:PRINT "[ ]"
.
.
.
900 IF PEEK(764) = 255
   THEN 900
999 POKE 752,0:STOP
```

### Your Computer Screen

Most home computers in their standard character modes have a memory-mapped screen. That is, each character position on the screen has a different memory location associated with it. Each memory location contains a number, which is a code representing the character in the corresponding position on the screen. The screen memory locations begin with the upper left corner of the screen and continue in sequence from left to right until the bottom right corner is reached. To put a character on the screen we just POKE the appropriate numerical code into the proper screen memory location. This isn't very handy, since the screen memory locations are big numbers. What we need is a system to convert from the handy x-y coordinate system described above to the computer's own memory-mapped system.

First you need to know a few things about your particular computer. The first lines of our program will contain information describing your computer's memory-mapped screen. Type in the start-up module lines listed for your computer. The `[ ]` in the Commodore listings and the `[ ]` in the Atari listing indicate the clearscreen character obtained by pressing SHIFT and CLR or CLEAR keys.

OG is the origin, or the address representing the upper left corner. MX is the number of columns less one, and MY is the number of rows less one. (For these demonstrations, the first column

and first row are numbered 0.) XX contains the screen code for a capital X. The lines also contain statements that set screen, border, and character colors. The method varies with the computer.

### Graphing a Function

Now that you have customized the program to your computer, add the following lines:

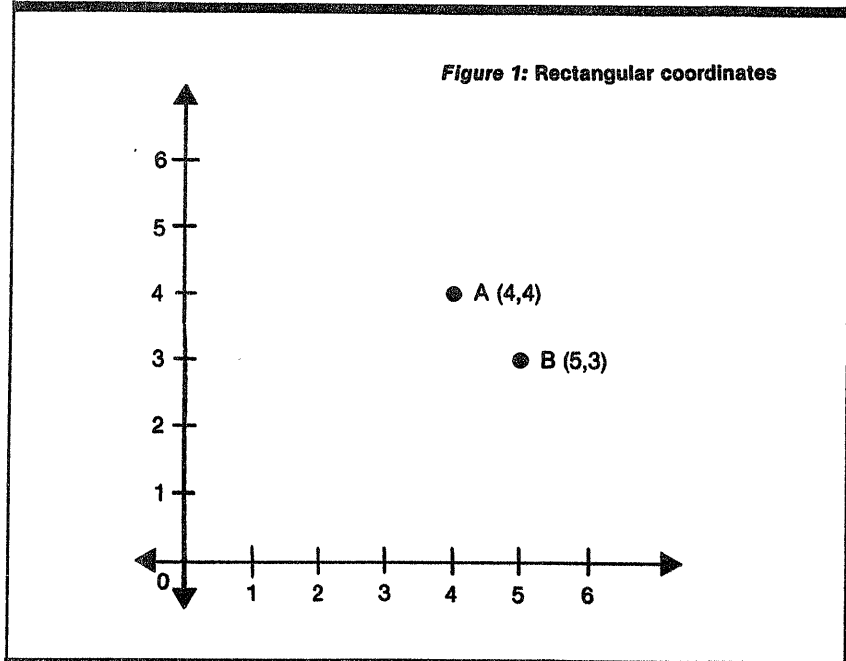
```
100 FOR X=0 TO MY: REM VIC use MX.
110 Y=X
120 X1=X: Y1=Y: GOSUB 3000
130 NEXT X

3000 REM X1=0 TO MX Y1=0 TO MY
3030 PO=(MX+1)*Y1+X1
3040 POKE OG+PO,XX
3050 POKE CM+PO,0: REM
   VIC & C64 ONLY
3060 RETURN
```

With any luck, you now have a line of X's leading down from the upper left corner. When we were discussing the coordinate system before, the origin was at the lower left, but this example makes the origin at the upper left. That's because the computer's screen memory starts with the upper left. We can correct this by adding line 3020 to the program:

```
3020 Y1 = MY - Y1
```

Try RUNNING the program again. This time the diagonal line starts at the  
(Continued on page 31)





# MICROSPEC

## SOFTWARE MEANS BUSINESS FOR THE COMMODORE 64

When it's time to get serious, it's time to boot up MicroSpec business software. Our complete line of business software is made to give you some real applications for your Commodore 64. From data base management to full accounting software, we have the package for you.

It's attention to detail that makes our packages so beautiful and makes them stand out from the rest. We realize that most people are first time users, so we designed all our packages to be completely menu driven and user prompted for each input. We also know that most people use only one disk drive, so we designed all our packages to virtually eliminate disk swapping. Other features like non destructive input routines really make our software easy to use. But all this doesn't restrict you. Pure random access file structure maximizes your disk capacity and allows you to bring up any record for viewing in less than a second.

In our efforts to put together the best packages available, we worked on more than the software. We took the same approach with the documentation as the software. We made it complete and easily understood for the first time user. We even provide sample reports in many cases.



The Demonstration Package, which shows how each program runs, is available for \$19.95. So, if you're serious about your 64, call or write for a complete brochure or go right down to your nearest computer retailer for a demonstration.

**WHEN YOU AND YOUR 64 ARE READY TO GET DOWN TO BUSINESS  
GIVE US A CALL**

# MICROSPEC

P.O. BOX 863085 • PLANO, TX 75086  
(214) 867-1333

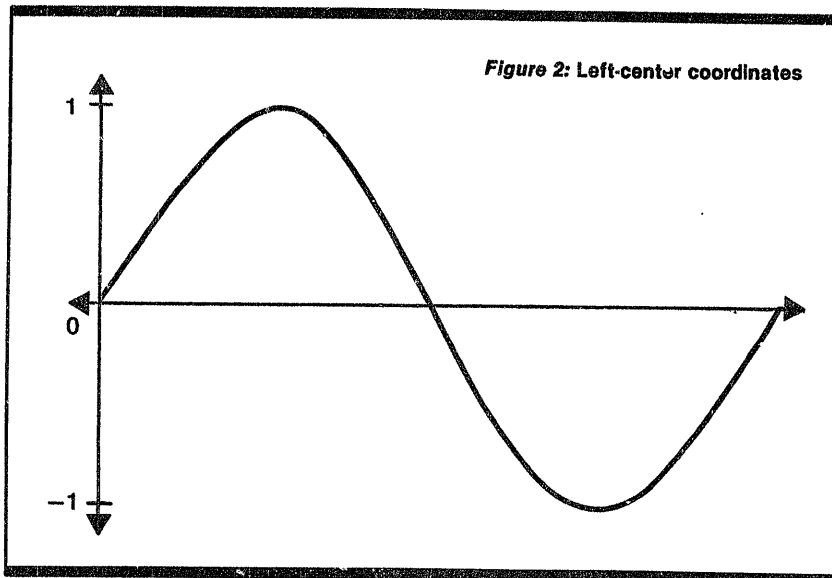


Figure 2: Left-center coordinates

bottom left. You have just graphed the mathematical function "Y=X" (see line 110 above) on your computer screen. Now try a new function. Make the changes in lines 100 and 110 so they appear as below:

```
100 FOR X=0 TO 10: REM CC use 7.
110 Y=2*X
120 X1=X: Y1=Y: GOSUB 3000
130 NEXT X
```

A new function "Y=2\*X" will be plotted when you RUN the program.

### Keeping It on the Screen

Note that line 100 had to be changed to prevent our graph from running off the screen. It is a good idea to be sure your points won't go off the screen since plotting out-of-range points could possibly crash your program. So far, I have been careful to choose values that will keep all points on the screen. You can't always be sure. By adding the following line to your plotting subroutine, you will avoid a disaster:

```
3010 IF (Y1 < 0)OR(Y1 > MY)OR
(X1 < 0) OR(X1 > MX) THEN
3060
```

This will cause the routine to return without plotting a point when either X or Y is out of range.

### Rounding

Now let's try a new function. Substitute the following for lines 100-120:

No. 65 - October 1983

```
100 FOR X=0 TO MX
110 Y=2*X/3
120 PRINT X;Y
```

When you RUN the program this time, a list of values instead of a graph will appear on the screen. Notice that most of the numbers calculated for Y are not whole numbers. Instead, many are decimals that end with a bunch of 3's or 6's. If you try to plot this on the screen by substituting 120 X1=X: Y1=Y: GOSUB 1000, you may or may not get a plot on the screen. The POKE command is designed to handle integers, not floating-point numbers, so your computer may give you an error message. Even if you were to use INT(Y), you would still get the wrong result. When X=2, Y is two-thirds. The INT() function turns two-thirds into 0, but we all know it should have been rounded up to 1.

Add the following line to your program:

```
70 DEF FNR(X)=INT(X+.5): REM Not
for Atari!
```

This defines a general-purpose rounding function, which we can use with any floating-point variable anywhere in the program. (It is not restricted to the variable X, even though it was used in the definition.) Revise the main portion of your program so it appears as below:

```
100 FOR X=0 TO MX
110 Y=2*X/3
120 Y=FNR(Y): REM Atari use: 120
Y=INT(Y+.5).
130 X1=X: Y1=Y: GOSUB 3000
140 NEXT X
```

MICRO

RUN the program now and you will see that, although the line of X's is pretty ragged, at least the values for Y have been rounded correctly.

### Scaling

The data you want to plot don't always fit neatly in the system we have set up. What happens when the numbers you calculate are larger than the maxima or when they are a lot smaller? The answer is to introduce a scaling factor. Consider the following example:

```
100 FOR X=0 TO 20
110 Y=X*X
120 X1=X: Y1=Y: GOSUB 3000
130 NEXT X
```

Be sure line 3010 is still in your plot subroutine and RUN the program. The first four or five points are plotted, but the remaining values are not. When X=5, Y=25, putting the point just off the top of the screen. When X=20, Y=400 and it would take a screen more than eight times as high to plot the point! To keep everything on the screen we need a scaling factor, which we will define in the set-up portion of the program:

```
90 SY=.05: REM CC use 90 SY=.037
```

Combine this with the rounding function to get a new line:

```
115 Y=FNR(Y*SY): REM Atari use: 115
Y=INT(Y*SY+.5)
```

Each character unit in the vertical direction is now 20, but all the points will appear on the screen when you run the program. To determine the appropriate scaling factor, you must know the maximum value for your function. Divide the value of MY by the function maximum. This number is your scaling factor. To make things neat, round it down when it is less than one and up when it is greater than one. Twenty-two divided by 400 is .055, so I chose .05 for SY. (For CC 15/400 = .0375, so use SY = .037.)

Now let's try an example that works the other way around. This time the values for Y will all fall between 0 and 1, so we'll need a large scaling factor. In addition we'll need a scaling factor for X. Delete lines 100-199 and type in the following program segment:

(Continued on next page)

```

90 PI = 3.14159265: SY = MY:
  SX = PI/MX
100 FOR X = 0 TO MX
110 X1 = SX * X
120 Y = SIN(X1) * SIN(X1)
130 Y = FNR(Y * SY): REM Atari use: 130
  Y = INT(Y * SY + .5)
140 X1 = X: Y1 = Y: GOSUB 3000
150 NEXT X

```

RUN the program first and you will see a rough bell curve plotted on the screen. Now for the details. Let's start with line 130. First Y (which I told you stays between 0 and 1) is multiplied by SY, which was set to MY in line 90. Then the rounding function is used. For the purposes of the calculation, X starts at 0 and goes up to  $\pi$  radians (the computer's SIN and other trigonometric functions use angles measured in radians rather than degrees). For the screen plot, we need integer values between 0 and MX. The solution is to keep X as an integer between 0 and MX (line 100) and use another variable X1 that increases in increments of  $1/MX$  times  $\pi$  radians. X1 is used for the calculation in line 120, and subroutine 3000 gets X1, as usual. By the way, those of you with Commodore computers can eliminate the first statement in line 90 and replace the variable PI with the  $\pi$  character.

### Origins

The previous example used the sine-squared function so we could keep the graph on the screen. Next we will graph a function that goes both positive and negative — a simple sine function. To do this, we need to move the origin. (Remember we placed it at the lower left corner of the screen at the very beginning.) The new origin is at the left edge in the middle (see figure 2). Delete lines 100-150 and replace them with the following program:

```

25 CY = INT(MY/2)
90 PI = 3.14159265: SY = INT(MY/2):
  SX = 2 * PI / MX
100 FOR X1 = 0 TO MX
110 X = SX * X1
120 Y = SIN(X)
130 Y = FNR(Y * SY): REM Atari use
  Y = INT(Y * SY + .5)
140 Y1 = Y: GOSUB 2500
150 NEXT X1

```

In addition to the main program, we add a new plot-routine entry that will

automatically convert the origin from an assumed left-center origin to the usual lower-left:

```

2500 REM LEFT-CENTER ORIGIN
  CONVERSION
2510 Y1 = Y1 + CY

```

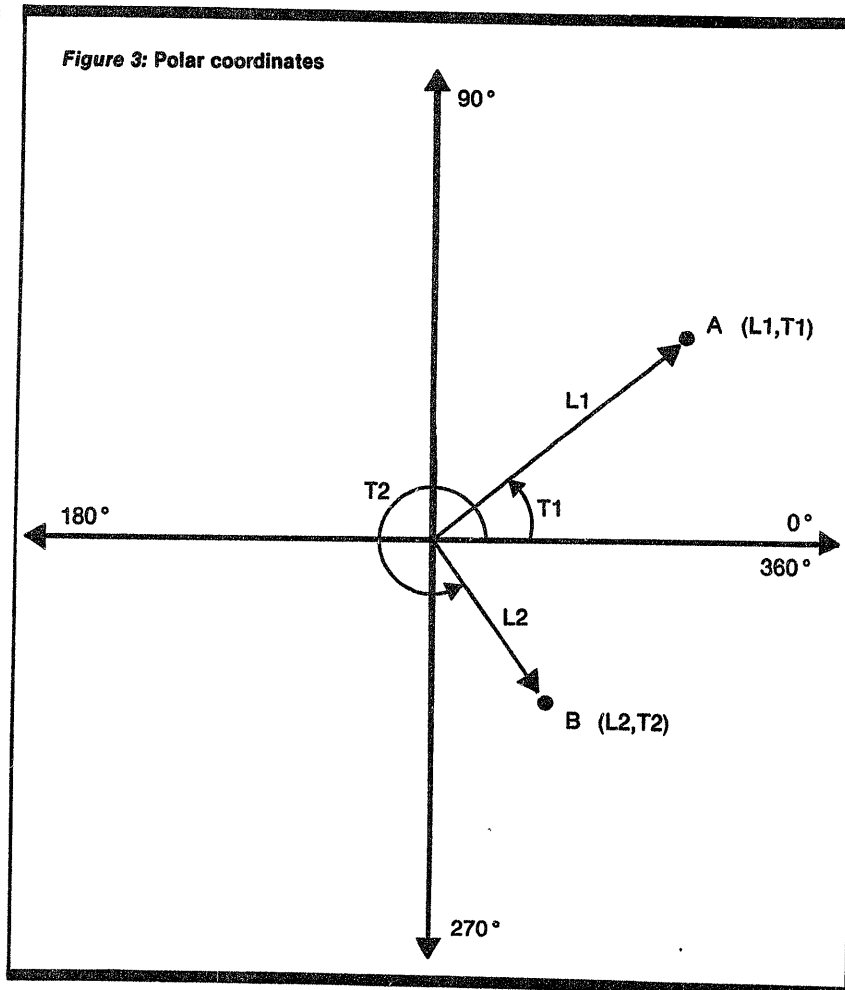
A lot has happened all at once. The sine function yields results between 1 and -1 or in a range of 2. To fill the screen vertically, we need a range of MY, so multiplying by  $INT(MY/2)$  converts the range to MY. As usual, the X value ranges in integer units from 0 to MX, so we use X1 as the FOR...NEXT loop index, and this gets passed directly to the plot routine. To calculate the Y values we use a separate variable X. By applying the horizontal scaling factor SX, we use X in the range 0 to  $2\pi$  in increments of  $1/MX$ th of  $2\pi$ .

In the main program, we converted the range of the function to the full height of the screen. However, the low end of the range is  $-INT(MY/2)$ .

Adding CY (which conveniently is  $INT(MY/2)$ ) makes the whole range positive, from 0 to MY. Instead of RETURNing to the main program, this routine automatically flows through to the plot routine we have been using all along. This way, you end up with a dual-purpose routine. If you are plotting with a lower-left origin, use GOSUB 3000; if you are plotting with a left-center origin, use GOSUB 2500.

### Polar Coordinates

Most functions can be handled very well with the x-y coordinate system we have used so far. However, many functions, such as the circle we are about to plot, are best dealt with using a polar coordinate system. In this system, a point's position is described by its distance (in a straight line) from the origin and the angle this line makes with the horizontal in a counter-clockwise direction. See figure 3 for an illustration of this. Point A is described by the length of the line L1 and the





angle T1, while point B is represented by distance L2 and angle T2.

The computer handles angles in radians, while humans are more comfortable using degrees. Therefore we add a new function to convert angles in degrees to radians:

```
70 DEF FNR(X) = INT(X + .5):
DEF FND(X) = X*PI/180
(Atari use: 70 DEG)
```

To plot a circle, we need the origin in the center of the screen, so we need a center value for X and a new plot-routine entry to handle the center origin:

```
25 CY = INT(MY/2): CX = INT(MX/2)
2000 REM CENTER ORIGIN
CONVERSION
2010 X1 = X1 + CX
```

This flows to the left-center entry and then to the main plot routine. Now you have a routine with three different entries, depending on the origin you are using. If you were using the routine with the x-y coordinate system and a center origin, then you would call the routine with GOSUB 2000. However, we are going to be using the polar coordinate system, so there will be a polar-to-rectangular section preceding it:

#### Apple LO-RES Listing

(Substitute the following for the start-up module and subroutine 3000. Everything else should work as described in the text.)

```
10 HOME: POKE - 16302,0: POKE
- 16304,0: CALL - 1992
20 COLOR = 15: MX = 39: MY = 47
```

```
900 IF PEEK(- 16384) < 128
THEN 900
910 TEXT: HOME
999 STOP
```

```
3000 REM X1 = 0 TO MX Y1 = 0
TO MY
3010 IF (Y < 0) OR (Y1 > MY) OR
(X < 0) OR (X1 > MX) THEN
3060
3020 Y1 = MY - Y1
3030 PLOT X1,Y1
3060 RETURN
```

```
1000 REM POLAR (L,T) TO
RECTANGULAR (X1,Y1)
CONVERSION
1010 T1 = FND(T): REM Atari use: T1 = T
1020 X1 = L * COS(T1)
1030 Y1 = L * SIN(T1)
```

Since we are now performing so many adjustments on the data, it is best to save the rounding until just before the actual plotting takes place:

```
3025 X1 = FNR(X1): Y1 = FNR(Y1)
(Atari: 3025 X1 = INT(X1 + .5):
Y1 = INT(Y1 + .5)
```

Now for the main program. With the polar coordinate system, L will be the same for all points, and the angle will change in even increments over the full 360 degrees:

```
100 FOR T = 0 TO 357 STEP 3
110 L = CY: REM VIC and Apple lo-res
use: 110 L = CX
120 GOSUB 1000
130 NEXT T
```

#### Symmetry

Chances are that you won't get a circle, even if you thought you were plotting one. Your circle is probably more oval-shaped. This is because the space a character occupies is not perfectly square. Keep the circle plot on the screen and measure it with a ruler vertically and horizontally. Divide the vertical distance by the horizontal distance to get your symmetry factor. My factor came out to 1.33. By adding one line to your program, you can make the circle, and any other radial patterns, appear more symmetrical:

```
2005 X1 = X1 * 1.33
```

Another easy pattern is a spiral:

```
100 FOR T = 0 TO 717 STEP 3
110 L = CY * T / 720
120 GOSUB 1000
130 NEXT T
```

By consulting geometry and trigonometry books, you will find other radial patterns, such as clover leaves, that can be easily programmed with the polar coordinate system.

#### Commodore Notes

In the start-up module we defined a variable CC, which we haven't used.

We can use the variable in line 3050:

```
3050 POKE CM + PO,CC: REM
COMMODORE ONLY
```

RUNning any of the program examples will now cause the plot to appear in red instead of black. You may vary the color as each point is plotted by changing the value of CC, or you can set it once at the beginning.

As part of next month's character-graphics feature, I will present routines that use the Commodore machines' powerful graphics characters to achieve higher resolution.

#### Plotting Your Own Functions

You should be able to plot nearly any function using the general-purpose routines presented. Follow this simple procedure:

1. Type in the start-up lines and lines 900-999 as shown for your computer.
2. Type in the plotting subroutines. Store this on tape or disk. It will be your template for any plotting you will do. Lines 100-899 will vary from plot to plot; the others will stay the same.
3. Determine the origin. If X and Y both stay positive, use the lower-left origin (line 3000). If Y goes both negative and positive, use the left-center origin (line 2500). If both X and Y go both positive and negative, then the center origin should be used (line 2000). Radial patterns, such as circles, ellipses, spirals, and florettes, should use polar coordinates as well (line 1000).
4. Determine the horizontal range (X direction) of your plot. Usually you will want to cover the whole range in integer increments. Use this range to pass (in variable X1) to the plot subroutine and calculate another X value, using a horizontal scaling factor, for your Y value calculation. The horizontal scaling factor is determined by dividing the actual horizontal maximum by MX (or CX for center plots). (See the sine wave example.)
5. Determine the vertical range (Y direction) of your plot. Divide MY (or INT(MY/2) for left-center or center origins) by the actual Y range of the function to get the vertical scaling factor.
6. The rest is simple. Use a FOR...NEXT loop with X1 or X as the index. Remember to pass X1 and Y1 to the subroutine.

# STRUCTURED GAME DESIGN

---

Game writing in any language can be a rewarding experience. When writing games imagination and fantasy are transformed into graphic or text display, which requires a foundation in program design.

---

*by Michael Allen*

**T**his article introduces the novice programmer to game programs. The Pascal language is used to provide clear examples. Advanced programmers will want to utilize these same concepts as assembly-language functions and procedures for greater speed in fast-paced games.

I have presented the examples as a compilable program so that the beginning game programmer is presented with a core around which to write his play screens. Any of the routines presented can be used as is or modified further for specific applications. Many of the routines can be used by more than one calling routine by adding parameters to the function headings.

When checking the list of variables, you will find that the majority used during the game are declared as global. The reason for this is to avoid using parameters, thus making it easy to keep track of the procedure calls during development.

In the fully compilable program that follows, the programmer needs only to fill in the screens. Using the procedures provided, a very playable game can be written (such as the sample screen). With a little effort and some modifications (try some graphics) this program can become the basic framework for any kind of game you might wish to write in Pascal.

```

{$S+} {SWAPPING OPTION FOR COMPILING LARGE PROGRAMS}

PROGRAM GAME;

USES APPLESTUFF; {NEEDED IN APPLE PASCAL
RANDOM, RANDOMIZE AND KEYPRESS ARE HIGHLY
USEFUL ROUTINES CONTAINED IN THIS UNIT}

CONST
  SIZE = 5;
TYPE
  INDEX = INTEGER;
VAR
  HI,POINTS : INTEGER[10];
  LEVEL,MEN : INDEX;
  LETTER : CHAR;
  WORDARR : PACKED ARRAY[1..SIZE] OF CHAR;
  COUNT,I : INDEX; {COUNT VARS-USE IN LOOPS AS NECESSARY}
  HISCORE : TEXT; {FILE FOR STORAGE OF HIGH SCORE VALUE}

```

**Sample Game  
requires:  
Pascal**

```
PROCEDURE SCREEN; FORWARD; {TO AVOID UNDECLARED NAME ERRORS}
```

The function 'COMPARE' compares a keyboard input to an array and returns a boolean value. This function would be useful in Hangman-type word games. The input variable 'LETTER' is compared to the array 'WORDARR' to check for a match.

```

FUNCTION COMPARE : BOOLEAN; {COMPARE AN INPUT TO A ARRAY}
VAR I : INTEGER;
BEGIN
  FOR I := 1 TO SIZE DO
    IF LETTER = WORDARR[I]
    THEN
      BEGIN
        WORDARR[I] := '0';
        COMPARE := TRUE;
        EXIT(COMPARE);
      END
    ELSE COMPARE := FALSE;
  END;
END;

```

The PLAYER UPDATE procedure is one of those routines that every game program must have. This procedure keeps the player informed as to the number of men left in play and the current score.

```

PROCEDURE PLAYERUPDATE; {UPDATE PLAYER INFO}
BEGIN
  WRITELN('POINTS = ',POINTS);
  IF MEN = 1 THEN WRITELN(MEN,' MAN LEFT')
  ELSE WRITELN(MEN,' MEN LEFT');
END;

```

Another necessary procedure is the 'END GAME' routine that tidies up the loose ends, such as storing the high score and displaying the player's level of achievement.

```

PROCEDURE ENDGAME;
BEGIN
  PAGE(OUTPUT);
  WRITELN('HIGH SCORE = ',HI);
  WRITELN;WRITELN;
  PLAYERUPDATE;
  GOTOXY(12,12);

```

```

IF POINTS > 1000000 THEN WRITELN('SUPER MAN')
ELSE IF POINTS > 500000 THEN WRITELN('ABOVE AVERAGE')
ELSE IF POINTS > 250000 THEN WRITELN('COMMON MAN')
ELSE IF POINTS > 100000 THEN WRITELN('ALMOST MAN')
ELSE WRITELN('YOU COULD LOUSE UP A BRICK WALL');
{RESET(HISCORE);
  IF POINTS > HI THEN WRITELN(HISCORE,POINTS);}
  {CAN BE USED AFTER CREATING DISK FILE}
EXIT(PROGRAM);
END;

```

```

FUNCTION RAND : INTEGER; {ONE IN TEN RANDOM NUMBER}
CONST
  LOW = 1;
  HIGH = 100;
VAR
  MX,C,D : INTEGER;
BEGIN
  C := HIGH - LOW + 1;
  MX := (MAXINT - HIGH + LOW) DIV C + 1;
  MX := MX * (HIGH - LOW) + (MX - 1);
  REPEAT
    D := RANDOM;
  UNTIL D < MX;
  RAND := LOW + D MOD C;
END;

```

The procedure DELAY is a variable delay. The length of delay is contingent upon the level of play. 'DELAY' is a simple loop repeated 'N' times, 'N' being dependent on the value of 'LEVEL'.

```

PROCEDURE DELAY; {DELAY BASED ON LEVEL OF PLAY}
VAR I : INTEGER;
BEGIN
  I := 2000 - 200 * LEVEL;
  IF I < 600 THEN I := 600;
  REPEAT
    I := I - 1;
  UNTIL I = 0;
END;

```

The HALLMON (hall monitor) procedure is a procedure for computing the chance (50/50 in this application) of escaping or avoiding an obstacle. The obstacle can be mobile or stationary. This procedure can also be used in combination with 'PERCENTILE', 'CHANCE', and 'FUMBLE' for greater flexibility of action with multiple branching.

```

PROCEDURE HALLMON; {WANDERING OBSTACLE}
VAR I : INTEGER;
BEGIN
  I := RAND;
  GOTOXY(12,14);
  WRITELN(' ':80);
  GOTOXY(12,14);
  IF ODD(I)
  THEN
    BEGIN
      POINTS := POINTS + 1000 * LEVEL;
      WRITELN('YOU GOT IT!');
    END
  ELSE
    BEGIN
      MEN := MEN - 1;
      WRITELN('IT GOT YOU!');
      EXIT(SCREEN);
    END;
END;

```

The function CHANCE is simply a 1 - 100 random-number generator.

```

FUNCTION CHANCE : INTEGER; {ONE IN A HUNDRED RANDOM NUMBER}
CONST
  LOW = 1;
  HIGH = 100;

```

```

VAR
  MX,C,D : INTEGER;
BEGIN
  C := HIGH - LOW + 1;
  MX := (MAXINT - HIGH + LOW) DIV C + 1;
  MX := MX * (HIGH - LOW) + (MX - 1);
  REPEAT
    D := RANDOM ;
  UNTIL D < MX;
  CHANCE := LOW + D MOD C;
END;

```

```

PROCEDURE LINE1; {RANDOM TEXT GENERATION}
BEGIN
  RANDOMIZE;
  CASE RAND OF
    1,6 : Writeln('QUIET AS A MOUSE');
    2,7 : Writeln('A CAT WOULD BE JEALOUS');
    3,8 : Writeln('EVER CONSIDER A DISHONEST PROFESSION');
    4,9 : Writeln('THE NEXT ONE WON'T BE SO EASY');
    5,10: Writeln('YOU'VE DONE THIS BEFORE RIGHT !!');
  END;
END;

```

```

PROCEDURE LINE2;
BEGIN
  RANDOMIZE;
  CASE RAND OF
    1,6 : Writeln('THAT WAS A CLOSE ONE');
    2,7 : Writeln('BE CAREFUL !!');
    3,8 : Writeln('YOU'RE A REAL KLUTZ TODAY');
    4,9 : Writeln('EVER CONSIDER A 'QUIET' HOBBY ??');
    5,10: Writeln('YOU ALMOST BLEW IT ');
  END;
END;

```

The procedure FUMBLE decides whether or not the player has fumbled (1 - 64); if he has he loses one man. If the player has not fumbled 'LINE2' is called.

```

PROCEDURE FUMBLE;
VAR CH : INTEGER;
BEGIN
  CH := CHANCE;
  IF CH >= 65 THEN LINE2
  ELSE BEGIN
    Writeln('YOU WOKE THE WHOLE NEIGHBORHOOD');
    MEN := MEN - 1;
    EXIT(SCREEN);
  END;
END;

```

The PERCENTILE procedure uses the number generated by 'CHANCE' to make decisions — in this case to decide between 'LINE1' (76 - 100), 'LINE2' (26 - 75), or 'FUMBLE' (1 - 25). 'LINE1' and 'LINE2' simply print text messages selected at random.

```

PROCEDURE PERCENTILE;
VAR CH : INTEGER;
BEGIN
  CH := CHANCE;
  IF CH > 75 THEN LINE1
  ELSE IF CH > 25 THEN LINE2
  ELSE IF CH >= 1 THEN FUMBLE;
END;

```

The INDAT procedure is the same as performing a 'READ' statement except now allowable inputs are selected by the programmer. In the example, only 'A' through 'Z' will be accepted.

```

PROCEDURE INDAT;
BEGIN
  GET(KEYBOARD);

```

```

WHILE NOT (KEYBOARD \IN ['A'..'Z']) DO
  GET(KEYBOARD);
  LETTER := KEYBOARD^;
END;

```

```

PROCEDURE SCREEN; {SAMPLE SCREEN}
VAR
  LIMIT : INDEX;
  CORRECT : INDEX;
BEGIN
  WORDARR := 'GAMES';
  CORRECT := 0; {0 CORRECT GUESSES}
  LIMIT := 20; {20 GUESSES}
  Writeln('YOU HAVE TWENTY GUESSES TO FIND THE LETTERS');
  Writeln('IN A FIVE LETTER WORD');
  Writeln;
  Writeln('WHEN YOU FIND THE LETTERS UNSCRAMBLE THEM');
  Writeln('TO FIND THE WORD');
  Writeln;
  Writeln('START GUESSING. IF YOUR GUESS IS CORRECT');
  Writeln('THE COMPUTER WILL PRINT THE LETTER ON THE SCREEN. ');
  REPEAT
    INDAT;
    IF COMPARE THEN
      BEGIN
        WRITE(LETTER);
        CORRECT := CORRECT + 1;
      END;
    LIMIT := LIMIT - 1;
    UNTIL (CORRECT = 5) OR (LIMIT = 0);
    Writeln;Writeln;
    IF LIMIT = 0 THEN
      BEGIN
        Writeln('OUT OF GUESSES');
        MEN := MEN - 1;
      END;
  POINTS := (2000 - (100 * (20 - LIMIT))) * LEVEL;
  PLAYERUPDATE;
END;

```

```

PROCEDURE SCREEN2;
BEGIN
END;

```

```

PROCEDURE SCREEN3;
BEGIN
END;

```

```

PROCEDURE SCREEN4;
BEGIN
END;

```

```

BEGIN {MAIN}
  {RESET(HISCORE, 'HISCORE');
  {FILE ON DISK FOR SAVING LAST HIGH SCORE
  READLN(HISCORE, HI);}
  MEN := 6;
  POINTS := 0;
  LEVEL := 1;
  REPEAT
    SCREEN;
    IF MEN = 0 THEN ENDGAME;
    SCREEN2;
    IF MEN = 0 THEN ENDGAME;
    SCREEN3;
    IF MEN = 0 THEN ENDGAME;
    SCREEN4;
    LEVEL := LEVEL + 1;
  UNTIL (MEN = 0);
  ENDGAME;
  {CLOSE(HISCORE, LOCK);}
END.

```


**MICRO™**

Michael Allen has been programming in Pascal for about two years. He is currently employed at Martin Marietta Aerospace as a quality engineer and is working toward a B.S. in Computer Science at Chapman College. You may contact Mr. Allen at 1500 West Cherry, Lompoc, CA 93436.



# VIDEO TERMINAL BOARD 82-018

This is a complete stand alone Video Terminal board. All that is needed besides this board is a parallel ASCII keyboard, standard NTSC monitor, and a power supply. It displays 80 columns by 25 lines of UPPER and lower case characters. Data is transferred by RS232 at rates of 110 baud to 9600 baud — switch selectable. The UART is controlled (parity etc.) by a 5 pos. dip switch.

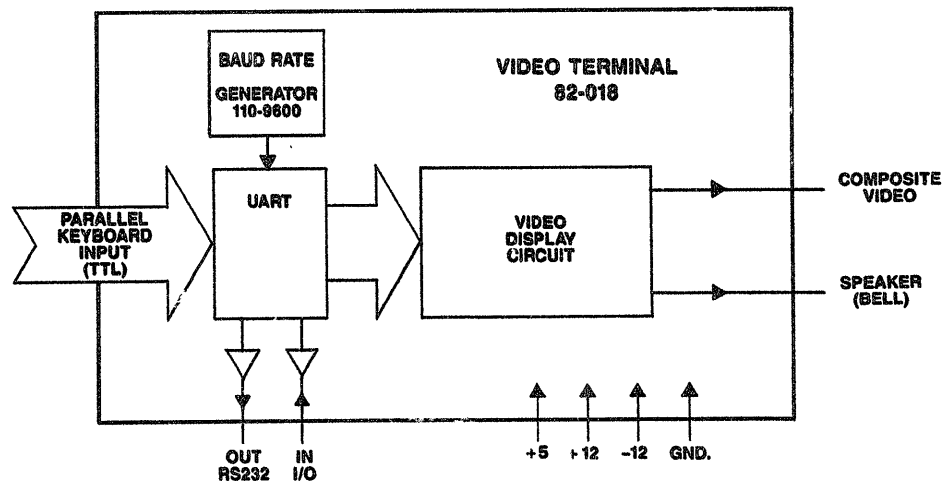


Complete source listing is included in the documentation. Both the character generator and the CRT program are in 2716 EPROMS to allow easy modification to your needs.

This board uses a 6502 Microprocessor and a 6545-1 CRT controller. The 6502 runs during the horz. and vert. blanking (45% of the time). The serial input port is interrupt driven. A 1500 character silo is used to store data until the 6502 can display it.

## Features

- 6502 Microprocessor
- 6545-1 CRT controller
- 2716 EPROM char. gen.
- 2716 EPROM program
- 4K RAM (6116)
- 2K EPROM 2716
- RS232 I/O for direct connection to computer or modem.
- 80 columns x 25 line display
- Size 6.2" x 7.2"
- Output for speaker (bell)
- Power +5 700Ma.
- +12 50Ma.
- -12 50Ma.



This board is available assembled and tested, or bare board with the two EPROMS and crystal.

Assembled and tested	#82-018A	\$199.95
Bare board with EPROMS and crystal	#82-018B	\$ 89.95

Both versions come with complete documentation.



## JOHN BELL ENGINEERING, INC.

ALL PRODUCTS ARE AVAILABLE FROM JOHN BELL ENGINEERING, INC. • 1014 CENTER ST., SAN CARLOS, CA 94070  
 ADD SALES TAX IN CALIFORNIA • ADD 5% SHIPPING & HANDLING 3% FOR ORDERS OVER \$100  
 SEND \$1.00 FOR CATALOG (415) 592-8411 10% OUTSIDE U.S.A.  
 WILL CALL HOURS: 9am - 4pm ADD \$1.50 FOR C.O.D.



#249



# Rapid String/

# Substring Search

by L. S. Reich

When an Applesoft BASIC program is employed to search an array containing hundreds or thousands of names and addresses, the results can be relatively slow in forthcoming. This is a major reason that assembly language (ASL) is used for the tasks.

## The ASL Program

Listing 1 is a 6502 assembly-language program that utilizes two important Applesoft interpreter functions — PTRGET (\$DFE3) and GETARYPT (\$F7D9). PTRGET allows the attainment of descriptor addresses for string variables using VARPNT (\$83,84) locations. The descriptor consists of three bytes, the first leading to the string length and the next two to the string address (low/high bytes, respectively). The manner in which the string/substring (B\$) length is obtained, as well as the pointers to the addresses containing the string variable values, is depicted in lines 27-40.

---

---

**This Applesoft BASIC program demonstrates the use of a machine-language program to obtain a rapid array search. String-array variables can be quickly scanned for string/substring variables making it possible to search up to 11000 characters in a fraction of a second.**

---

---

The utilization of GETARYPT allows the attainment of descriptor addresses for variable string arrays. Initially, GETARYPT is employed to find the location of a string array header whose address is stored in LOWTR (\$9B,9C) locations. Seven bytes are then added to find the location of the descriptor for the first array element (A\$(0)), and the next descriptor is three bytes away, etc.; e.g., lines 99-105 (also see p. 137 of the *Applesoft II BASIC Programming Reference Manual*). This is depicted in lines 43-50. In lines 51-59, the string array length is obtained as well as array pointers to addresses containing the variable string array values. In lines 61-67, the string array length for A\$(I) is compared with the string length for B\$. If the latter value is larger, then another descriptor is obtained for the next string array, lines 99-106; otherwise, the difference in the lengths is stored in PTR+1 to determine the last test position. In

lines 69-86, a counter is used (PTR) to determine whether the last test position has been reached; if not, then further comparisons are made between A\$(J) and B\$.

A successful comparison (GOTWRD) results in location \$1A possessing a value of \$FF (lines 108-110) and a return to the BASIC program. Lines 83-86 allow A\$(J) to be compared along its length with string/substring B\$. In lines 87-97, the values in counters \$1B,1D (low/high bytes, respectively) are compared with the number-of-words limit established in locations \$3AA,3AB (low/high bytes, respectively). This limit was imposed in the associated BASIC program. When this limit (N in the BASIC program) is attained, BASIC is reentered (line 111).

### The BASIC Program

Listing 2 is the BASIC program. As previously mentioned, the number-of-words limit (N) is stored in locations \$3AA,3AB (lines 40 and 70). If the RETURN key is used for the key word (B\$), then the program ends (lines 90-100). In line 110, if D\$="N" then only the first string array (A\$(J)) that shows a match with the string/substring (B\$) will be displayed. However, if D\$="Y" then all string arrays containing B\$ will be displayed.

Line 310 represents the first string array, A\$(0). In line 130, the ASL program is called using CALL 768,B\$,A\$. The ampersand function may be used instead of "CALL 768" by appropriate modification of the program. This change should result in a slightly faster program. When a successful match has been obtained [(\$1A)=\$FF], the matched string variable is displayed (line 150). If D\$="N" the program then ends; otherwise (\$1A) is reset to zero and the matching is continued (lines 170-180).

### References

1. G. B. Little, MICRO, (57:32).
2. L. Reynolds, Call-A.P.P.L.E., p. 26 (January 1981).
3. B. Sander-Cederlof, Apple Assembly Line, #7, p. 18 (1981).
4. J. Crossley, Call-A.P.P.L.E. in Depth, #1, p. 51 (1981).
5. C. Kluepfel, Call-A.P.P.L.E., p. 50 (May 1981).

String Search  
requires:  
Apple II

### Listing 1

```

*
* Rapid String Search
*
* By L.S. Reich
*
* CALL 768,B$,A$
*
* Search for B$ in A$ using ML
* Routine from Applesoft BASIC
*
* Copyright (C) 1983
* By MICRO Ink
* 10 Northern Blvd.
* Amherst, NH 03031
*
*****

START
** APPLESOFT POINTERS:
PTR      GEQU  $10
VARPNT   GEQU  $83
LOWTR    GEQU  $98
LENB     GEQU  $D0
CHKCOM   EQU   $DEBE
PTRGET   EQU   $DFE3
GETARYPT EQU   $F7D9

ORG      $300

0033 0300 20BEDE      JSR   CHKCOM
0034 0303 20E3DF      JSR   PTRGET
0035 0306 A000        LDY   #$00
0036 0308 841A        STY   $1A      Initialize
0037 030A 841B        STY   $1B
0038 030C 8410        STY   PTR
0039 030E 841D        STY   $1D
0040 0310 B183        LDA   (VARPNT),Y
0041 0312 85D0        STA   LENB
0042 0314 C8         INY
0043 0315 B183        LDA   (VARPNT),Y Get Pointers
0044 0317 8506        STA   $06      and Store
0045 0319 C8         INY
0046 031A B183        LDA   (VARPNT),Y
0047 031C 8507        STA   $07

0049 031E 20BEDE      JSR   CHKCOM
0050 0321 20D9F7      JSR   GETARYPT
0051 0324 A59B        LDA   LOWTR
0052 0326 18         CLC
0053 0327 6907        ADC   #$07      Get to first
0054 0329 85E7        STA   $E7      Array Variable
0055 032B A59C        LDA   LOWTR+1
0056 032D 6900        ADC   #$00
0057 032F 85E8        STA   $E8
0058 0331 A000        LDY   #$00
0059 0333 B1E7        LDA   ($E7),Y
0060 0335 85D1        STA   LENB+1
0061 0337 C8         INY
0062 0338 B1E7        LDA   ($E7),Y Get Array
0063 033A 8508        STA   $08      Pointers and
0064 033C C8         INY      Store
0065 033D B1E7        LDA   ($E7),Y
0066 033F 8509        STA   $09

0068 0341 A5D1        LDA   LENB+1
0069 0343 C5D0        CMP   LENB
0070 0345 902A        BLT   AGAIN
0071 0347 A5D1        LDA   LENB+1
0072 0349 38         SEC
0073 034A E5D0        SBC   LENB
0074 034C 8511        STA   PTR+1
0075 034E A900        LDA   #$00
0076 0350 8510        STA   PTR

```

(Continued on next page)

Commodore 64  
and  
VIC-20

# SuperTerm

**\$99<sup>95</sup>**

## Telecommunications with a difference!

Unexcelled communications power and compatibility, especially for professionals and serious computer users. Look us over; SuperTerm isn't just "another" terminal program. Like our famous Terminal-40, it's the one others will be judged by.

- **UP/DOWNLOAD FORMATS**—CBM, Xon-Xoff, ACK-NAK, etc.
- **DISPLAY MODES**—40 column; 80/132 with side-scrolling
- **EMULATION**—42 popular terminal protocols
- **FUNCTION KEYS**—8 standard, 52 user-defined
- **BUFFERS**—Receive, Transmit, Program, and Screen
- **EDITING**—Full-screen editing of Receive buffer
- **FILE CONVERSION**—ASCII to PGM, PGM to ASCII
- **PRINTING**—Continuous printing with Smart ASCII and parallel printer; buffer printing with other interfaces or VIC printer
- **DISK SUPPORT**—Directory, Copy, Rename, Scratch, etc.
- **FLEXIBILITY**—Select baud, duplex, parity, stopbits, etc.

Program options are selected by menus and function keys. For maximum convenience, an EXEC file sets options on start-up. SuperTerm may be backed-up for safety. Software on disk or cassette, with special cartridge module.

**Write for the full story on SuperTerm; or, if you already want that difference, order today!**

Requires: Commodore 64 or VIC-20, disk drive or Datasette, and compatible modem. VIC version requires 16K memory expansion. Please specify VIC or 64 when ordering.

## Just need UP/DOWNLOAD?

If you don't yet need SuperTerm's power, perhaps Terminal-40 Plus (VIC) or '64 Terminal Plus is right for you. We took our top-rated, smooth-scrolling terminal programs, added up/download, disk commands, and even more convenience. Then we put them on disk for fast loading, just like you wanted. Need we say more?

**Only \$49.95** (VIC version requires 8K mem exp)

P.S. Trade in your original Terminal-40 or '64 Terminal and deduct \$10.00.

VIC 20 and Commodore 64 are trademarks of Commodore Electronics, Ltd.

**(816) 333-7200**



**MIDWEST  
MICRO inc.**

Send for a free brochure  
**MAIL ORDER:** Add \$1.80 shipping and handling (\$3.50 for C.O.D.). VISA/Mastercard accepted (card# and exp. date). MO residents add 5.825% sales tax. Foreign orders payable U.S. U.S. Bank ONLY, add \$5 shipping.

311 WEST 72nd ST. • KANSAS CITY • MO • 64114

## Apple

### Listing 1 (continued)

```

0078 0352 AOFF      Y1      LDY      #$FF
0079 0354 C8        Y2      INY
0080 0355 F004      BEQ      Y4      Finished?
0081 0357 C4D0      CPY      LENB    Yes
0082 0359 F03D      BEQ      GOTWORD No
0083 035B B108      Y4      LDA      ($08),Y
0084 035D D106      CMP      ($06),Y
0085 035F F0F3      BEQ      Y2
0086 0361 E610      INC      PTR
0087 0363 A511      LDA      PTR+1
0088 0365 C510      CMP      PTR
0089 0367 9008      BLT      AGAIN
0090 0369 E608      INC      $08
0091 036B D0E5      BNE      Y1
0092 036D E609      INC      $09
0093 036F D0E1      BNE      Y1
0094 0371 A000      AGAIN    LDY      #$00
0095 0373 8410      STY      PTR
0096 0375 E61B      INC      $1B    Number Words
0097 0377 D002      BNE      Y3    Lobyte
0098 0379 E61D      INC      $1D    Number Words
0099 037B A51B      Y3      LDA      $1B    Hobyte
0100 037D 38        SEC
0101 037E EDAA03    SBC      $3AA   Words Limit
0102 0381 A51D      LDA      $1D    Lobyte
0103 0383 EDAB03    SBC      $3AB   Words Limit
0104 0386 1015      BPL      OVER   Hobyte
                                Finished

0106 0388 A5E7      LDA      $E7    Get new
0107 038A 18        CLC                                Descriptor
0108 038B 6903      ADC      #$03   For next array
0109 038D 85E7      STA      $E7
0110 038F A5E8      LDA      $E8
0111 0391 6900      ADC      #$00
0112 0393 85E8      STA      $E8
0113 0395 4C3103    JMP      LOOP

0115 0398 A9FF      GOTWORD LDA      #$FF    Success
0116 039A 851A      STA      $1A    Marker
0117 039C 60        RTS
0118 039D 4C03E0    OVER    JMP      $E003   BASIC
0119 03A0        END

```

### Listing 2

```

10 REM **APPLESOFT PROGRAM FOR USE WITH ML SEARCH ROUTINE**
15 TEXT : HOME = VIA$ '10: PRINT " SETTING UP STRING SEARCH"
20 IF PEEK (927) = 224 THEN 40
30 PRINT CHR$ (4)"BLOAD STRING.OBJ,A$300"
40 N = 257: REM NUMBER OF WORDS SEARCHED
50 DIM A$(N)
60 HI = INT (N / 256):LO = N - HI * 256
70 POKE 938,LO: POKE 939,HI: REM NUMBER OF WORDS LIMIT
80 FOR I = 0 TO N - 1: READ A$(I): NEXT
90 INPUT "GIVE KEY WORD: ";B$
100 IF B$ = "" THEN 200
110 INPUT "ALL OR FIRST OCCURANCE (A/F)? ";F$
120 REM *****
130 CALL 768,B$,A$: REM GET A$'S MATCHING B$'S
140 REM *****
150 IF PEEK (26) = 255 THEN PRINT A$( PEEK (29) * 256 +
    PEEK (27)): PRINT :REM DISPLAY SIGNAL
160 IF F$ = "F" THEN 200
170 POKE 26,0: REM REINITIALIZE
180 CALL 881: REM CONTINUE MATCHING
190 GOTO 150
200 END
300 DATA LEO,LEON,SAL,DORIS,MARGE,BILL,JOHN,WALTER,
    PETER,HANS,GEORGE,CHARLES,FRANK,KELLY,RORY,
    TED,LEONARD,JACK,DAVID,WILLIAM,WILLA,MARY,
    MARGO,Alice,JASON,MARK

```

(continued)



Listing 2 (continued)

- 310 DATA GRAYSON, ABEL, BETTY, CARA, DALE, ELLA, FRANCIS, FRANCES, GAIL, HARRY, HAROLD, ERNEST, JILL, KILMER, NORMAN, OLIVER, PHILLIP, ROBERT, SALLY, THOMAS, ARNOLD, BUELL, MAYNARD, MOIRA, HALEY
- 320 DATA MERLE, MURIEL, JACKSON, HILLARY, HOLMES, STANLEY, MARGARET, SIMPSON, SYLVIA, BERNICE, BERNARD, CARRIE, CHARLOTTE, PEARL, MINNIE, NORMA, ANN, VIRGINIA, GRACE, ROSE, ROSEMARY, LILLIAN, LOUISE, LILA, NELLIE
- 330 DATA LEWIS, LEWISON, LENNY, HERMAN, LESTER, LEMUEL, SAMUEL, HOMER, LARS, WOLF, XAVIER, YOUNG, ZELMO, ELMER, HILMER, BARRY, STEVE, STEPHEN, PHILO, GARRY, PRESTON, SANDRA, SANDY, ALBERT, CARMEN, ALDO, ZERO
- 340 DATA LEWIS, LEWISON, LENNY, HERMAN, LESTER, LEMUEL, SAMUEL, HOMER, LARS, WOLF, XAVIER, YOUNG, ZELMO, ELMER, HILMER, BARRY, STEVE, STEPHEN, PHILO, GARRY, PRESTON, SANDRA, SANDY, ALBERT, CARMEN, ALDO, ZERO
- 350 DATA MERLE, MURIEL, JACKSON, HILLARY, HOLMES, STANLEY, MARGARET, SIMPSON, SYLVIA, BERNICE, BERNARD, CARRIE, CHARLOTTE, PEARL, MINNIE, NORMA, ANN, VIRGINIA, GRACE, ROSE, ROSEMARY, LILLIAN, LOUISE, LILA, NELLIE
- 360 DATA GRAYSON, ABEL, BETTY, CARA, DALE, ELLA, FRANCIS, FRANCES, GAIL, HARRY, HAROLD, ERNEST, JILL, KILMER, NORMAN, OLIVER, PHILLIP, ROBERT, SALLY, THOMAS, ARNOLD, BUELL, MAYNARD, MOIRA, HALEY
- 370 DATA LEO, LEON, SAL, DORIS, MARGE, BILL, JOHN, WALTER, PETER, HANS, GEORGE, CHARLES, FRANK, KELLY, RORY, TED, LEONARD, JACK, DAVID, WILLIAM, WILLA, MARY, MARGO, ALICE, JASON, MARK
- 380 DATA GRAYSON, ABEL, BETTY, CARA, DALE, ELLA, FRANCIS, FRANCES, GAIL, HARRY, HAROLD, ERNEST, JILL, KILMER, NORMAN, OLIVER, PHILLIP, ROBERT, SALLY, THOMAS, ARNOLD, BUELL, MAYNARD, MOIRA, HALEY
- 390 DATA MERLE, MURIEL, JACKSON, HILLARY, HOLMES, STANLEY, MARGARET, SIMPSON, SYLVIA, BERNICE, BERNARD, CARRIE, CHARLOTTE, PEARL, MINNIE, NORMA, ANN, VIRGINIA, GRACE, ROSE, ROSEMARY, LILLIAN, LOUISE, LILA, NELLIE
- 400 DATA LEWIS, LEWISON, LENNY, HERMAN, LESTER, LEMUEL, SAMUEL, HOMER, LARS, WOLF, XAVIER, YOUNG, ZELMO, ELMER, HILMER, BARRY, STEVE, STEPHEN, PHILO, GARRY, PRESTON, SANDRA, SANDY, ALBERT, CARMEN, ALDO, ZERO

ACRO™



SAVE MORE THAN EVER ON 3M Scotch DISKETTES!

\$1.95 ea. 5 1/4" SSDD (744) Qty. 20 → \$2.70 ea. 5 1/4" DSDD (745) Qty. 20

5 1/4" SSQD—96TPI (746) ..... \$2.89 ea.  
5 1/4" DSQD—96TPI (747) ..... \$3.95 ea.  
(Specify soft, 10 or 16 sector.)

8" SSDD (740) ..... \$2.07 ea.  
8" SSDD (741) ..... \$2.54 ea.  
8" DSDD (743) ..... \$3.30 ea.  
(Specify soft or 32 sector.)

Save even more on quantity orders!  
Minimum Order: 20 diskettes. Add \$3.00 shipping per 200 diskettes. C.O.D. charge \$1.65 additional.  
Visa • Mastercard • Checks

For fast service, call  
**DISK WORLD!**  
Nationwide: 1-800-621-6827  
In Illinois: 312-944-2788  
**DISK WORLD!**

Suite 4806 • 30 East Huron Street • Chicago, Illinois 60611

Authorized Distributor  
Information Processing Products



DISCOUNT COMPUTER SOFTWARE ACCESSORIES

APPLE		ATARI		ATARI		ATARI	
Retail	Discount	Retail	Discount	Retail	Discount	Retail	Discount
		Zork I	39.95 29.00	Threshold (d)	\$39.95 29.00	T-Cassette	
Eliminator	\$29.95 21.00	Zork II	39.95 29.00	Snake Byte (d)	29.95 21.00	D-Disk	
War	24.95 18.00	Deadline	49.95 36.00	Space Eggs (d)	29.95 21.00	C-Cartridge	
Adventureland	29.95 21.00	Mastertype	39.95 29.00	Bandits (d)	34.95 29.00		
Pirates Adventure	29.95 21.00	Castle Wolfenstein	29.95 21.00	Color Print (d)	39.95 29.00	Rear Guard (d)	24.95 18.00
Golden Voyage	29.95 21.00	Supertext II	150.00 108.00	Canyon Climber (d)	29.95 21.00	Rear Guard (t)	19.95 15.00
Magic Window	29.95 21.00	Softcard Premium System	775.00 600.00	Shooting Arcade (d) (t)	29.95 21.00	Caverns of Mars (d)	39.95 29.00
Temple of Apshai	39.95 29.00	Wizard and the Princess	32.95 24.00	Pacific Coast Highway (d) (t)	29.95 21.00	Atari Basic (c)	59.95 45.00
Upper Reaches of Apshai	19.95 15.00	Time Zone	99.95 72.00	Clowns And Balloons (c) (t)	29.95 21.00	Star Raiders (c)	44.95 33.00
Curse of Ra	19.95 15.00	Cranston Manor	34.95 25.00	Wordrace (d)	24.95 18.00	Centipede (c)	44.95 33.00
Midway Campaign	19.95 15.00	Threshold	39.95 29.00	Andromeda (d)	34.95 25.00	Pac Man (c)	44.95 33.00
Hi-Res Computer Golf	29.95 21.00	Softporn Adventure	29.95 21.00	Deadline (d)	39.95 29.00	Pilot (c)	79.95 60.00
DOS Boss	24.00 18.00	Crossfire	29.95 21.00	Zork I (d)	39.95 29.00	Temple of Apshai (d) (t)	39.95 29.00
The Arcade Machine	44.95 33.00	Frogger	34.95 25.00	Zork II (d)	39.95 29.00	Upper Reaches of Apshai (t)	19.95 15.00
Star Blazer	31.95 23.00	Laff Pak	34.95 25.00	Allen Swarm (d)	34.95 25.00	Curse of Ra (d)	19.95 15.00
Choplifter	34.95 25.00	Ultima II	59.95 44.00	Action Quest (d) (t)	29.95 21.00	Midway Campaign (t)	16.00 12.00
Serpentine	34.95 25.00	Screenwriter II	129.95 94.00	Ghost Encounters (d) (t)	29.95 21.00	Apple Panic (d)	29.95 21.00
Deadly Secrets	34.95 25.00	Graphics Magician	59.95 44.00	K-Razy Shootout (c)	49.95 36.00	Track Attack (d)	29.95 21.00
Raster Blaster	29.95 21.00	Pie Man	29.95 21.00	K-Razy Kritters (c)	49.95 36.00	Choplifter (d)	34.95 25.00
Bug Attack	29.95 21.00	Fastgammon	24.95 18.00	Ultima I (d)	39.95 29.00	Star Blazer (d)	31.95 24.00
The Home Accountant	74.95 54.00	Congo	34.95 25.00	Ali Baba and Forty Thieves (d)	32.95 24.00	Wizard and the Princess (d)	32.95 24.00
Snack Attack	29.95 21.00	Goldrush	34.95 25.00	Deluxe Invaders (c)	39.95 29.00	Jawbreaker (d) (t)	29.95 21.00
Pig Pen	29.95 21.00	Gorgon	39.95 29.00	Gorf (c)	49.95 36.00	Crossfire (d) (t)	29.95 21.00
Wordrace	24.95 18.00	Beer Run	29.95 21.00	Wizard of Wor (c)	49.95 36.00	Frogger (d) (t)	34.95 25.00
Rendezvous	39.95 29.00	Snake Byte	29.95 21.00	Preppie (d) (t)	29.95 21.00	The Shattered Alliance (d)	39.95 29.00
Russki Duck	34.95 25.00			Tigers in The Snow (d) (t)	39.95 29.00	Battle of Shiloh (d)	39.95 29.00
Horizon V	34.95 25.00			Ghostly Manor (d)	24.95 18.00	Submarine Commander (c)	49.95 39.00
Sargon II	34.95 25.00			Raster Blaster (d)	29.95 21.00		

Intec 32K Board \$75.00  
APPLE Compatible Disk Drive \$265.00  
VERBATIM/DATALIFE Disks \$26.00

SPECIAL OFFERS

MANY MORE PROGRAMS AVAILABLE

VISA AND MASTERCARD ACCEPTED

TERMS: Send check or money order for total purchase price, plus \$2.00 for shipping. MI residents add 4% tax. C.O.D. accepted.  
© MFGS. TRADEMARK

**STRÖM** SYSTEMS INC.  
P.O. Box 197  
Plymouth, Mi. 48170  
(313) 455-8022

WRITE OR CALL FOR FREE CATALOG  
**PHONE ORDER HOURS**  
4 PM - 9 PM MON. - FRI.  
INCLUDE CARD NUMBER AND EXPIRATION DATE WITH CREDIT CARD ORDERS.  
INCLUDE TYPE OF COMPUTER.

# Directory Menu for the Apple

by Keith Davison and Phil Daley

Listing 1

```

*****
*
*           MENU DIRECTORY
*           BY KEITH DAVISON
*
*****

CSW  GEQU  $36      0056 0344 2039D5      JSR  GDBUFS
INDEX GEQU  $5E     0057 0347 AD2703      LDA  STORE+1
RTS   EQU   $60     0058 034A 2052E4      JSR  GETSPA
FRESPC GEQU $71     0059 034D AC2703      LDY  STORE+1
VARPNT GEQU $83     0060 0350 A900      LDA  #KEYBUF
RETURN EQU   $8D     0061 0352 855E      STA  INDEX
TXTPTR GEQU $B8     0062 0354 A902      LDA  /KEYBUF
COUNT GEQU $FE     0063 0356 855F      STA  INDEX+1
FLAG  GEQU  $FF     0064 0358 88        LOOP  DEY
KEYBUF EQU  $20C    0065 0359 B15E      LDA  (INDEX),Y
SETPTR EQU  $3EA    0066 035B 9171      STA  (FRESPC),Y
PAUSE  EQU   $AE34  0067 035D 98        TYA
GDBUFS EQU  $D539   0068 035E D0F8      BNE  LOOP
PTRGET EQU  $DFE3   0069 0360 A5B8      LDA  TXTPTR
GETSPA EQU  $E452   0070 0362 48        PHA
COUNT1 EQU $FDFC  0071 0363 A5B9      LDA  TXTPTR+1
SETKBD EQU  $FE89  0072 0365 48        PHA
SETVID EQU  $FE93  0073 0366 A98D      LDA  #DATA
ORIG    EQU  $300   0074 0368 85B8      STA  TXTPTR
                                0075 036A A903      LDA  /DATA
                                0076 036C 85B9      STA  TXTPTR+1
                                0077 036E 20E3DF  JSR  PTRGET
                                0078 0371 68        PLA
                                0079 0372 85B9      STA  TXTPTR+1
                                0080 0374 68        PLA
                                0081 0375 85B8      STA  TXTPTR
                                0082 0377 A000      LDY  #0
                                0083 0379 AD2703  LDA  STORE+1
                                0084 037C 9183      STA  (VARPNT),Y
                                0085 037E C8        INY
                                0086 037F A571      LDA  FRESPC
                                0087 0381 9183      STA  (VARPNT),Y
                                0088 0383 C8        INY
                                0089 0384 A572      LDA  FRESPC+1
                                0090 0386 9183      STA  (VARPNT),Y
                                0091 0388 E6FE      INC  COUNT
                                0092 038A 4C1903  JMP  RESTOR
                                0093 038D        MSB OFF
                                0094 038D 204141  DATA DC  C' AA$('
                                0390 2428        DC  H'E2'
                                0095 0392 E2        DC  C'(254):'
                                0096 0393 283235  DC
                                0396 342929
                                0399 3A        END

```

The Apple menu program uses a machine-language routine to convert the normal CATALOG routine into a string array of the individual entries. CAT.OBJ (listing 1) is the assembly-language listing of the routine to accomplish this task. If you don't have an assembler, enter the monitor with a CALL-151 and type

Listing 2

```

10 TEXT : HOME
20 PRINT CHR$(4)"BLOAD CAT.OBJ,A$300"
30 GOTO 120
40 INVERSE : PRINT LEFT$(Q$,2);: NORMAL
50 PRINT MID$(Q$,3);: RETURN
60 IF CARD = 3 THEN PRINT CHR$(12): RETURN
70 HOME : RETURN
80 IF J / (CARD * 2 / 3 + 2) < >
   INT (J / (CARD * 2 / 3 + 2)) THEN PRINT
90 RETURN
100 J$ = "": IF J < 10 THEN J$ = "0"
110 J$ = J$ + STR$(J): RETURN
120 DIM A$(100),AA$(100),B$(100),I$(100),T$(100),
     S$(100),R$(100): TEXT : HOME
130 CARD = 3: REM 80 COLUMN CARD SLOT:
     SET TO 0 FOR NORMAL 40 COLUMN DISPLAY
140 CALL 768
150 PRINT CHR$(4)"CATALOG"
160 PR# CARD: CALL 1002
170 COUNT = PEEK (254) - 1
180 PRINT : PRINT COUNT" CATALOG ENTRIES ON "AA$(2)
190 FOR J = 4 TO COUNT
200 Z$ = MID$(AA$(J),2,1)
210 IF Z$ = "T" THEN T = T + 1: GOSUB 100:T$(T) = J$ +
     MID$(AA$(J),8,18): GOTO 270
220 IF Z$ = "I" THEN I = I + 1: GOSUB 100:I$(I) = J$ +
     MID$(AA$(J),8,18): GOTO 270
230 IF Z$ = "A" THEN A = A + 1: GOSUB 100:A$(A) = J$ +
     MID$(AA$(J),8,18): GOTO 270
240 IF Z$ = "B" THEN B = B + 1: GOSUB 100:B$(B) = J$ +
     MID$(AA$(J),8,18): GOTO 270
250 IF Z$ = "S" THEN S = S + 1: GOSUB 100:S$(S) = J$ +
     MID$(AA$(J),8,18): GOTO 270
260 IF Z$ = "R" THEN R = R + 1: GOSUB 100:R$(R) = J$ +
     MID$(AA$(J),8,19)
270 NEXT

```

(continued)

**Listing 2**

```

280 SP$ = "
290 T$ = "Text Files" + LEFT$(SP$,10)
300 I$ = "Integer" + LEFT$(SP$,13)
310 A$ = "Applesoft" + LEFT$(SP$,11)
320 B$ = "Binary" + LEFT$(SP$,14)
330 S$ = "Source" + LEFT$(SP$,14)
340 R$ = "Relocatable" + LEFT$(SP$,9)
350 GOSUB 60: HTAB CARD * 6 + 9: PRINT "—CATALOG—"
360 IF NOT T THEN 380
370 PRINT T$; FOR J = 1 TO T:Q$ = T$(J):
    GOSUB 40: NEXT J
380 IF NOT I THEN 400
390 PRINT I$; FOR J = 1 TO I:Q$ = I$(J):
    GOSUB 40: NEXT J
400 IF NOT A THEN 420
410 PRINT A$; FOR J = 1 TO A:Q$ = A$(J):
    GOSUB 40: NEXT J
420 IF NOT B THEN 440
430 PRINT B$; FOR J = 1 TO B:Q$ = B$(J):
    GOSUB 40: NEXT J

```

```

440 IF NOT S THEN 460
450 PRINT S$; FOR J = 1 TO S:Q$ = S$(J):
    GOSUB 40: NEXT J
460 IF NOT R THEN 480
470 PRINT R$; FOR J = 1 TO R:Q$ = R$(J): GOSUB 40: NEXT J
480 VTAB 23
490 INPUT "WHICH FILE TO RUN? ";A$
500 A = VAL(A$)
510 IF A = 0 THEN HOME : END
520 IF MID$(AA$(A),2,1) = "S" OR MID$(AA$(A),2,1)
    = "R" THEN PRINT "YOU CAN'T RUN AN 'R' OR 'S'
    TYPE FILE": HOME : END
530 IF MID$(AA$(A),2,1) = "B" THEN A$ = "BRUN"
540 IF MID$(AA$(A),2,1) = "A" OR MID$(AA$(A),2,1)
    = "I" THEN A$ = "RUN"
550 IF MID$(AA$(A),2,1) = "T" THEN A$ = "EXEC"
560 PRINT CHR$(4);A$; MID$(AA$(A),8)
570 REM END

```


MICRO™

"300:A9 60 ... etc.", entering all the hexadecimal code. After a RETURN you need only to type ":" to continue entering data. The monitor keeps track of the addresses. Type "300L" to check for mistakes and save the code with "BSAVE CAT.OBJ,A\$300,L\$39A".

Type in the BASIC program as listed (listing 2). Line 130 provides for an 80-column card in slot 3. This allows the menu to display the directory entries four across instead of two. If you don't have an 80-column card, set CARD = 0 or delete the line altogether. For debugging, you might want to add a line 145 STOP to the program. If it never gets there, recheck your binary file. Also, I recommend that you run the program for the first time with a disk that you don't particularly care about since it is possible, although unlikely, to crash a disk.

The routine at lines 200-270 checks the file-type and assigns the filename to an array of that file-type. This sorts the directory by file-type so that the listing can be printed in file-type order. If you do not use Source- or Relocatable-type files, there are several lines that can be omitted from the program: 250,260, 330,340,440,450,460,470 (renumber 480 to 440). Lines 350-490 print the directory file names and prompt for a choice. Lines 520-560 check for file-type and send the appropriate command to DOS to execute the file. A change to allow RAM card owners to boot up in Applesoft and load only Integer BASIC when needed would be to add code between 540 and 550 to load Integer on file-type "I".

This routine is very fast; if you name the program "HELLO" so that it will run on boot-up, it is probably faster than booting and typing "CATALOG".




**NO POWER SPIKES WITH SUPER FAN II.**

Super Fan II's Zener Ray™ Transient Voltage Suppressor and Power Filter squelches spikes up to 6000 amps—even those caused by lightning—while responding up to 100 times faster than Apple II's

built-in suppressor.

In addition, Super Fan II cools your Apple, removing heat buildup at a remarkable 17 cubic feet of air per minute. Yet it's the quietest fan of its kind on the market.

Super Fan II also positions a lighted on/off computer switch and two accessory plugs at your fingertips. It's warranted for two years and simply clips to your Apple II, IIe or monitor stand. See your R.H. Electronics dealer today about Super Fan II\*, or contact us at 566 Irelan Street, Buellton, CA 93427, (805) 688-2047.



**RHELECTRONICS, INC.**

Super Fan II, in black or tan: \$109.  
Without Zener Ray: \$74.95.  
Additional air flow seals, \$5.  
Available in 240V/50 Hz.

Dealer/OEM inquiries invited.  
\*U.S. Patent #D268283  
#4383286

France, call B.I.P. 1-255-4463  
Australia, call Imagination (02)212-1411

# RANDOM NUMBER GENERATOR

by Bill Walker

## A theoretical basis for the generation of uniformly distributed pseudo-random numbers.

Random number generators play a large part in many computer applications. These applications can range from making sure not all of your Klingons are consistently destroyed, to controlling computer simulations of real events.

Many of the languages currently available for computers (personal or mainframe) contain some facility to generate random numbers. Most of these generators function by accessing some segment of memory that is likely to change frequently, and using the number thus obtained to generate a number that is claimed to be random. This process is not always completely successful.

The problem is that true randomness is hard to attain. Most physical phenomena are actually controlled by (perhaps unseen) forces that destroy true randomness. About the best that we can hope for is to generate a sequence of "pseudo-random" numbers, that behaves in a manner sufficient for our purposes.

This article will provide insight into random number generators, which are present in many computer languages, and to present some algorithms for generating pseudo-random sequences of numbers in situations where it is necessary for the programmer to "roll their own." The discussion includes term definition, and the presentation of a widely used method for generating pseudo-random sequences. We will write a short program to implement the algorithm

presented, and use it to shuffle a card deck.

### Definitions

For the purposes of this article, we will regard true random sequences of numbers as unattainable. (Even white noise usually has some organization to it.) We will concentrate instead on the concept of a pseudo-random sequence.

Think of a *pseudo-random sequence* as a bag full of numbers. There are only so many numbers in the bag, but if we reach in the bag and pull out a number, there is no number which is more likely to be selected. That is, each number in the bag has an equal chance of being pulled from the bag.

Each time we select a number from the bag, we will make use of it in whatever application that we will, and then return the number to the bag before we choose another number. It is clear that we will eventually choose the same number twice.

If the bag is a *smart bag*, it will be sure that we use all of the numbers in the bag before it allows any number to be chosen twice. The fact that the smart bag will also present the numbers to us in some predetermined order should not be apparent. The numbers coming from the bag are said to form a pseudo-random sequence since the probability that a particular number is selected is the same as the probability for any other number.

The number of numbers that are selected before the selected numbers start to repeat themselves is called the

period of the pseudo-random number generator. The period may possibly be as long as the total number of numbers in the bag, but can never exceed however many numbers are in the bag.

To explore the replacement of the smart bag with a computer algorithm, we need to define two more terms. The first term, *prime number*, is an integer (whole or counting number) that cannot be divided evenly by any positive integers other than itself and 1. For instance, the integers 3, 5, 7, 11, 13, 17, and so on are prime numbers, while 2, 4 and 15 are not prime. It is clear that a prime number must be an odd number.

A second related term is that of *relatively prime numbers*. Two positive integers are relatively prime if the smaller will not divide evenly into the larger one. An example would be the integers 2 and 9, neither of which happen to be prime, but these two numbers are relatively prime, since 2 does not divide evenly into 9.

### The Algorithm

We will present an algorithm called a *multiplicative linear congruential pseudo-random number generator*. This particular algorithm is carefully dissected and rigorously presented in Knuth's *The Art of Computer Programming*, Volume 2, page 16. If you are a professional programmer, you need access to this fine text.

The heart of the algorithm is the recursive formula:

$$X(n+1) = (A * X(n) + C) \text{ MOD } M$$

where  $X(0)$ ,  $A$ ,  $C$ , and  $M$  will be specified. The trick is to specify these quantities correctly. The following theorem appears in Knuth's work.

### Theorem

The above formula yields a pseudo-random sequence of length  $M$  (i.e. has period  $M$ ) if and only if

1.  $C$  is relatively prime to  $M$
2.  $B = A - 1$  is a multiple of  $P$  for every prime  $P$  which evenly divides  $M$
3. if  $M$  is a multiple of 4, then  $B$  is also a multiple of 4.

An especially convenient choice of  $M$  is to take  $M$  as some power of 2. This can make programming in some languages, such as assembly language,

(Continued on page 47)

No. 65 - October 1983



# Tactical Armor Command

One minute to the helmet strap—a reassuring glance at the line of powerful steel monsters and you know all is ready. From your command hatch you raise your hand and order forward. The air suddenly fills with the roar of engines and the rumble of treads as the mighty dreadnaughts of the land start forward. You command a team of your country's finest armored vehicles in a mission to search and destroy the enemy.

**T.A.C.** is a game of World War II tactical armored combat. **You** pick a nation (from among the four major combatants—Britain, U.S.A., Germany and Russia). **You** build a combat team from their most powerful tanks, assault guns and tank destroyers. **You** command the team you've created in major operations against like forces of the enemy.

All the famous vehicles of the second world war are here—Tigers, Panthers, Shermans and JS-II's; Jagdpanthers, SU 152's, Fireflies and T 34's, just to name a few. They have all been thoroughly researched and their important features programmed into the game. Each vehicle is distinguished by such elements as armor thickness (rear and flanks as well as front), fire power, speed, acceleration and gun traverse. Even minor points like fuel tank location can be critical.

The computer handles all the technical details. This lets you concentrate on making the same kinds of decisions the real-life tank commanders made. You search for the enemy, set your speed, aim your gun and knock out the enemy. The computer will handle all the rest.

Here are some of the exciting features:

- T.A.C. can be played solitaire against the computer or as a two player (or two team) game with the computer as mediator.

- The most important armored vehicles of Britain, Russia, U.S. and Germany are available to command—40 in all.

- Choose from five different scenarios to play. Actions range from open meeting engagements to assaults against prepared positions.

- You pick the sides. You choose the weapons. A simple purchasing system has been provided to let you "buy" what you want in balance with your opponent.

- The results of combat are determined by the computer. It factors such critical elements as range, armor thickness (front, rear and flanks), tracking time, the speed and maneuvers of both the firing and target units, visibility and weapon adjustment to determine weapon accuracy.


- Special options include hidden movement, improved positions, smoke mortars, minefields, close assaults, overruns and indirect fire.

**T.A.C.** on diskette retails for \$40.00 and can be played on the following computers: Apple® II's with 48K (Mockingboard™ Sound Enhanced!), Atari's® with 48K, Commodore® & IBM® versions coming this fall.


BY RALPH BOSSON

© Trademarks of Apple Computers, Warner Communications, Commodore and International Business Machines.

Tactical Level



Strategic Level



Available at finer computer stores everywhere.  
Or call TOLL FREE: 1 (800) 638-9292 for fast credit card purchase. Price: \$40. Ask for Operator M



microcomputer games

A DIVISION OF

The Avalon Hill Game Company

4517 Harford Road • Baltimore, MD 21214



# Richvale Telecommunications

10610 BAYVIEW (Bayview Plaza)  
 RICHMOND HILL, ONTARIO, CANADA L4C 3N8  
 (416) 884-4165

**\$185<sup>00</sup> Canadian**  
**\$149<sup>00</sup> U.S.**  
 PLUS CUSTOMS BROKERAGE,  
 HANDLING AND MAILING CHARGE.

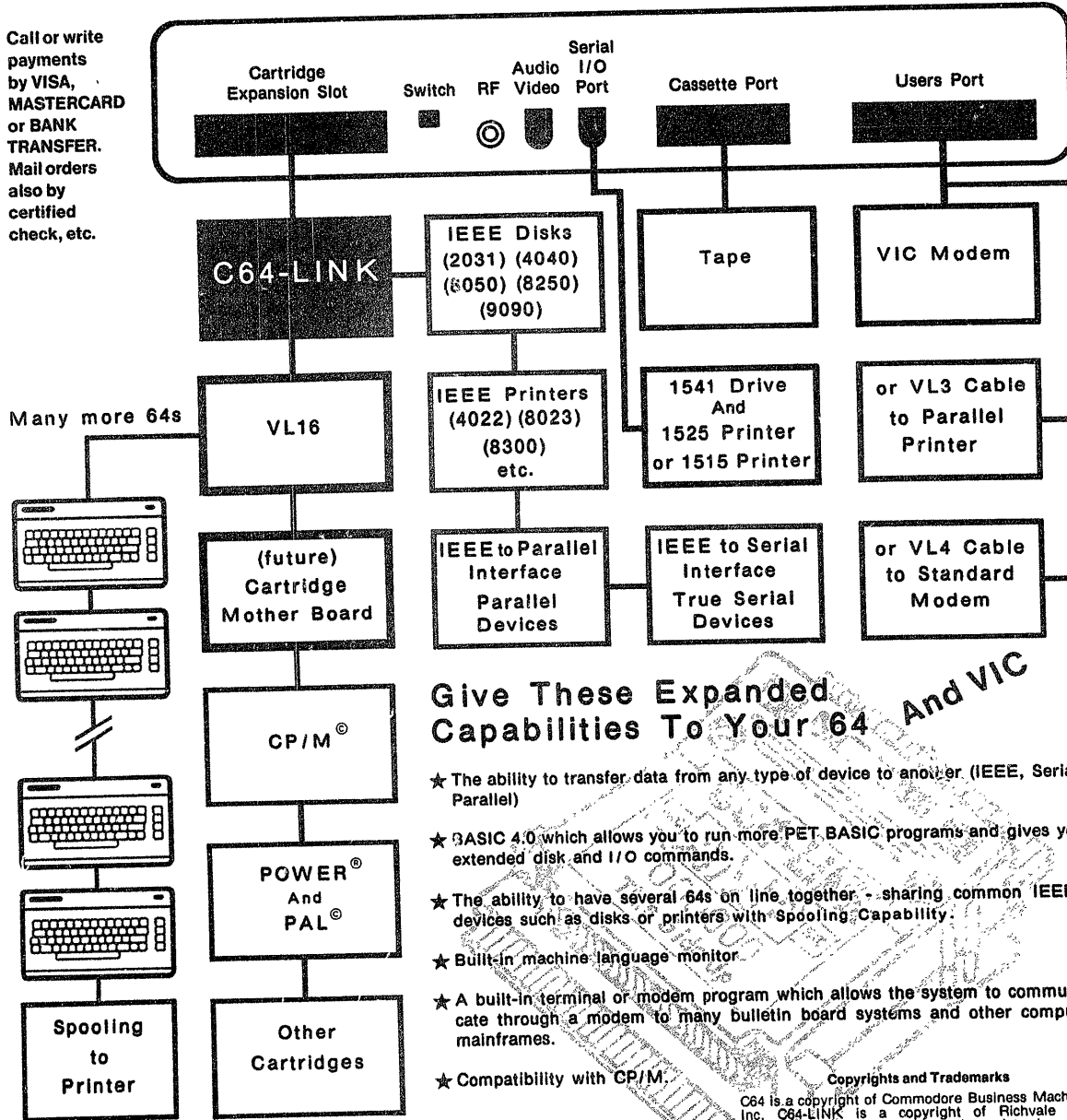
Also available  
 for VIC 20

## C64-LINK<sup>®</sup> The Smart 64

RTC

RTC

Call or write  
 payments  
 by VISA,  
 MASTERCARD  
 or BANK  
 TRANSFER.  
 Mail orders  
 also by  
 certified  
 check, etc.



### Give These Expanded Capabilities To Your 64 And VIC

- ★ The ability to transfer data from any type of device to another. (IEEE, Serial, Parallel)
- ★ BASIC 4.0 which allows you to run more PET BASIC programs and gives you extended disk and I/O commands.
- ★ The ability to have several 64s on line together - sharing common IEEE devices such as disks or printers with Spooling Capability.
- ★ Built-in machine language monitor.
- ★ A built-in terminal or modem program which allows the system to communicate through a modem to many bulletin board systems and other computer mainframes.
- ★ Compatibility with CP/M.

**Copyrights and Trademarks**

C64 is a copyright of Commodore Business Machines, Inc. C64-LINK is a copyright of Richvale Telecommunications. CP/M is a registered trademark of Digital Research. POWER is a trademark of Professional Software. PAL is a copyright of Brad Templeton.

Contact your local Commodore dealer or RTC.

(Continued from page 44)

very easy. Suppose we took  $M = 256$  (2 to the 8th). Then 2 is the only prime  $P$  that divides  $M$ , so we can take  $B$  to be any even number, and therefore  $A$  must be odd. Since we must have  $B$ , a multiple of 4, let us choose, for instance,  $B = 12$  or  $A = 13$ . In this case,  $C$  can be any number other than 2. For convenience we will take  $C$  to be 3.

We now have the formula:

$$X(n + 1) = (13 * X(n) + 3) \text{ MOD } 256$$

The following code would generate an array containing 256 pseudo-random numbers, ranging from 0 to 255, and would contain no repeated numbers.

```
X(0) := SEED;
FOR I := 1 TO 255 DO
  X(I) := (13 * X(I - 1) + 3) MOD 256;
```

The SEED is any integer between 0 and 255. Many small computers arrange SEED to be the value of some byte that often changes, such as the last byte present on an I/O port. If the same number is used for SEED in a second run of the program segment, the resulting sequence of numbers will be exactly the same as before, but if a different SEED is used, the resulting sequence will be different. We see that since there are 256 possible choices for the SEED, the algorithm can generate 256 different pseudo-random number sequences.

If we were to choose  $M$  to be much larger, say  $M = 1024$  (2 to the 10th), we could generate 1024 different pseudo-random sequences with the same algorithm.

### An Example

It is clearly to our advantage to choose  $M$  above as some power of 2. However, to illustrate that this is not necessary, we will write an example card deck shuffling program.

We will number the cards in a standard card deck from 1 to 52. For instance, we might have

```
DECK[1] := 'ACE OF SPACES'
DECK[2] := 'ACE OF CLUBS'
```

and so on. To shuffle the deck we will just present the cards by choosing the subscripts of the DECK using a pseudo-random number generator of our own design. Clearly, we must have a period of 52, since we can't afford to deal the same card twice (!).

We choose  $M = 52$ , to get the period that we desire. We are now required to choose  $C$  so that  $C$  and  $M$  are relatively prime. Since  $M$  is an even number, it suffices to choose  $C$  as any odd number. We will pick  $C = 3$  since that is as good as any.

The choice of the multiplier  $A$  is not as obvious. According to the theorem  $A - 1$  must be a multiple of every prime that divides  $M$ . We note that  $M$  is  $2 * 2 * 13$ , so that  $A - 1$  must be a multiple of 2 and of 13. We also note that 4 is a divisor of  $M$ , so that  $A - 1$  must also be a multiple of 4. All of this means that  $A - 1$  must be  $4 * 13$ , or 52. So we take  $A$  to be 53.

We now have the following algorithm:

```
SUB := SEED;
FOR I := 1 TO 52 DO
  BEGIN
    WRITELN (DECK[SUB + 1]);
    SUB := (53 * SUB + 3) MOD 52;
  END
```

This will deal 52 cards in a random order. There are 52 possible such dealings. We can choose one by specifying the value of SEED, which can be the value of some memory location that varies radically in time, or some other number essentially independent of time.

The subscript of "SUB + 1" was necessary, since the numbers generated vary between 0 and 51, and not between 1 and 52 as might be supposed at first glance. (It is clear that  $52 \text{ MOD } 52$  is 0).

### Testing the Generator

Assuring ourselves that the pseudo-random number generators that we invent are as "random" as possible is not an easy task. Poor choices of  $A$ ,  $C$ , and  $M$  can lead to very poor generators. One famous example occurs in an old friend RANDU from unit-record processing days. On many machines, this generator used one of the poorest possible choices of  $A$ , and thus provided bias to many unsuspecting users.

If you run the card shuffler program segment above, you will discover that the generator tends to produce "runs" or sequences of numbers that do not appear to be random in nature. The card shuffler will not pass a "visual inspection" for randomness. How do you fix it? Just "fiddle" with the multiplier  $A$  and the SEED. You can improve considerably on the generator presented

above by trial and error methods. Of course, trial and error is not adequate for many purposes, and we would desire that there exist a more rigorous method of assuring randomness. Again, we find Professor Knuth coming to the rescue.

Knuth devotes about 70 pages to the discussion of testing pseudo-random number generators such as the one above. Testing algorithms are presented and discussed in mathematical environment. If you are using random-number generators, either of your own design or as a built-in feature of language, you should acquire and read Knuth's second volume. If you are only zapping Klingons, it is not really necessary of course, but if you are building bridges for the public to walk on, you probably should make a careful study, if only for your own benefit.

It is interesting to note that RANDU, the built-in random number generator that was the standard in the industry for many years, flunks some of Knuth's tests miserably.

The random number generators present in some languages may be inadequate for critical tasks, or may be absent altogether. This article has presented an algorithm that allows the user to develop pseudo-random number generators that are adequate for most hobbyist purposes. The tests, which can be found in the literature, are capable of assuring that pseudo-random number generators are adequate for a given purpose.

The following rules make design of a pseudo-random number generator easy.

1. Choose a period equal to a power of 2.
2. Choose  $A$  to be equal to a power of 2 plus 1.
3. Choose  $C$  to be odd.

### Suggested Reading

1. *The Art of Computer Programming*, Volumes i,ii,iii, by Donald Knuth.
2. *Algorithms + Data Structures = Programs*, by N. Wirth.
3. *A Structured Approach to Pascal*, by Bill Walker.
4. "Discrete Event Simulation," by Bill and Anita Walker (MICRO 56:21)

Bill Walker is Assistant Professor of Electrical Engineering and Computer Science at the University of Oklahoma. You may contact him at Box 2806, Norman, OK 73070.

# SEARCHING REVEALED: LINEAR SEARCH

by Richard C. Vile, Jr.

## Linear Search requires:

Apple II  
Listings 1, 2, 4 and 6 require  
Applesoft.  
Listings 3 and 5 require Pascal.

Searching is a technique used in many computer programs. More often than not, a list of some sort is searched. The list may consist of a variety of different kinds of information. For example:

- A mailing-list program may use a list of names, addresses, or both.
- In a program to maintain bowling scores, it may be necessary to search a list of names for the name of a specific player.
- Computer language translators usually maintain a list of identifiers or keywords that must frequently be searched to distinguish names reserved by the language from those created by the programmer.
- In an interactive game, a list of command words may need to be searched in order to match the commands typed by the player.

In all these examples, the lists that are searched consist of what are usually called *character strings*, or simply *strings*. Strings are represented in various ways depending on the programming language you use:

*APPLESOFT* — String variables hold one string apiece: A\$.  
*Pascal* — String variables hold one string apiece: S = 'Hi'.  
*Assembly language* — Strings are just sequences of bytes in memory.  
*Integer BASIC* — String variables are arrays of characters and usually hold one string apiece.

Of course, in order to represent a list of items in a program, you must be able to store many strings at once. This is done using an array of strings. Not all Apple languages directly allow for arrays of strings — APPLESOFT and Pascal do; Integer BASIC and Assembly language do not. For this reason, my examples will center on the former two languages.

## Linear Search in General

The general technique of linear search assumes the existence of a linearly ordered collection of items. In these examples, I consider arrays of strings. Any collection of "things" organized in a lineup of some sort may be subjected to linear search. Some examples from real life are a pile of

magazines on a coffee table, a shelf of books, a bin of records on sale at a discount store, your mailbox full of letters and junk mail, a poorly organized collection of recipes on 3 × 5 cards, and the want ads in your local newspaper.

In all of these examples, if you were searching for a specific item such as last month's MICRO, an old Beatle's album, your income tax refund check, a recipe for Quiche Lorraine, or a For Sale ad for a used computer, you might be apt to start at the top and search through the collection one item at a time. You would continue until you found what you were looking for or until you ran out of items.

In some cases you might take advantage of extraneous information to speed up your search. For instance you might remember the color of the cover of last month's MICRO. You could then limit your search to magazines whose covers were of that color. You might look through your mail for an official-looking government envelope; or you might look for the word "COMPUTER" in capital letters in the want ads.

Because you are human, you have sophisticated pattern-matching

abilities with which a computer cannot yet compete. A computer, searching a list of items, is not able to use such cues in most cases. It has to take each item in turn to see whether or not it is the one being sought. This is always true if the list being searched has no other structure than that of a list. In future articles I will discuss to what extent a computer might take advantage of "extra structure." For now, however, I make no assumptions. The computer lists are simply big unordered piles — like a collection of twenty years' worth of *Life* magazines well shuffled from use.

Here's how to search:

1. First we ask, "Are there any more things left in the pile for which we are searching?" If yes, continue the search; i.e., do step 2. If no, stop the search.
2. Is the next thing in the pile the item for which we are looking? If yes, we succeeded, so quit. If no, do step 3.
3. Put aside the item at which we just looked and rejected. Continue the search from step 1.

The following short names can be given to the three steps in the above procedure: 1. TEST, 2. COMPARE, and 3. LOOP. I shall refer to these "ingredients" in my discussion below.

### Linear Search in Applesoft

Listing 1 shows a simple Applesoft program illustrating linear search. The search itself is done in the subroutine beginning at line 1000. The rest of the program makes sure there is a list to be searched and there are items to be searched. The subroutine in listing 1 is written in a primitive style in order to illustrate the components of the linear search explicitly:

```
TEST: IF J > 100 THEN RETURN
COMPARE: IF (ST$(J) = P$) THEN
    FO = 1
LOOP: J = J + 1 : GOTO 1010
```

Listing 2 uses the BASIC FOR statement as an alternate method.

### Linear Search in Pascal

Listing 3 shows another simple program, this time in Apple Pascal. The program is similar in spirit to that of listing 1, and the list to be searched contains the names of the U.S. Presidents.

Study listing 3 and then compare it to listing 1. You should be able to see

many interesting differences in the programming style of the two languages, Applesoft and Apple Pascal. If you are just beginning to program in Pascal, this suggests one excellent way to learn the language; try to rewrite some of your BASIC programs using Pascal. Try is the key word here as there are some programs that rely too heavily on the memory layout of the Appie to be translated. See how close you can come. And concentrate on translating the spirit of the program — i.e., what it *does*. Don't try to make a literal line-for-line translation or you'll just get bogged down and probably give up.

### Sentinels — More Efficient Linear Search

The test for completion of a linear search, "Are we out of items to consider?", is not conceptually part of the search itself. It seems like unwanted extra baggage. It really is as you soon will see.

Suppose you knew ahead of time that what you were searching for definitely was one of the items in the collection being searched. Or, to put it another way, suppose you knew at the start that a successful search was guaranteed. Then the TEST part of the procedure would be superfluous. You might think the whole search would be superfluous! Leaving that issue aside for a moment, let's see if we can think of a way to guarantee that all your linear searches have happy endings.

Figure 1 gives the basic idea — an extra location in the search collection. Why would you want to increase the number of items to be searched? To guarantee success, of course. You will use the extra location to store a copy of the item for which you are looking. Then if that item turns out not to be in the collection *proper*, you can still find it in the extra location at the end. Therefore you won't have to worry about TESTING whether or not any

items are left. At the worst, you will find what you are looking for just before you run out of items to consider.

The extra item added to the collection is known as a *sentinel* since it stands guard against the possibility of failure.

You now have a slightly different problem to solve because there are now two possible ways to succeed.

1. Find the sentinel.
2. Find the item for which you are looking before you get to the sentinel.

In the first case, even though you succeed in one sense, you fail in the larger sense. Case 2 could be dubbed a real success. After you succeed (which you know you will since you have a sentinel), you check to see whether or not you are at the sentinel location. If not, then you *really* succeed. If so, then you were only helped over the finish line. Real success awaits in some future search.

### Sentinel Searching in Applesoft and Pascal

Listings 4 and 5 show the linear search subroutines of listings 1 and 3 augmented by the use of a sentinel location. Notice that in each case the array used to hold the collection to be searched must be given an extra location. The first step in the search procedure is then to store the item being searched in the extra location (at the end of the regular array).

### Screen Searching

Listing 6 presents the linear search without a sentinel. It is programmed in Applesoft and runs on the screen before your very eyes. It is almost entirely self-explanatory, but if at any time you think it is stuck, just hit RETURN and it is likely to continue on its merry way.

**EXERCISE:** Modify the program of listing 6 to use a sentinel location.

### Coming Up

In the next article in this series, I will discuss the mechanism of the Binary Search and present an on-screen demonstration similar to the Linear Search demo of listing 6.

You may contact Dr. Vile at  
3467 Yellowstone Dr., Ann Arbor,  
MI 48105.

(Listings begin on page 50)

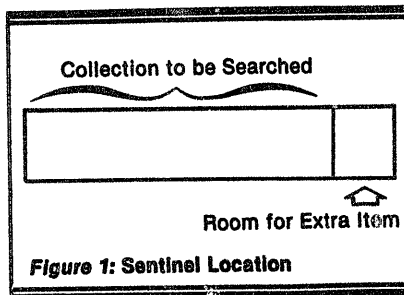


Figure 1: Sentinel Location

Listing 1

```

5 DIM ST$(50),OK(50)
10 FOR I = 1 TO 50: READ ST$(I): NEXT I
15 FOR I = 1 TO 50:OK(I) = 0: NEXT I
20 C = 0
100 REM =====
101 REM = MAIN PROGRAM =
102 REM =====
105 GOSUB 200
106 INPUT "? ";P$
107 IF P$ = "BYE" THEN 180
110 FO = 0: GOSUB 1000
115 IF FO = 1 THEN 150
120 PRINT P$;" IS NOT A STATE"
125 PRINT : GOTO 106
150 IF OK(J) = 0 THEN OK(J) = 1:C = C + 1:
    PRINT "GOOD!": GOTO 105
155 PRINT "YOU ALREADY NAMED THAT ONE!"
160 PRINT "YOU NAMED ";C;" STATES WITHOUT REPEATING"
165 PRINT "GO AGAIN?"
170 INPUT A$: IF A$ = "Y" OR A$ = "YES" THEN 15
180 PRINT "YOU GOT ";C;" STATES"
185 END
200 REM =====
201 REM = INSTRUCTIONS =
202 REM =====
205 HOME : VTAB 5: PRINT "WELCOME TO THE GAME OF THE STATES": PRINT
210 PRINT "GUESS AS MANY STATES AS YOU CAN"
211 PRINT "WITHOUT REPEATING YOURSELF."
212 PRINT "GOOD LUCK..."
215 VTAB 23: HTAB 5: PRINT "TO START, PRESS RETURN";
220 GET A$
225 HOME : RETURN
1000 REM =====
1001 REM = LINEAR SEARCH SUBROUTINE =
1002 REM =====

```

```

1005 J = 1
1010 IF J > 50 THEN RETURN
1015 IF (ST$(J) = P$) THEN FO = 1: RETURN
1020 J = J + 1
1025 GOTO 1010
2000 REM =====
2001 REM = LIST OF STATES =
2002 REM =====
2005 DATA MAINE, VERMONT, NEW HAMPSHIRE
2006 DATA MASSACHUSETTS, CONNECTICUT, RHODE ISLAND
2007 DATA NEW YORK, PENNSYLVANIA, DELAWARE
2008 DATA MARYLAND, VIRGINIA, NORTH CAROLINA
2009 DATA SOUTH CAROLINA, GEORGIA, FLORIDA
2010 DATA OHIO, WEST VIRGINIA, KENTUCKY
2011 DATA TENNESSEE, ALABAMA, MISSISSIPPI
2012 DATA MICHIGAN, INDIANA, ILLINOIS
2013 DATA WISCONSIN, LOUISIANA, ARKANSAS
2014 DATA MISSOURI, IOWA, MINNESOTA
2015 DATA WASHINGTON, CALIFORNIA, OREGON
2016 DATA IDAHO, NEVADA, ARIZONA
2017 DATA NEW MEXICO, UTAH, MONTANA
2018 DATA WYOMING, COLORADO, TEXAS
2019 DATA OKLAHOMA, NEBRASKA, NORTH DAKOTA
2020 DATA SOUTH DAKOTA, ALASKA, HAWAII
2021 DATA KANSAS, NEW JERSEY

```

Listing 2

```

1000 REM =====
1001 REM = LINEAR SEARCH SUBROUTINE =
1002 REM =====
1010 FOR J = 1 TO 50
1015 IF (ST$(J) = P$) THEN FO = 1: RETURN
1020 NEXT J
1025 GOTO 1015
1049 RETURN

```

Listing 3

```

PROGRAM USPresidents;
TYPE
    presname = STRING[25];
VAR
    presidents: ARRAY[1..40] OF presname;
    prex: presname;
PROCEDURE initiprexies;
BEGIN
    presidents[1] := 'George Washington';
    presidents[2] := 'John Adams';
    presidents[3] := 'Thomas Jefferson';
    presidents[4] := 'James Madison';
    presidents[5] := 'James Monroe';
    presidents[6] := 'John Quincy Adams';
    presidents[7] := 'Andrew Jackson';
    presidents[8] := 'Martin Van Buren';
    presidents[9] := 'William Henry Harrison';
    presidents[10] := 'John Tyler';
    presidents[11] := 'James Polk';
    presidents[12] := 'Zachary Taylor';
    presidents[13] := 'Millard Fillmore';
    presidents[14] := 'Franklin Pierce';
    presidents[15] := 'James Buchanan';
    presidents[16] := 'Abraham Lincoln';
    presidents[17] := 'Andrew Johnson';
    presidents[18] := 'Ulysses S. Grant';
    presidents[19] := 'Rutherford B. Hayes';
    presidents[20] := 'James Garfield';
END { PROCEDURE initiprexies };

PROCEDURE init2prexies;
BEGIN
    presidents[21] := 'Chester A. Arthur';
    presidents[22] := 'Grover Cleveland';
    presidents[23] := 'Benjamin Harrison';
    presidents[24] := 'Grover Cleveland';
    presidents[25] := 'William McKinley';
    presidents[26] := 'Theodore Roosevelt';
    presidents[27] := 'William Howard Taft';
    presidents[28] := 'Woodrow Wilson';
    presidents[29] := 'Warren G. Harding';
    presidents[30] := 'Calvin Coolidge';
    presidents[31] := 'Herbert Hoover';
    presidents[32] := 'Franklin Delano Roosevelt';

```

```

presidents[33] := 'Harry S. Truman';
presidents[34] := 'Dwight D. Eisenhower';
presidents[35] := 'John F. Kennedy';
presidents[36] := 'Lyndon B. Johnson';
presidents[37] := 'Richard M. Nixon';
presidents[38] := 'Gerald R. Ford';
presidents[39] := 'Jimmy Carter';
presidents[40] := 'Ronald Reagan';
END { PROCEDURE init2prexies };

FUNCTION search (VAR s : presname) : BOOLEAN;
VAR
    i: INTEGER;
    found: BOOLEAN;
BEGIN
    found := FALSE;
    i := 1;

    WHILE (( i <= 40) AND (NOT found))
    DO
        BEGIN
            IF s = presidents[i]
            THEN
                found := TRUE;
                i := i + 1;
            END;
        END;

    search := found;
END;

BEGIN
    initiprexies;
    init2prexies;

    WHILE prex <> 'quit'
    DO
        BEGIN
            WRITELN ('Name a President');
            READLN (prex);
            IF search (prex)
            THEN
                BEGIN
                    WRITELN ('Good! You got one!');
                    WRITELN ('Try again?');
                    READLN (prex);
                END;
            END { WHILE prex <> 'quit' };
        END { PROGRAM USPresidents }.

```

(Continued on page 52)



# FLOPPY DISKS SALE

**\*\$1.19 ea.**

## Economy Model or Cadillac Quality

***We have the lowest prices!***

### ECONOMY DISKS

Good quality 5¼" single sided single density with hub rings.

Bulk Pac	100 Qty.	\$1.19 ea.	Total Price	\$119.00
	10 Qty.	1.39 ea.	Total Price	13.90

### CADILLAC QUALITY

• *Each disk certified* • *Free replacement lifetime warranty* • *Automatic dust remover*

For those who want cadillac quality we have the Loran Floppy Disk. Used by professionals because they can rely on Loran Disks to store important data and programs without fear of loss! Each Loran disk is 100% certified (an exclusive process) plus each disk carries an exclusive FREE REPLACEMENT LIFETIME WARRANTY. With Loran disks you can have the peace of mind without the frustration of program loss after hours spent in program development.

### 100% CERTIFICATION TEST

Some floppy disk manufacturers only sample test on a batch basis the disks they sell, and then claim they are certified. Each Loran disk is individually checked so you will never experience data or program loss during your lifetime!

### FREE REPLACEMENT LIFETIME WARRANTY

We are so sure of Loran Disks that we give you a free replacement warranty against failure to perform due to faulty materials or workmanship for as long as you own your Loran disk.

### AUTOMATIC DUST REMOVER

Just like a record needle, disk drive heads must travel hundreds of miles over disk surfaces. Unlike other floppy disks the Loran smooth surface finish saves disk drive head wear during the life of the disk. (A rough surface will grind your disk drive head like sandpaper). The lint free automatic CLEANING LINER makes sure the disk-killers (dust & dirt) are being constantly cleaned while the disk is being operated. PLUS the Loran Disk has the highest probability rate of any other disk in the industry for storing and retaining data without loss for the life of the disk.

***Loran is definitely the Cadillac disk in the world***

Just to prove it even further, we are offering these super LOW INTRODUCTORY PRICES

List \$4.99 ea. **INTRODUCTORY SALE PRICE \$2.99 ea.** (Box of 10 only) Total price \$29.90

**\$3.33 ea. (3 quantity) Total price \$9.99**

All disks come with hub rings and sleeves in an attractive package.

### RANKING FOR BEST PERFORMANCE

MEASUREMENTS	LORAN	Verbatim	Ultra	3M
Amplitude	1	2	3	3
Missing bit ratio (reliability)	1	3	3	2
Extra bit rate	1	2	1	3
Modulation	1	3	2	2
Running torque	1	1	1	2

(Numbers that are the same indicate a tie for that position)

***LORAN beats the competition cold!!***

Add \$10.00 for shipping, handling and insurance. Illinois residents please add 6% tax. Add \$20.00 for CANADA, PUERTO RICO, HAWAII orders. WE DO NOT EXPORT TO OTHER COUNTRIES.

Enclose Cashiers Check, Money Order or Personal Check. Allow 14 days for delivery, 2 to 7 days for phone orders, 1 day express mail! Canada orders must be in U.S. dollars. Visa - MasterCard - C.O.D.

**PROTECTO**  
**ENTERPRISES** (WE LOVE OUR CUSTOMERS)  
 BOX 550, BARRINGTON, ILLINOIS 60010  
 Phone 312/382-5244 to order

Listing 4

```

1000 REM =====
1001 REM = LINEAR SEARCH SUBROUTINE =
1002 REM =====
1005 ST$(51) = P$
1010 J = 1
1015 IF (ST$(J) = P$) THEN 1030
1020 J = J + 1
1025 GOTO 1015
1030 IF J < 51 THEN FO = 1
1049 RETURN
    
```

Listing 5

```

FUNCTION search (VAR s : presname) : BOOLEAN;
VAR
  I:      INTEGER;
  Found:  BOOLEAN;
BEGIN
  Found := FALSE;
  presidents[41] := s;
  I := 1;

  WHILE (s <> presidents[i])
  DO
  BEGIN
    I := i + 1;
  END;

  search := (I <> 41);
END;
    
```


Listing 6

```

5 DIM IT$(30),SE$(16),PI(30)
50 DV = 75:TRY = 0
100 REM =====
101 REM = MAIN PROGRAM =
102 REM =====
105 GOSUB 200: REM INSTRUCTIONS
110 GOSUB 300: REM SETUP
115 GOSUB 400: REM DISPLAY
117 IF A$ <> CHR$(13) THEN TRY = TRY + 1: GOTO 110
120 FOR L = 1 TO 16
123 GOSUB 700: REM REMOVE OLD TRY
125 FO = 0: GOSUB 500: REM TRY
130 IF FO = 1 THEN 150
135 VTAB 22: HTAB 30: FLASH : PRINT "NO";: NORMAL
138 FOR DE = 1 TO 1000 - 75 * L - 100 * TRY:
  NEXT DE: GOSUB 800
140 NEXT L
141 GOSUB 700: GOSUB 800
142 VTAB 24: HTAB 1: CALL - 868
143 VTAB 22: CALL - 868: INVERSE
144 HTAB 5: PRINT S$;" IS NOT ON THE LIST";:
  NORMAL : GOSUB 900 REM BUZZ
145 GOSUB 800: GOSUB 800: GOTO 165
150 VTAB 22: HTAB 30
155 CALL - 868: FLASH : PRINT "YES";: NORMAL
156 GOSUB 800: GOSUB 800
160 VTAB 24: HTAB 1: CALL - 868
161 VTAB 22: CALL - 868: INVERSE
162 HTAB 5: PRINT S$;" WAS FOUND AT ";L;
163 NORMAL : GOSUB 800: GOSUB 800
165 GOSUB 600
170 TRY = TRY + 1
175 IF A$ = CHR$(13) THEN 110
199 END
200 REM =====
201 REM = INSTRUCTIONS =
202 REM =====
205 HOME : SPEED= 25
210 PRINT "----- LINEAR SEARCH DEMO -----": PRINT
215 PRINT "THIS PROGRAM WILL DEMONSTRATE THE"
220 PRINT "TECHNIQUE OF LINEAR SEARCH WITHOUT"
225 PRINT "A SENTINEL LOCATION. A LIST OF"
230 PRINT "STRINGS WILL BE GENERATED ON THE "
235 PRINT "LEFT SIDE OF THE SCREEN AND A STRING"
240 PRINT "TO BE SEARCHED FOR WILL BE PRINTED"
245 PRINT "AT THE TOP OF THE SCREEN. THE PROGRAM"
250 PRINT "WILL GO DOWN THE LIST 'LOOKING' FOR"
255 PRINT "A MATCH. AFTER EACH STEP, IT WILL "
260 PRINT "PAUSE AND POSSIBLY DISPLAY COMMENTS"
265 PRINT "REGARDING ITS PROGRESS. TO MAKE IT"
270 PRINT "CONTINUE, SIMPLY PRESS THE RETURN KEY."
280 GOSUB 600
299 SPEED= 255: RETURN
300 REM =====
301 REM = INITIALIZE =
302 REM =====
    
```

```


305 X = PEEK (78) + 256 * PEEK (79)
310 RESTORE : FOR I = 1 TO 30: READ IT$(I): NEXT I
315 FOR I = 1 TO 30:PI(I) = 0: NEXT I
320 FOR J = 1 TO 16
322 I = INT ( RND (X) * 30 + 1)
324 IF PI(I) THEN 322
326 SE$(J) = IT$(I):PI(I) = 1
328 NEXT J
330 I = INT ( RND (X) * 30 + 1)
334 S$ = IT$(I)
349 RETURN
400 REM =====
401 REM = DISPLAY =
402 REM =====
404 HOME
405 FOR K = 1 TO 16
410 VTAB 3 + K: HTAB 1
412 IF K < 10 THEN PRINT " ";
414 PRINT K; " ";SE$(K)
420 NEXT K
450 VTAB 2: HTAB 5
452 CALL - 868
455 INVERSE : PRINT "LOOKING FOR ===> ";
460 FLASH : PRINT " ";S$;" "
465 NORMAL : GOSUB 600
470 VTAB 2: HTAB 21: PRINT " ";S$;" "
499 RETURN
500 REM =====
501 REM = TRY A MATCH AND =
502 REM = RETURN RESULT. =
503 REM =====
505 VTAB 24: HTAB 1: CALL - 868
508 VTAB 3 + L: HTAB 21: PRINT " ";S$;"?";
510 VTAB 22: HTAB 5
512 CALL - 868: GOSUB 850
513 SPEED= 150
514 PRINT "IS IT ";SE$(L);" ?": SPEED= 255
515 FOR DE = 1 TO 1000 - 100 * L - 100 * TRY:
  NEXT DE: GOSUB 850
520 IF SE$(L) <> S$ THEN RETURN
525 FO = 1
549 RETURN
600 REM =====
601 REM = PAUSE =
602 REM =====
605 VTAB 24: HTAB 1
610 CALL - 868
620 SPEED= 100
640 PRINT "-----";
645 PRINT " PRESS RETURN TO CONTINUE";
650 SPEED= 255
655 GET A$
699 RETURN
700 REM =====
701 REM = ERASE OLD ATTEMPT =
702 REM =====
705 IF L > 1 THEN VTAB 2 + L: HTAB 21: CALL - 868
749 RETURN
800 REM =====
801 REM = DELAY LOOP =
802 REM =====
805 FOR DE = 1 TO 500: NEXT DE
809 RETURN
850 REM =====
851 REM = FASTER DELAY =
852 REM =====
860 FOR DE = 1 TO 200: NEXT DE
899 RETURN
900 REM =====
901 REM = SOUND FAILURE BUZZER =
902 REM =====
910 XX = PEEK ( - 16336) + PEEK ( - 16336) +
  PEEK ( - 16336) + PEEK ( - 16336)
915 FOR I = 1 TO 2: NEXT I
920 IF J > 25 THEN RETURN
925 J = J + 1: GOTO 910
9000 DATA APPLE II, PET, COMMODORE 64
9001 DATA APPLE III, VIC 20, TRS-80
9002 DATA COLOR COMPUTER,RADIO SHACK 16, OSBORNE I
9003 DATA ALTAIR 8800, CROMEMCO Z2, ATARI 400
9004 DATA ATARI 800, SUPER PET, IBM PC
9005 DATA SINCLAIR ZX81, INTERACT, OSI CHALLENGER
9006 DATA EXIDY SORCERER, TI COMPUTER, DEC RAINBOW
9007 DATA ZENITH Z100, SGL COMPUTER, INSAI 8080
9008 DATA DIGITAL GROUP, ALTAIR 680, ECD MICRO MIND
9009 DATA HEATH H89, COMPUCOLOR II, HEATH H11
9010 DATA EPSON HX-20, PENTEL PENPUTER,VICTOR 9000
    
```



P.O. Box 4364  
 Flint, Michigan 48504  
 (313) 233-5731  
 (313) 233-3125


# ZANIM SYSTEMS

## HOME CONTROL AT YOUR FINGERTIPS




The ZCM-1 is the Master Control module that provides the interface between your computer and our line of Zanim Application Modules. Up to 15 Application Modules can be piggy-backed to the ZCM-1 Master Control module. The ZCM-1 is compatible with any standard RS-232 (serial) interface. A special Master Control module, the ZCM-1V is available for the VIC-20 and Commodore-64 computers.

\*The ZCM-1V is available for VIC-20 and C-64 users.




ZAM-1 is the home control interface module that provides a fully versatile computer controlled environment. ZAM-1 can control up to 256 different lamps and appliances in your home or business providing you with an effective and easy to implement energy management and electric control system. No special modifications are necessary to your building as all control signals are sent over your existing wiring. ZAM-1 can be programmed in BASIC or optional home control software is available. ZAM-1 requires one ZCM-1 Master Control module.

\*The ZCM-1/ZCM-1V Master Control module is required to use the ZAM-1 Home Control module.



The ZAM-2 allows your computer to continuously monitor up to 15 different doors or windows around your home or business. ZAM-2 is a basic building block in a complete computer controlled home security system. With our ZAM-1 Home Control module, you can have a fully integrated security and environment control system. Upon an intrusion, your computer can take the action most appropriate, whether that is to ring an alarm bell, flash all the lights around your home, or dial the police.

\*The ZCM-1/ZCM-1V Master Control module is required to use the ZAM-2 Security module.




The ZAM-3 is a complete telephone answering and dialing system. It is capable of taking the phone off-hook and dialing a number under computer control or of answering the phone when it rings. With the ZAM-1 Home Control module and the ZAM-2 Security module, the ZAM-3 Phone Dialer module can be integrated into a complete home or business security/monitoring system. Applications include security, auto phone dialing, and computer-answering systems.

\*Pulse dialing option is available as ZAM-3P.


\*The ZCM-1/ZCM-1V Master Control module is required to use the ZAM-3/ZAM-3P Phone Dialer module.

## SERIAL OR PARALLEL (CENTRONICS) PORT SWITCHER



**DOES YOUR COMPUTER  
 LOOK LIKE THIS?**

**A PORT SWITCHER NOW  
 AVAILABLE FOR YOUR  
 COMPUTER (ZSW1)**



P.O. BOX 4364  
 Flint, Michigan 48504  
 (313) 233-5731  
 (313) 233-3125

Please send me more information or catalogue!

Name \_\_\_\_\_

Company \_\_\_\_\_

Address \_\_\_\_\_

City \_\_\_\_\_ State \_\_\_\_\_ Zip \_\_\_\_\_

What Make/Model Computer do you own?  
 \_\_\_\_\_

# Faster Math Operations in Microsoft BASIC

by Peter Hiscocks

Array operations are slow in Microsoft BASIC because they have to be explicitly programmed. For example, to add two 32 element arrays, we require

```
FOR I = 0 TO 32
  RL(I) = RL(I) + DV(I)
NEXT I
```

which takes about 0.5 seconds.

For each trip around the loop, BASIC has to set a value for I and then find the variables RL(I) and DV(I). We know, however, that the variables follow in sequence, and this can be used to speed things up considerably.

The variables of a floating point array are stored in five-byte lumps, one after another in memory. To operate on two arrays, we set up pointers to the zeroth elements, perform the arithmetic, then increment the pointers by five bytes, continuing until the two arrays are done. Using the ROM routines, the routine given above may be made to execute in 0.066 seconds. As a rough rule of thumb, expect a factor of 6 to 9 increase in speed.

To use this technique we have to be able to find the arrays in memory and use the BASIC floating point arithmetic routines.

The method shown here is accompanied by ROM locations for Commodore PET BASIC version 4, but the ideas should be transferrable to other versions of Microsoft BASIC.

## Finding the arrays

As shown in figure 1, arrays grow upward in memory, as they are dimensioned, above simple variables. The creation of a variable or editing of BASIC text will change the shaded areas, so we cannot count on the arrays being at any fixed location. However, the Microsoft routine that finds a variable can be used to do this. Handed the zeroth element as a variable — DV(0), for example — the routine will

**MADD**  
requires:  
PET/CBM or Commodore 64

give us back the memory location of the start of the array.

## Array Storage Format

An array consists of a header, which contains descriptive information about the array, and the body, which contains the array elements. A typical floating point array header is shown in figure 2. Each block is one byte.

In a multi-dimensional array, the last dimension changes least frequently. For example, DV(32,5) would be stored as DV(0,0) to DV(32,0) followed by DV(0,1) to DV(32,1), and so forth to DV(32,5).

## Arithmetic Operations

The arithmetic operations could be programmed in machine language. This would be worthwhile for operations on integer arrays since Microsoft BASIC performs integer arithmetic by converting the number to a floating point, using the floating point routine, and converting back to integer.

For floating point math, the easy way out is to use the Microsoft ROM routines (table 1). These have been well described elsewhere, so this will be a summary.

Mathematical operations take place in one of two, six-byte "accumulators" on page zero. The FAC is located at \$5E to \$63, and the ARG is located at \$66 to

Figure 1: Array Storage In Ram

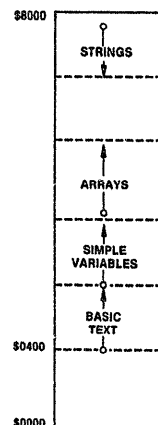


Table 1: Locations and Routines used in MADD and others of interest.

	BASIC 2	BASIC 4	\$4
Check for a comma: CHKCOM	CDF8	BEF5	AEFD
Evaluate an expression: FRMEVL	CC9F	BD98	AD9E
Move variable to FAC: MOVFM	DAAE	CCD8	BBA2
Variable address low byte to AC	DAAE	CCD8	BBA2
Variable address high byte to Y			
Move variable to ARG: CONUPK	D998	CBC2	BA8C
Variable address low byte to AC			
Variable address high byte to Y			
Store FAC in memory: MOVMF	DAE0	CD0A	BBD4
Variable address low byte to X			
Variable address high byte to Y			
Transfer FAC to ARG	DB18	CD42	BC0C
Transfer ARG to FAC	DB08	CD32	BBFC
Convert FAC to 16 bit integer: AYINT	D09A	C2EA	B1BF
Result in \$61 and \$62			
Add			
FAC = ARG + FAC	D77B	C9A5	B86F
Subtract			
FAC = ARG - FAC	D736	C989	B830
Multiply			
FAC = ARG * FAC	D93C	CB66	BA2B
Divide			
FAC = ARG / FAC	DA20	CC4A	BB12
FACHI	61	61	64
FACLO	62	62	65
VARPNT	44	44	47
OVRFLO	65	65	68
UNDFLO	6D	6D	70

Listing 1

```

;*****
;*
;*      madd
;*
;*      matrix addition program
;*
;*      by peter hiscocks
;*      adds dv(i) to r1(i) with result in r1(i)
;*      also stores integer of r1(i) and
;*      stores in output table, outble
;*      calling syntax- s/s gtrl,r1(0),dv(0)
;*      maximum 255 elements
;*
;*      assembled for commodore 64
;*      see table for basic 2,4, & vic
;*
;*****
6006 chkcom = $ae4d ; check for comma, else syntax error
6006 frmevl = $ad9e ; evaluate expression
; in this case, find
; pointer address to
; start of matrix, in
; varpnt & varpnt+1
6006 movfm = $bba2 ; memory (r1) to fac #1
6006 conupk = $ba8c ; memory (dv) to fac #2 (arg)
6006 fadd = $b88f ; sum of fac & arg to fac
6006 movmf = $bbd4 ; fac to memory (r1)
6006 ayint = $b1bf ; fac to integer,
; result in faclo
6006 fachi = $64
6006 faclo = $65 ; mantissa 1sb of fac
6006 varpnt = $47 ; pointer to variable
6006 ovrflo = $68 ; overflow error flag
6006 undflo = $70 ; underflow err flag
;
6000 *= $6000
6000 outble = $+200 ; integer output table
; 64 locations
;
6001 r1lo *= $+1 ; loop address pointers
6002 r1hi *= $+1
;
6003 dvlo *= $+1
6004 dvhi *= $+1
;
6005 elemen *= $+1 ; number of elements in each array
;

```

(continued)

\$6A. ROM routines are available to move a variable from its storage location into accumulator (in the process "unpacking" changes the format from five to six bytes). They are available to perform the arithmetic operation, and to repack the variable back into its storage location.

The example of listing 1, MADD, is a Matrix ADD for 32 elements. It stores each result back in memory and also converts it to fixed point format, sending that to an output table OUTBLE for use by a piece of hardware. It's a pretty specialized piece of software, but it shows how all this might go together.

The routine is called from BASIC with an instruction like

```
SYS XXX,RL(0),DV(0)
```

where XXX is the start of the machine-language routine in memory. Notice that the same routine XXX may be called with different parameters, or different routines may be created to perform different array operations.

When the SYS XXX instruction is executed by the BASIC interpreter, the BASIC line scanner is left pointing at the first comma.

The routine CHKCOM looks for this and prints "SYNTAX ERROR" if it's not present. The scanner is now pointing at RL(0). Calling the routine FRMEVL (evaluate an expression) will put the location of RL(0) in the page zero locations VARPNT. (It also leaves the value of RL(0) in the FAC, but that's not used here). We can snag the starting location of the array RL(I) by reading VARPNT. The routines CHKCOM and VARPNT may be used again to find the starting location of DV(I).

Loop control for the number of elements in the arrays is built into MADD as a "magic number," not a good practice. For a general purpose routine, you might tack the number of elements onto the calling SYS instruction as a third parameter, and use CHKCOM and FRMEVL to pick it up. The result would be left in the FAC in floating point, where it could be converted to integer format by calling AYINT.

The error flags OVRFLO and UNDFLO, associated with the ROM math routines, are then cleared. The pointer into the integer output table OUTBLE is reset, and we're ready for the main addition loop.

(Continued on next page)



In the addition loop, you'll notice that various registers have to be set up before calling the routines. For example, the accumulator must be set up with low byte, Y index register with the high byte of a variable's address, before calling MOVFM. In the case of MOVFM, it's the X and Y index registers.

The array pointers are then incremented by 5, the OUTBLE pointer is incremented by 2 (a Microsoft integer is 2, 8-bit bytes), the loop counter is decremented, and we do it again until 32 elements have been processed.

A BASIC test routine for MADD is shown in listing 2. Two 32 element arrays are set up, MADD is called, and the result is printed.

Incidentally, the assembly shown in listing 1 was done with the PAL assembler for the PET, written by Brad Templeton, the author of POWER. I recommend it highly.

Multi-Dimensional Arrays

The variables in the calling instruction need not be one-dimensional arrays. For example, suppose RL is 32x1 and DV is 32x5. The calling instruction

```
SYS XXX,RL(0),DV(0,3)
```

would have the effect of adding the 32 elements in the third (of five) columns of DV to the 32 elements in RL, leaving the result in RL. Notice that

```
SYS XXX,RL(0),DV(3,0)
```

has a totally different and incorrect effect, because of the order of storage of the elements of DV.

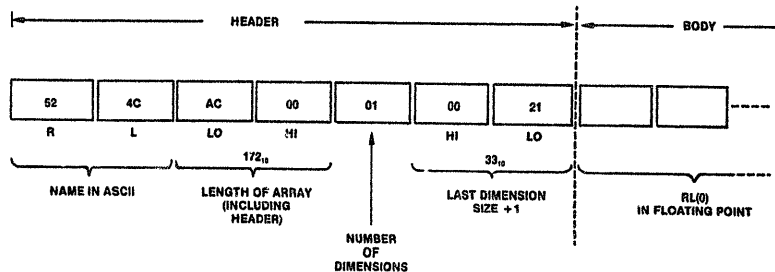
Listing 1 (continued)

```
6006      outptr  $=  #+1      ; pointer into output table
        ;
        ; get pointers from sys statement
        ; and set up in xxlo and xxhi
6006 20 fd ae gtr1      jsr  chkcom ; obtain address of r1(0)
6009 20 9e ad          jsr  frmev1
600c a5 47            lda  varpnt
600e 8d 00 60         sta  r1lo
6011 a5 48            lda  varpnt+1
6013 8d 01 60         sta  r1hi
        ;
6016 20 fd ae gtdv      jsr  chkcom ; obtain address of dv(0)
6019 20 9e ad          jsr  frmev1
601c a5 47            lda  varpnt
601e 8d 02 60         sta  dvlo
6021 a5 48            lda  varpnt+1
6023 8d 03 60         sta  dvhi
        ;
6026 a9 20            lda  #32      ; get the number of
6028 8d 04 60         sta  elemen ; elements in the array
        ;
602b a9 00            lda  #00     ; clear error flags
602d 85 68            sta  ovrflc
602f 85 70            sta  undflc
        ;
6031 a9 00            lda  #0      ; set up output pointer
6033 8d 05 60         sta  outptr ; to start of output table
        ;
6036 ad 00 60         adloop lda  r1lo   ; main addition of r1(i) and dv(i)
6039 ac 01 60         ldy  r1hi
603c 20 a2 bb         jsr  movfm  ; r1(i) to fac
603f ad 02 60         lda  dvlo
6042 ac 03 60         ldy  dvhi
6045 20 8c ba         jsr  conupk ; dv(i) to arg
        ;
6048 20 6f bb         jsr  fadd   ; fac = fac + arg
        ;
604b ae 00 60         ldx  r1lo
604e ac 01 60         ldy  r1hi
6051 20 d4 bb         jsr  movmf  ; fac to r1(i)
        ;
6054 20 bf b1         jsr  ayint  ; fac to integer
        ;
6057 ac 05 60         ldy  outptr
605a a5 65            lda  faclo
605c 99 c8 60         sta  outble,y ; integer to output table
605f ee 05 60         inc  outptr ; increment output table pointer
6062 ee 05 60         inc  outptr ; twice
        ;
6065 18              incptr  clc      ; add 5 to loop pointers
6066 ad 00 60         lda  r1lo   ; to move to next element
6069 69 05            adc  #5     ; in the array r1
606b 8d 00 60         sta  r1lo
606e a9 00            lda  #0
6070 8d 01 60         adc  r1hi
6073 8d 01 60         sta  r1hi
        ;
6076 18              clc      ; ditto dv
6077 ad 02 60         lda  dvlo
607a 69 05            adc  #5
607c 8d 02 60         sta  dvlo
607f a9 00            lda  #0
6081 8d 03 60         adc  dvhi
6084 8d 03 60         sta  dvhi
        ;
6087 ce 04 60         dec  elemen ; test for complete
608a d0 aa            bne  adloop
        ;
608c 60              rts
```

Listing 2

```
10 REM MADDTEST ROUTINE
20 DIM RL(32),DV(32)
30 FOR J=0 TO 31
40 RL(J)=J:DV(J)=1.33
50 NEXT J
60 SYS 24582,RL(0),DV(0)
70 FOR J=0 TO 31
80 PRINT RL(J)
90 NEXT J
100 STOP
```

Figure 2: One Dimensional Array Header



Peter Hiscocks is an instructor at Ryerson Polytechnical Institute, where he teaches courses in electronic and theatre technology. He builds computer interfaces on a freelance basis, and has just completed a computer-controlled sound system for the Royal Ontario Museum. You may contact him at Ryerson Polytechnical Institute, Electrical Department, 50 Gould St., Toronto, Canada M5B1E8.



# PUT PRICES IN CHECK

CARTRIDGE RIBBONS FOR  
 APPLE PRINTERS  
 NEC 8023A  
 C. ITOH PROWRITER  
**\$9.95** EA **\$107.46** DOZ

CARTRIDGE RIBBONS FOR  
**EPSON**  
**MX-80 MX-100**  
**\$6.99** EA **\$11.95** EA  
**\$86.29** EA **\$129.08** DOZ

**MAXELL**  
**DISKETTES**  
 5 1/4" SINGLE SIDE  
 DUAL DENSITY  
 MD-1  
**\$29.90** 10 PACK

**INNOVATIVE**  
**CONCEPTS**  
**FLIP'N'FILE**  
 DISC STORAGE BOX  
 HOLDS UP TO 60 DISKETTES  
 5 1/4" 8"  
**\$24.95** EA **\$29.95** EA

RIBBONS FOR  
**IDS PRINTERS**  
 EA DOZ  
 440 \$2.77 \$29.92  
 PAPER TIGER \$6.95 \$75.06  
 MICROPRISM \$7.99 \$86.29  
 PRISM 10.95 118.25

**DISKETTE**  
**STORAGE**  
**BOXES**  
 5 1/4" - BLUE OR BEIGE  
**\$2.49** EA.

DUAL SPOOL RIBBONS FOR  
**OKIDATA**  
**PRINTERS**  
 80 EA DOZ  
 92.93 \$2.77 \$29.92  
 84 \$5.99 \$64.69

**MEMOREX**  
**DISKETTES**  
 5" SINGLE SIDE - DUAL DENSITY  
**\$24.99** 10 PACK

**COLOR-**  
**CODER**  
 LIBRARY CASE SET  
 CONTAINS 5 BRIGHT COLORS  
 5 1/4" 8"  
**\$19.95** SET OF 5 **\$23.95** SET OF 8

**ANTI-STATIC**  
**SPRAY**  
 FULL QUART SIZE  
 WITH DISPENSER  
**\$6.95** QT.  
**1 GALLON REFILL \$19.95**

CARTRIDGE RIBBONS FOR  
**COMREX**  
 DAISYWRITER 2000  
**\$2.49** EA **\$26.89** DOZ

**LABEL**  
**SPECIAL**  
**\$2.99** / K  
 (5K MIN)  
 1 ACROSS 3 x 15/16 CONTINUOUS LABELS

**MOST RIBBONS AVAILABLE IN COLORS TOO!**  
 CALL OR WRITE FOR OUR SUPPLIES CATALOGUE  
 ON ORDERS UNDER \$14.00 PLEASE ADD \$3.00 FOR SHIPPING  
 MINIMUM RIBBON ORDER \$30.00 OR 1 DOZEN



TOLL FREE 800-343-7706  
 IN MASS 617-963-7694  
 PHONES OPEN 9AM-7PM EASTERN TIME

**Check-Mate**™

51 DIAUTO DR. P.O. BOX 103  
 RANDOLPH, MA 02368



MASS RESIDENTS  
 ADD 5% SALES TAX

---

---

# Bank-Switched JSR

---

---

by Terry M. Peterson

The Commodore SuperPET contains 96K of RAM — three times the memory of its plain sister, the CBM 8032. However, the extra 64K of RAM is "stacked" into 16 4K "banks" all addressed at \$9000-\$9FFF. Only one of these banks is accessible to the processor at any moment. The active bank is selected by setting the bank-select switch, a latch at \$EFFF. For example, to activate bank seven, you would execute the equivalent of "POKE 61436,7". To use this memory with programs that won't fit within a single bank, you obviously need a method to jump from one bank to routines in other banks and back again — a "bank-switched JSR". Ideally, this bank-switched JSR would pass all processor registers between the called and calling routines just as does an ordinary JSR. Furthermore, it should place no restriction on the location of either routine within its bank. I have implemented such a bank-switched JSR using the 6502 "BRK" instruction together with a set of "jump" tables.

My bank-switched JSR sacrifices a small amount of memory, usually less than about one page per bank, in return for making inter-bank subroutine calls as easy as calls within a bank. To use this method, subroutine calls to other banks are assembled so they point to an entry in a jump table somewhere in the bank. The table consists of 8-byte entries, each of the following form:

```
EXTSUB BRK
      NN
      JSR XXXX
      BRK
      $FF
      RTS
```

where NN is the number of the bank containing the called routine and XXXX represents two arbitrary bytes. (For convenience in assembly, I usually point XXXX to EXTSUB — see listing 2.) Thus, at assembly time you need only the bank number of the called routine, not its actual address; you may assemble each bank's code in-

dependently. All banks' corresponding jump table entries must be at the same addresses, but you may place the tables anywhere in the bank — and there may be more than one table per bank. In operation, the system BRK vector is modified to point to the bank-managing routine shown in listing 1. This "bank manager" could be put in bank-switched memory, but it is more economical to put it in normal memory since you would need to put identical copies in all potentially active banks. Whenever EXTSUB in this example is called, the bank manager saves the current bank number on the machine stack and then changes the active bank number to NN. Bank NN contains the same jump table except that XXXX must point to the actual location of the called routine. Therefore, when the bank manager restores all the processor registers and returns control to the JSR following the byte "NN", the effect is (almost) the same as if a direct JSR were executing. (The difference is that three more bytes of stack space have been

**This article shows a method for using the SuperPET's bank-switched memory with 6502 machine-language programs. Although written for the SuperPET, the technique may be used on any 6502 machine having a banked memory.**

used.) Obviously, the only data we may pass to the called routine is in the processor registers — unless we first move the data to non-bank-switched RAM. When the called routine executes an RTS, the second BRK is executed and the "\$FF" byte signals the bank manager that we wish to restore the previously active bank. The old bank number is pulled from the stack, then that bank is activated, and control is passed to the final RTS in the jump table entry with all processor register contents restored to their values at the time of the called routine's RTS.

Now that I've described *what* the bank manager does, let's look at listing 1 to see *how* it does it. First, it pushes on the stack (INDEX1), the contents of a pair of zero-page locations to be used temporarily. Next it fetches the program counter (PC) bytes from the stack where they were pushed during execution of the BRK. This is done using x-register indexed loads that take advantage of the fact that the stack pointer has already been loaded into the

x-register by the SuperPET's interrupt-handling ROM routine before calling the bank manager. The PC is decremented by one and stored as (INDEX1). (INDEX1) now points to the NN byte of the jump table entry. NN is fetched and the original (INDEX1) is restored. Then NN is tested (TYA) to determine whether a jump (NN >= 0) or return-jump (NN < 0) is being requested. If it's a return, the branch to UNSWT is taken. Otherwise the top six stack items are lifted to make room for the current bank number below them. Then the new bank number is switched on and control is passed to IRQDON, the operating system routine that restores the processor registers from the stack and executes an RTI. At UNSWT the return-from-bank RTS is accomplished by retrieving the old bank number from under the top six stack items, putting it on top of the stack and moving the top items back down to undo the action of the jump-to-bank stack manipulation. Finally, IRQDON is called to resume normal

program execution. Probably the most difficult part of the bank manager's action to visualize is its stack manipulation. The stack diagram shown in listing 1 should help.

Using this method of bank-switched JSR is fairly straightforward at the assembler level, especially with an assembler that supports conditional assembly. An example of a source file containing code for bank-switched JSR's is shown in listing 2. This listing shows the source code describing the jump table in both the called and calling banks. The value of the label LCRBNK determines which bank's object code is assembled. Notice that routines may be called by the same name whether in-bank or out-of-bank, thanks to the conditional assembly feature.

Terry Peterson is engaged in photovoltaic cell research at Chevron Research Company. He may be contacted at 8628 Edgehill Ct., El Cerrito, CA 94530.

(Continued on next page)

# Commodore

## Listing 1

```

00001 0000 ; 6502 Assembly language
00002 0000 ; code to manage bank switching on the SuperPET
00003 0000 ;
00004 0000 ; This code is entered via a BRK n. If 'n' is positive it
00005 0000 ; is assumed to be the bank number to be made active. If
00006 0000 ; 'n' is negative it flags a return to the calling program's
00007 0000 ; bank number.
00008 0000 ;
00009 0000 ; as of 11/28/82
00010 0000 ;
00011 0000 ;:..... BRK (+)
00012 0000 ;Stack Use: BRK (-)
00013 0000 ; TO-BANK call FROM-BANK call
00014 0000 ; At Entry ---> At Exit At Entry -> At Exit
00015 0000 ; Addr,X Contents Contents Contents Contents
00016 0000 ; 00FF xx new bank<--SP xx xx
00017 0000 ; 0100 xx <--SP YR YR <--SP old bank
00018 0000 ; 0101 YR XR YR YR <--SP
00019 0000 ; 0102 XR ACC XR YR
00020 0000 ; 0103 ACC SR ACC XR
00021 0000 ; 0104 SR PCL SR ACC
00022 0000 ; 0105 PCL PCH PCL SR
00023 0000 ; 0106 PCH old bank PCH PCL
00024 0000 ; 0107 old bank PCH
00025 0000 ;
00026 0000 ;:.....
00027 0000 ;
00028 0000 ; * = 0 ;(For example assembly)
00029 0000 INDX1 = 0 ;Any convenient 2-page dbl. byte
00030 0000 IRQDON = $E600 ;Restore regs. and RTI
00031 0000 BNKSW = $EFC0 ;Latch for active bank
00032 0000 CURBNK = $9002 ;My conventional location
00033 0000 ;
00034 0000 A5 00 BANKER LDA INDX1 ;Save INDX1 on stack
00035 0002 48 PHA
00036 0003 A5 01 LDA INDX1+1
00037 0005 48 PHA
00038 0006 BC 06 01 LDY $0106,X
00039 0009 BD 05 01 LD: $0105,X ;Get desired bank #
00040 000C D0 01 BNE BNK100 ; from (PC-1)
00041 000E 88 DEY
00042 000F 84 01 BNK100 STY INDX1+1
00043 0011 A8 TAY
00044 0012 88 DEY
00045 0013 84 00 STY INDX1
00046 0015 A0 00 LDY #0
00047 0017 B1 00 LDA (INDX1),Y ;got it
00048 0019 A8 TAY
00049 001A 68 PLA ;Restore (INDX1)
00050 001B 85 01 STA INDX1+1
00051 001D 68 PLA
00052 001E 85 00 STA INDX1
00053 0020 98 TYA ;a return-from-bank call?
00054 0021 30 1E BMI UNSWT ;Yes
00055 0023 9D .BYT $9D,$FF,$00 ;STA $00FF,X (force abs. addr.
00055 0024 FF
00055 0025 00
00056 0026 A0 06 LDY #6 ;Move six stack items up one
00057 0028 68 BNK200 PLA ;Get top item
00058 0029 9D 00 01 STA $0100,X ;Move up
00059 002C E8 INX ;Next
00060 002D 88 DEY ;Done?
00061 002E D0 F8 BNE BNK200 ;No
00062 0030 AD 02 90 LDA CURBNK ;Current bank (by convention)
00063 0033 48 PHA ;Insert in stack
00064 0034 8A TXA ;Calc. stack adj.
00065 0035 38 SEC
00066 0036 E9 08 SEC #8 ;Point to new bank item
00067 0038 AA TAX
00068 0039 9A TXS
00069 003A 68 PLA ;Get new bank
00070 003B 8D FC EF STA BNKSW ;Turn it on
00071 003E 4C 00 E6 JMP IRQDON ;Go finish interrupt
00072 0041 BD 07 01 UNSWT LDA $0107,X ;Get old bank #
00073 0044 48 PHA ;Put on stack
00074 0045 A0 06 LDY #6 ;Shuffle 6 items down
00075 0047 BD 06 01 UNSWOP LDA $0106,X
00076 004A 9D 07 01 STA $0107,X
00077 004D CA DEX ;Next
00078 004E 88 DEY ;Done?
00079 004F D0 F6 BNE UNSWOP ;No
00080 0051 68 PLA ;Get old bank
00081 0052 8D FC EF STA BNKSW ;Reset it
00082 0055 68 PLA ;Adj. stack
00083 0056 4C 00 E6 JMP IRQDON ;Finish up
00084 0059 .END

```

## Listing 2

```

; Example jump table for bank switching
;
; as of 12/05/82
;
; .IFN > LMABNK-LCRBNK
LOADTR > ;Dummy def. outside main bank
;
BRK ;LOADTR in bank LMABNK
.BYTE LMABNK
JSR LOADTR
BRK
.BYTE $FF ;Back to caller
RTS

```

MICRO



# NIBBLE EXPRESS III YOUR APPLE\* WILL LOVE IT!

## NOW AVAILABLE!

NIBBLE EXPRESS is an Anthology of the Major Articles and Programs appearing in Volume 3 of NIBBLE Magazine... nearly \$400 worth of Programs for your Apple II, ACE, or other AppleSoft-compatible computer!

NIBBLE EXPRESS III contains up-to-date enhancements, KeyPerfect Tables, and the Best of NIBBLE!

Even if you have all 8 issues of NIBBLE in 1982, you'll want the Express to have updated program listings in one convenient package! It's a MUST for your Library!

NIBBLE EXPRESS III is a bargain at \$17.95 plus \$1.75 Postage Handling (\$2.50 outside the U.S.)

YOUR APPLE WILL LOVE IT!  
(And so will you!)

**NIBBLE**  
P.O. Box 325  
Lincoln, MA 01773

Yes! I want to reserve NIBBLE EXPRESS Vol. III for my Library! Here's my  Check  Money Order for \$17.95 plus \$1.75 postage/handling. (Outside U.S. add \$2.75 for postage/handling).

Also send me NIBBLE EXPRESS Vol. I at \$12.95 Plus postage/handling (see above).

Send me NIBBLE EXPRESS VOL. II at \$14.95 plus postage/handling (see above).

Master Card & Visa Accepted

Card # \_\_\_\_\_ Expires: \_\_\_\_\_

Signature: \_\_\_\_\_

Telephone: \_\_\_\_\_

Please Print Clearly

Name: \_\_\_\_\_

Address: \_\_\_\_\_

City \_\_\_\_\_ State \_\_\_\_\_ Zip \_\_\_\_\_

Your check or money order must accompany your order to qualify. Outside U.S.: Checks must be drawn on a U.S. Bank.

\*Apple is a registered trademark of Apple Computer Inc.  
\*ACE is a trademark of Franklin Computer Co.

# Directory Menu for the Commodore 64

by Al Korostynski

The Commodore directory can be accessed by opening it as a file and reading program and filenames. The directory can be read with GET# statements, but this method is rather slow: 50 programs take almost 20 seconds to display (it would be faster to list the directory the usual way, load the program, and run). I wrote a short machine-language routine to speed things up: 50 programs take about five seconds to display. The program stores the machine-language routine in the second cassette buffer and opens the directory after the drive number has been selected. Two strings, one for the header and one for the filenames, are pre-extended and filled with 17 spaces.

The machine-language program reads each directory entry and stores the filename in the pre-extended string. If the filename is a program, the "p" is stored in the 17th character of the string. BASIC regains control and stores the program name in an array. Then the machine-language routine gets the next filename. This looping continues until all the entries are read, then the directory is displayed.

The Directory Menu program can be stored as the first program on a disk. If you type 'LOAD'\*,',8' and 'RUN' the program will execute. The other programs on the disk could be modified to chain back to the directory program at the end of their execution. Inexperienced users will find this arrangement especially useful because it

allows them to run programs on a disk without having to learn and remember many disk commands or program names. Be sure to save the program before

using it for the first time. There are two reasons for this. First, you may make an error in entering the machine-language data statements, which could destroy

## Listing 1

```

10 POKE53280,6:POKE53281,1
20 PRINT" "
100 DIM F$(224)
110 REM -- POKE ML ROUTINE --
120 FOR X=800 TO 950: READ Z: POKE X,Z: CS=CS+Z: NEXT
130 IF CS<>10432 THEN PRINT "ERROR - CHECK DATA STATEMENTS...": END
150 REM -- READ DIRECTORY --
160 PRINT TAB(12)" DIRECTORY MENU "
170 PRINT "DRIVE # 0000": INPUT D$
180 D=VAL(D$): IF D<>"0" AND D<>"1" THEN 160
190 OPEN15,8,15
200 PRINT#15," "+D$: GOSUB 290
210 OPEN1,8,0," "+D$: GOSUB 290
220 H$=" "
230 IF ST THEN CLOSE1: CLOSE15: GOTO 340
240 F$=" "
250 IF RIGHT$(F$,1)="P" THEN C=C+1: F$(C)=LEFT$(F$,16)
260 GOTO 230
270 :
280 REM -- DISK ERROR ROUTINE --
290 INPUT#15,EN,EM$,ET,ES: IF EN=0 THEN RETURN
300 PRINT EN;EM$;ET;ES
310 CLOSE1: CLOSE15: END
320 :
330 REM -- DISPLAY MENU --
340 IF F=0 OR F=C THEN S=1: F=C: IF C>40 THEN F=40: GOTO 360
350 IF C>F THEN S=S+20: F=C: IF C>S+20 THEN F=S+19
360 L=0
370 PRINT "DRIVE #: ";D;"DISK NAME: ";H$
380 FOR X=S TO S+19
390 L=L+1
395 IF LEN(F$(X))=0 THEN 420
400 IF ASC(F$(X))=32 THEN 420
410 PRINT "RIGHT$(STR$(X),2)"CHR$(95); " ";F$(X)
420 NEXT
430 PRINT
440 PRINT "ENTER: <RET> FOR NEXT PAGE @ TO END "
450 PRINT TAB(9)" SELECT PROGRAM ";INPUTG$
500 IF G$="@" THEN PRINT " ":F=40
510 D=VAL(G$): IF D=0 THEN 340
550 REM -- CHAIN --
560 F$=F$(G)
570 IF RIGHT$(F$,1)=" " THEN F$=LEFT$(F$,LEN(F$)-1): GOTO 570
580 PRINT "LOAD"+CHR$(34)+D$+" "+F$+CHR$(34)+".8"
590 PRINT " "CHR$(34)+D$+CHR$(34)+":RUN"
600 POKE 631,19:POKE 632,13:POKE 633,13:POKE 198,3
610 END
620 REM -- ML ROUTINE DATA --
630 DATA 162,1,32,198,255,160,1,177,71,133
640 DATA 99,200,177,71,133,100,162,32,32,207
650 DATA 255,202,224,27,208,248,32,207,255,201
660 DATA 34,240,3,202,208,246,240,29,160,0
670 DATA 32,207,255,201,34,240,5,145,99,200
680 DATA 208,244,32,207,255,240,10,201,80,208
690 DATA 247,160,16,145,99,208,241,32,204,255
700 DATA 96

```

Listing 2

```

*****
*
*      MENU DIRECTORY
*      BY AL KOROSTYNSKI
*
*****
*
*      START
*      EQUATES
*
QUOTE EQU $22          0037 038F F005      BEQ NEXT
VARPTR GEQU $47       0038 0391 CA          DEX
FPACC GEQU $63        0039 0392 D0F6      BNE AGAIN
IORSET EQU $FFC6      0040 0394 F01D      BEQ DONE
IORSTOR EQU $FFCC     0041 0396 A0D0      NEXT LDY #$00
GETCHAR EQU $FFCF     0042 0398 20CFFF    LOOP1 JSR GETCHAR
*
*      ORG $370
*
0022 0370 A201      BEGIN LDX #$01
0023 0372 20C6FF    JSR IORSET
0024 0375 A001      LDY #$01
0025 0377 B147      LDA (VARPTR),Y
0026 0379 B563      STA FPACC
0027 037B C8        INY
0028 037C B147      LDA (VARPTR),Y
0029 037E B564      STA FPACC+1
0030 0380 A220      LDX #$20
0031 0382 20CFFF    LOOP JSR GETCHAR
0032 0385 CA        DEX
0033 0386 E01B      CPX #$1B
0034 0388 D0FB      BNE LOOP
0035 038A 20CFFF    AGAIN JSR GETCHAR
0036 038D C922      CMP #QUOTE
0037 038F F005      BEQ NEXT
0038 0391 CA          DEX
0039 0392 D0F6      BNE AGAIN
0040 0394 F01D      BEQ DONE
0041 0396 A0D0      NEXT LDY #$00
0042 0398 20CFFF    LOOP1 JSR GETCHAR
0043 039B C922      CMP #QUOTE
0044 039D F005      BEQ AGAIN1
0045 039F 9163      STA (FPACC),Y
0046 03A1 C8        INY
0047 03A2 D0F4      BNE LOOP1
0048 03A4 20CFFF    AGAIN1 JSR GETCHAR
0049 03A7 F00A      BEQ DONE
0050 03A9 C950      CMP #$50
0051 03AB D0F7      BNE AGAIN1
0052 03AD A010      LDY #$10
0053 03AF 9163      STA (FPACC),Y
0054 03B1 D0F1      BNE AGAIN1
0055 03B3 20CFFF    DONE JSR IORSTOR
0056 03B6 60        RTS
*
*      END

```

your work. Second, when the menu program is running, it is overwritten as you chain to your first program.

The machine-language routine loads into the second cassette buffer. The routine is fully relocatable, so if there is a conflict store it elsewhere.

To run the program, enter the drive number (0 or 1). The program takes a few seconds to read the directory and then it will display the program names on the disk. If there are more than 20 names, pressing return will list the next page. All pages may be viewed in this fashion and the pages will wrap around to the first page after the last page is displayed. To end the program, press "@". To make a selection, enter the appropriate number and press return.

Note that while the program will display only program names and not sequential or relative filenames, some files are stored as program file-types, such as Word-Pro, machine language, and other files. Care must be taken not to select them from the menu.

ACRO

C64-FORTH  
for the Commodore 64

FORTH SOFTWARE FOR THE COMMODORE 64

- C64-FORTH (TM) for the Commodore 64 - \$99.95
- Fig Forth-79 implementation with extensions
  - Full feature screen editor and macro assembler
  - Trace feature for easy debugging
  - 320x200, 2 color bit mapped graphics
  - 16 color sprite and character graphics
  - Compatible with VIC peripherals including disks, data set, modem, printer and cartridges
  - Extensive 144 page manual with examples and application screens
  - "SAVETURNKEY" normally allows application program distribution without licensing or royalties

C64-TXEND (TM) FORTH Extension for C64-FORTH - \$59.95  
(Requires original C64-FORTH copy)

- Fully compatible floating point package including arithmetic, relational, logical and transcendental functions
- Floating point range of 1E+38 to 2E-39
- String extensions including LEFT\$, RIGHT\$, and MID\$
- BCD functions for 10 digit numbers including multiply, divide, and percentage. BCD numbers may be used for DOLLAR.CENTS calculations without the round-off error inherent in BASIC real numbers.
- Special words are provided for inputting and outputting DOLLAR.CENTS values
- Detailed manual with examples and applications screens

(Commodore 64 is a trademark of Commodore)

TO ORDER - Specify disk or cassette version

- Check, money order, bank card, COD's add \$1.50
- Add \$4.00 postage and handling in USA and Canada
- Mass. orders add 5% sales tax
- Foreign orders add 20% shipping and handling
- Dealer inquiries welcome

PERFORMANCE MICRO PRODUCTS



770 Dedham Street, S-2  
Canton, MA 02021  
(617) 828-1209



COMPILE  
ATARI BASIC  
AND FLY!



With ABC™, Monarch's new BASIC compiler for ATARI 400 and 800, you develop and debug programs using your ATARI BASIC cartridge, then use ABC to transform them into compact code that runs up to 12 times faster, without the cartridge (and protects your source code, too). 40K and disk required. For your ABC diskette and manual, send check or money order for \$69.95 (or \$9.95 for manual alone).

Monarch Data Systems  
P.O. Box 207, Cochituate  
MA 01778, (617) 877-3457.



Mastercard/Visa by phone. Dealer inquiries invited. Mass. residents add 5% sales tax. ATARI, ATARI 400, and ATARI 800 are trademarks of ATARI, Inc.

# Directory Menu for the Atari

by Jerry White

**F**or a directory menu on the Atari all you need are your DOS master disk, a blank disk, and the two short BASIC programs that follow. If you don't remember a program name, you can give BASIC the command "DOS", then use option "A" to display your disk's directory file. DOS also provides a Binary Load option for loading machine-language programs. To load a BASIC program, it is a fairly simple matter to use the "B" option to get back to BASIC, then the BASIC "LOAD" or "RUN" commands.

Begin by inserting your Atari BASIC cartridge, then boot your computer with your DOS master disk in disk drive 1. At the "READY" prompt, type "DOS" and RETURN. Remove your DOS master and insert your blank disk. Type "I" and RETURN to tell DOS that you want to format a disk, then type "Y" and RETURN to format. Once you have a formatted disk, use DOS option "H" to write DOS files, then return to BASIC using DOS option "B".

When you boot using Atari's DOS 2.0S, the computer reads the DOS.SYS file first, then looks to see if there is a file named "AUTORUN.SYS" on the disk. If so, it loads AUTORUN.SYS and executes its instructions. To tell the computer to RUN a program called "MENU", type in the "MAKEAUTO" program. Before running any untested program, make sure you save it on a disk just in case something goes wrong.

Type in the MAKEAUTO program exactly as you see it printed, then save it using the immediate mode BASIC command SAVE"D:MAKEAUTO".

Now type "RUN" and RETURN to create your AUTORUN.SYS file. You will be instructed to insert your disk in drive 1, then press the START button to begin. If all went well, your AUTORUN.SYS file will be written onto the disk within a few seconds, and you will see the message BASIC IS READY.

Before you begin to type in the "MENU" program, type "NEW" and RETURN to remove the MAKEAUTO program from your computer's memory.

I used some of Atari's graphic characters and some inverse video letters in the MENU program. In line 140, the straight vertical line character is entered by holding the SHIFT key while typing the "=" or down-arrow key. The characters within quotes in line 280 are entered by holding the CTRL key while typing the "Q" key,

the "R" key 33 times, then the "E" key. Similarly, the characters within quotes in line 550 are entered by holding the CTRL key while typing the "Z" key, the "R" key 33 times, then the "C" key.

Use inverse video to enter the word "RETURN" in line 290, the word "SELECTION" in line 310, and the words "NUMBER" and "RETURN" in line 540.

When you have finished typing in the MENU program, save it on your disk using the immediate mode command, SAVE"D:MENU".

Now go back to DOS and copy a few of your BASIC or machine-language programs onto this disk using DOS option "O". At this point, if you typed in

the MAKEAUTO and MENU programs correctly and followed the preceding instructions, you are ready to begin using your new automated system. Just turn off your computer and turn it on again. DOS.SYS should load, then turn over control to AUTORUN.SYS, which will run the MENU program.

MENU will display the contents of your disk (up to 34 files) excluding DUP.SYS and AUTORUN.SYS. All you have to do now is type your selection number and RETURN. Isn't automation wonderful?

## Listing 1

```

1 REM MAKEAUTO by Jerry White
2 REM version date 4/12/83
10 GRAPHICS 0:POKE 82,2:POKE 83,39:POKE 752,1
20 ? : ? "INSERT DESTINATION DISK IN DRIVE 1"
30 ? : ? "PRESS START TO CREATE AUTORUN.SYS." : POKE 53279,8
40 IF PEEK(53279) < > 6 THEN 40
50 ? : ? "CREATING AUTORUN.SYS TO RUN MENU."
60 TRAP 300:CLOSE #1:OPEN #1,8,0,"D:AUTORUN.SYS"
70 TRAP 400:FOR BYTE=1 TO 148:READ IT:
  PUT #1,IT:POSITION 17,10: ? BYTE;NEXT BYTE
80 CLOSE #1:POKE 752,0: ? : ? "BASIC": ? "IS";:END
100 DATA 255,255,0,6,133,6,162,0,189,26
110 DATA 3,201,69,240,5,232,232,232,208,244
120 DATA 232,142,105,6,189,26,3,133,205,169
130 DATA 107,157,26,3,232,189,26,3,133,206
140 DATA 169,6,157,26,3,160,0,162,16,177
150 DATA 205,153,107,6,200,202,208,247,169,67
160 DATA 141,111,6,169,6,141,112,6,169,10
170 DATA 141,106,6,96,172,106,6,48,9,185
180 DATA 123,6,206,106,6,160,1,96,138,72
190 DATA 174,105,6,165,205,157,26,3,232,165
200 DATA 206,157,26,3,104,170,169,155,160,1
210 DATA 96,0,0,0,0,0,0,0,0,0
220 DATA 0,0,0,0,0,76,0,0,0,34
230 DATA 85,78,69,77,58,68,34,78,85,82
240 DATA 255,255,226,2,227,2,0,6
300 ? : ? : ? "UNABLE TO OPEN AUTORUN.SYS FILE.":GOTO 80
400 ? : ? : ? "UNABLE TO READ BYTE #";BYTE;" OF 148."
410 ? "FIX PROGRAM DATA THEN RERUN.":GOTO 80

```

## Listing 2

```

100 GOTO 480:REM MENU by Jerry White
110 REM version date 4/12/83
120 IF DREC$(4,8)="FREE" THEN GOTO 240
130 NUM=NUM+1:WORK$=DREC$(3,10):WORK$(9,9)="":
  WORK$(10,12)=DREC$(11,13)
140 LINE$=" " : LINE$(LEN(LINE$)+1)=WORK$:
  DISK$(LEN(DISK$)+1)=WORK$
150 LINE$(14,14)="":JW=USR(1536,ADR(LINE$)):NUM$=STR$(NUM)
160 IF NUM<10 THEN NUM$(2,2)=NUM$(1,1):NUM$(1,1)="0"
170 RETURN
180 TRAP 280:INPUT #1,DREC$
190 IF DREC$(3,5)="DUP" OR DREC$(3,5)="AUT" THEN 180
200 GOSUB 120: ? LINE$;NUM$;" " :
210 TRAP 240:INPUT #1,DREC$
220 IF DREC$(3,5)="DUP" OR DREC$(3,5)="AUT" THEN GOTO 210
230 GOSUB 120: ? LINE$(2,14);NUM$;" " : GOTO 180
240 IF NUM=0 THEN 280
250 POSITION 36,(NUM/2)+2: ? " "
260 POSITION 2,(NUM/2)+3: ? " "
270 POSITION 36,(NUM/2)+3: ? " "
280 ? " "
290 ? " TYPE O AND RETURN TO RES'ART":CLOSE #1
300 POKE 752,1:POSITION 1,23: ? " " : POSITION 10,22: ? BLANK$
310 POSITION 1,22:POKE 752,0: ? BLANK$(1,10)," SELECTION" ;
320 POKE 764,255:TRAP 300:INPUT SEL:POKE 752,1: ? " " ;
330 IF SEL < > INT(SEL) THEN GOTO 300
3340 IF NOT SEL THEN RUN
350 IF SEL=1 THEN WORK$=DISK$(1,12):GOTO 380
360 WORK$=DISK$((SEL-1)*12+1,(SEL-1)*12+12)
370 IF WORK$(10,10)=" " THEN WORK$=WORK$(1,8)
380 IF WORK$(1,4)="MENU" THEN F=JW
390 IF WORK$(1,3)="DOS" THEN DOS
400 DREC$="":FOR STP=1 TO LEN(WORK$):
  IF WORK$(STP,STP)=" " THEN 420
410 DREC$(LEN(DREC$)+1)=WORK$(STP,STP)
420 NEXT STP:WORK$=DREC$:POSITION 17,22: ? BLANK$(1,12)
430 DREC$="D":DREC$(LEN(DREC$)+1)=WORK$
440 POSITION 1,22: ? BLANK$(1,10);"LOADING " ;WORK$:
  CLOSE #3:TRAP 450:RUN DREC$
450 TRAP 460:CLOSE #1:OPEN #1,4,0,DREC$:JW=USR(5576)
460 POSITION 4,22: ? "I WAS UNABLE TO RUN THAT PROGRAM"
470 FOR JW=100 TO 255:SOUND 0,JW,10,JW/50:NEXT JW:RUN
480 GRAPHICS 0:CLOSE #3:OPEN #3,12,0,"S":POKE 559,0
490 POKE 752,1:POKE 82,2:POKE 83,39:POKE 16,64:POKE 53774,112
500 POKE 710,160:POKE 709,13:POSITION 9,0: ? "MENU by Jerry White"
510 DIM BLANK$(28):BLANK$=" " :BLANK$(28)=" " :BLANK$(2)=BLANK$
520 DIM WORK$(40),LINE$(20),DREC$(40),DISK$(400),NUM$(2)
530 CLOSE #1:OPEN #1,6,0,"D":*.*"
540 POSITION 4,2: ? "TYPE PROGRAM NUMBER THEN RETURN"
550 POSITION 2,3: ? " "
560 FOR ME=0 TO 24:READ IT:POKE 1536+ME,IT:
  NEXT ME:POKE 559,34:GOTO 180
570 DATA 104,104,133,206,104,133,205,160,0,177,205
580 DATA 201,32,208,4,169,46,145,205,200,192,13,208,241,96

```



# Atari Graphics Notepad in FORTH

by Mike Dougherty

**A Graphics Notepad allows the user to interactively construct images through simple keyboard commands. This article describes a minimal Graphics Notepad implemented on the Atari 800, written in APX fig-FORTH, V1.1.**

A Graphics Notepad is a computer environment where graphic images may be interactively drawn under control of "English-like" commands typed on a "notepad." A typical implementation of a Graphics Notepad allows a video device (CRT or RF modulated television) to create two windows on the video screen. One window serves as the workspace for the graphic images; the second window forms the notepad. Commands written on the notepad are executed by the Graphics Notepad software. Any graphic results of the commands are displayed in the graphics workspace.

This article discusses a Graphics Notepad for the Atari 800. The Graphics Notepad implementation uses Atari graphics mode 8 (GR.8), APX fig-FORTH, and an Epson MX-80 F/T printer with GRAPHTRAX firmware. Since a Graphics Notepad environment is constantly expanding and growing with the user, the FORTH words defined in this article represent only a beginning. The ultimate capability of a Graphics Notepad is limited only by the imagination of the user.

## Atari 800 Graphics Notepad Implementation

The Atari graphics modes 6, 7, and 8 are well-designed to implement a simple Graphics Notepad. This article will deal only with graphics mode 8 (GR.8), but the principles could be extended to cover the other graphics modes as well. GR.8 gives the user a graphic workspace of 160 dots vertically by 320 dots horizontally and creates a four-line notepad for communication with the Graphics Notepad software. The Atari Operating System (OS) currently allows the application software or language to plot points, draw lines, and fill areas of the graphic image. This small set of OS primitives relieves some of the software burden for high-level graphic commands.

The omission of high-level graphic commands may be corrected by software extensibility. The Graphics Notepad software or language should allow new primitives to be defined and easily used. This is where a language such as BASIC has difficulty. FORTH, on the other hand, is explicitly designed for extensibility and is used in this Graphics Notepad implementation. With FORTH, graphic images may be defined and used to build more complex images. While, in principle, BASIC can provide extensibility *via* subroutines, FORTH words are a far superior mechanism for software extension.

Finally, the Epson MX-80 printer is used to print the graphics workspace. This printer yields a 2.25-inch by 5.25-inch image, which is sufficient for the Atari implementation of the Graphics Notepad.

## Software for Minimal Atari Graphics Notepad

The software capabilities of a minimal Graphics Notepad are a function of how the Graphics Notepad will be used. There is no clear distinction between software that is part of the minimal Graphics Notepad and software that is an extension. (This is the same problem that occurs when defining standard FORTH.) The words in Glossary 1, Screens 44 through 56, bring APX fig-FORTH to what I consider the minimal Graphics Notepad. The user commands are described next.

The FORTH word GTABLET initializes the Atari Graphics Notepad windows. GTABLET sets up the GR.8 screen, erases any previous results, and sets the colors. GTABLET may be executed at any time to clean the graphics workspace. The user exits the Graphics Notepad by executing the APX fig-FORTH word, XGR. (The APX graphics package must be LOADED prior to LOADING the Graphics Notepad.)

(Continued on page 68)

# When it comes to superior performance, we study our lines very carefully.

Superior printer performance is not a fluke. It evolves from analyzing printed line after printed line. Taking the time to test and retest. After 30 years of manufacturing precision parts, we know that there are no shortcuts.

And so we took the Gemini-10X and methodically put it through its 120 cps pace. We achieved a print head life of over 100 million characters with an extremely precise dot alignment creating each crisp character.

So far so good.

Next, sophisticated performance demanded versatility. A wide choice of character sets, a buffer expandable to 8K, and the ability to interface with all popular personal computers. We added macro

instruction, giving Gemini-10X the capability to perform up to 16 operations with one command. We included as standard a paper feed system that has a friction and fully adjustable tractor feed. Then we even built in the dexterity to print graphics and text on the same line.

Done.


And, of course, staying the best means constant reviewing and fine-tuning. Keeping the Gemini easy to find, easy to afford and so reliable it can be warranted for up to twice as long as its major competitors.

Only the most careful engineering has built the new hard-working Gemini-10X. You'll applaud its performance.

**star**  
MICRONICS INC.

**THE POWER BEHIND THE PRINTED WORD.**

Computer Peripherals Division  
2803 N.W. 12th Street, Dallas/Ft. Worth Airport, TX 75261



The FORTH word TEXT allows the Graphics Notepad user to write text directly from the keyboard onto the graphics workspace. TEXT uses an inverse video cursor under control of the arrow cursor keys for positioning the text. The cursor is moved horizontally, in steps of eight graphic dots (one full character width) and vertically, in single dot steps (one display line). The RETURN key may be used to move the cursor down by eight dots (one full character height). Once the cursor is properly positioned, the user adds the text to the graphics workspace by simply typing on the keyboard. The text added to the graphics workspace will overlap with any previous image value under the 8 x 8 character size. Upper-case, lower-case, and most graphic characters may be entered onto the graphics workspace. The user exits from the TEXT function by pressing the ESC key.

The FORTH word LABEL behaves identically to TEXT except that the text added to the graphics workspace will overwrite any previous image value under the 8 x 8 character size. TEXT is used to write *on top* of the graphics workspace, while LABEL is used to *replace* a part of the workspace with character text.

Both TEXT and LABEL use the Atari character generator ROM, beginning at memory address \$E000 (decimal address 57344). This ROM defines each row of a character in eight consecutive bytes for a total character size of 8 x 8 dots. The word ASCII-> ROM translates the ASCII character into the beginning ROM address for that character. Since each GR.8 line is 40 bytes long, a character is put on the GR.8 screen by moving eight consecutive ROM character bytes to GR.8 memory at 40-byte intervals (separating the character bytes by 40-byte positions, each byte under the previous byte).

Both TEXT and LABEL make use of the CASE statement defined by Dr. C. E. Eaker. The original CASE FORTH code was presented in FORTH Dimension, Volume II, Number 3, pp. 37-40. Only the CASE-word names were changed when used in the Atari Graphics Notepad (Screen 52).

The FORTH word SAVE-SCREEN allows the user to save an intermediate version of the graphics workspace. Thus, if a command does not work as anticipated, the previously saved graphics workspace may be recovered by the FORTH word RESTORE-SCREEN. Note that these two words require a workspace buffer, WORKSPACE-BUF, of 6400 bytes in size. **Atari Systems with limited memory should not compile and use Screen 56.**

The FORTH word BORDER simply adds a line border around the graphics workspace. This command is used primarily with the hardcopy function to define the graphics workspace on the printed page.

### Hardcopy Function

The Hardcopy function of this Graphics Notepad implementation is performed by an Epson MX-80 F/T printer with GRAPHTRAX firmware. APX fig-FORTH V1.1 opens channel #6 to the printer for use with the words PON and POFF. The Atari Graphics Notepad makes use of this channel with the word PRINT-CHAR. Any changes made in updates of APX fig-FORTH will necessitate changes in PRINT-CHAR. Glossary 2, Screens 31 through 43, define

the FORTH hardcopy words used in the Atari Graphics Notepad.

The Epson printer gives high-resolution graphic output by allowing the user to control each dot on the page. For the normal graphics print mode, each 8-inch line contains 480 dots (1/60th inch per dot) and each 10-inch page contains 720 lines (1/72nd inch per line). In the super graphics print mode, the horizontal dots in each line overlap, yielding 960 dots per 8-inch line, producing a generally more pleasing image. The graphics print mode is user-selected by the two FORTH words NORMAL and SUPER. The super graphics mode prints each image pixel (dot) twice to eliminate the horizontal spacing between dots. Since the vertical spacing is 1/72nd of an inch, the super graphics printed image usually has a more solid appearance.

The vertical line spacing of each print line is adjustable from a single dot to an 85-dot spacing, allowing printed lines to be overlapped or widely separated. The Atari Graphics Notepad uses two vertical line spacings with the FORTH words FAST-GRAPH and SLOW-GRAPH. FAST-GRAPH prints graphic lines utilizing the full available column of eight dots and a line spacing of eight. SLOW-GRAPH uses a line spacing of only four and prints only the upper four dots of each graphic character. As a result, FAST-GRAPH will print the graphics workspace in 20 full lines (160 rows/8 dots per row), while SLOW-GRAPH takes 40 full lines (160 rows/4 dots per row).

SLOW-GRAPH is included in the Graphics Notepad due to two problems with the Atari 850 Interface Module firmware. While the Epson printer is in normal or super graphics print mode it does not interpret the graphic characters as having any special meaning. Each graphic character is simply a bit pattern telling a specific printer dot to print (1) or not (0). Unfortunately, the Atari 850 firmware does not have a graphics mode. Because of this, the graphics character 155 (\$9B = 10011011) is interpreted as an end-of-line character, EOL. The 850, not knowing about the Epson graphics modes, decides that a printer requires a carriage return (CR), 13 (\$0D = 00001101), instead of the EOL and automatically converts the EOL to a CR. From the viewpoint of a graphic character, this 155 to 13 conversion changes four dot values. FAST-GRAPH solves this problem by changing all 155 characters to 147 (\$93 = 10010011) before sending the character to the Atari 850 for printing. The 147 is incorrect by only one bit, which usually will not be missed.

The second problem occurs when two consecutive carriage return characters are sent to the 850. Apparently, the Atari printers do not like consecutive CRs, so the 850 automatically inserts an extra space character, decimal 32 (\$20 = 00100000), between the CRs. This can lead to very unusual results that are hard to correct on the Epson! Since the most common occurrence of two CRs occurs when using super graphics print mode (each character is printed twice), PRINT-DOTS converts the first 13 to a 9 (\$09 = 00001001). The 9 is again incorrect by only one dot, which should never be missed. However, SLOW-GRAPH, which prints only the upper four bits of each line, will never be printing the 155 (EOL) or 13 (CR) characters. Thus, for cases when the hardcopy must be an exact duplicate of the graphics workspace (or all else fails), use SLOW-GRAPH for printing. Most of the time, FAST-GRAPH will be sufficient and will print in half the time.

There is one additional printer problem. The data link from the Atari 800 to the printer is a one-way link. Once data is sent to the printer, there is no guarantee that it reaches the printer without an error. I have found that with my six-foot ribbon cable, the data is occasionally susceptible to error. For normal listings, an error usually means a misspelled word. However, when transmitting graphics data, many strange things can, and do, happen! Short of improving the cable, do the following for a run-away Epson:

- Abort the FAST-GRAPH or SLOW-GRAPH by pressing any key (other than break).
- Turn off the EPSON to initialize some of the printer variables. (If the run-away printer is ejecting paper, do this first!)
- Manually position the paper as needed since most disasters include creative paper spacing.
- Turn on the printer.
- Software reset the printer with the FORTH word RESET-EPSON.

Although not the best solution, the above steps seem to work after enough tries.

### Atari Graphics Notepad Applications

To illustrate a simple use of the Graphics Notepad, figures 1 through 5 were drawn with the Atari Graphics Notepad and printed on the Epson. The basic construction of each figure is discussed below. Except where noted, all hardcopy used the super graphic print mode and FAST-GRAPH printing.

Figure 1 is a demonstration of what TEXT and LABEL can do with interactive text entry. The image was created by using the Atari 800 keyboard alone.

Figures 2 through 5 illustrate the capability of FORTH to build upon images. The image word FAN was defined as:

```
: FAN
  320 10 DO          ( x y --)
    2DUP             ( Across the screen)
    1 ROT ROT PLOT  ( Save a copy of x,y)
    1 1 0 DRAW      ( Plot the start)
    20 +LOOP        ( Draw a line of FAN)
  2DROP ;          ( Clean up stack)
```

Figure 2 was created by the commands:

```
160 159 FAN BORDER SUPER FAST-GRAPH
```

The word FAN-LINE was defined, based upon FAN:

```
: FAN-LINE
  160 39 DO          ( x ---)
    DUP I FAN        ( Down the screen)
    40 +LOOP        ( Draw a FAN)
  DROP ;           ( Every 40 lines down)
                  ( Clean up column number)
```

Figure 3 was created by the commands:

```
0 FAN-LINE
319 FAN-LINE
```

```
160 120 FAN
BORDER SUPER FAST-GRAPH
```

The lettering was added with the TEXT and LABEL Graphics Notepad words. For figure 4, FAN-LINE was modified:

```
: FAN-LINE
  160 120 DO
    DUP I FAN
    5 +LOOP
  DROP ;
```

The Graphics Notepad "160 FAN-LINE" command creates the figure 4 ghostly specter with small beady eyes! Figure 5 is the same but with the NORMAL graphics print mode.

Hopefully the figures will inspire you to build your own Graphics Notepad and to create new and better graphic worlds. At the worst, you will end up having a lot of fun!

The author may be contacted at 7659 West Fremont Ave., Littleton CO, 80123.




Figure 1




Figure 2




Figure 3

(Continued on page 71)

# FOCUS ON THE 6809 MICRO WORTH SWITCHING FOR

## FOCUS ... ON ITS SUPERIOR HARDWARE

- 6809E Microprocessor provides 8-bit economy with 16-bit capabilities, position independent code and many advanced features
- Commercial quality Keyboard with full UPPER/lower case ASCII, numeric keypad and cursor control keys
- Two double-sided double-density mini diskettes with 640K bytes of IBM-compatible storage
- 56K Bytes User RAM
- Full Video with programmable screen formats, bit mapped graphics, user definable character sets, reverse video and hardware scrolling, plus a light pen interface
- Full Communications support for RS-232 at 50 to 19.2K baud with programmable data formats
- Built-in I/O Drivers include 6 parallel I/O ports, 3 serial I/O ports, 6 timers/counters, 20 mA current loop, and a programmable cassette interface

## FOCUS ... ON ITS EXTRAORDINARY SOFTWARE

- Includes the popular FLEX™ Operating System — a standard for the 6809 (supported by many vendors).
- Extended Floating Point Disk BASIC Interpreted and Compiled
- Text Editor and Macro Assembler
- Full feature FlexiMon debugging monitor
- Built-in Word Processor

## FOCUS ... ON ITS VERSATILE EXPANDABILITY

- IEEE-488 Bus Controller option for instrumentation
- Supports multiple 8" diskette drives
- PASCAL, FORTH and other high level programming languages are available
- Complete Application Packages are available from many software sources
- Add-on Hardware includes: Date/Time, Opto-Isolators, Stepper-Motor Controller, A/D and D/A, RAM and EPROM Memory, and others from several manufacturers

## FOCUS ... ON YOUR APPLICATION REQUIREMENTS

- FOCUS provides a completely integrated system of hardware and software, so that you can concentrate on your application requirements

**THIS IS  
FOCUS™**



**\$3995<sup>00</sup>**

**Very Complete**

**THE  
COMPUTERIST®**

34 Chelmsford Street  
Chelmsford, MA 01824  
Phone: 617/256-3649  
Telex: 955318 INTL DIV



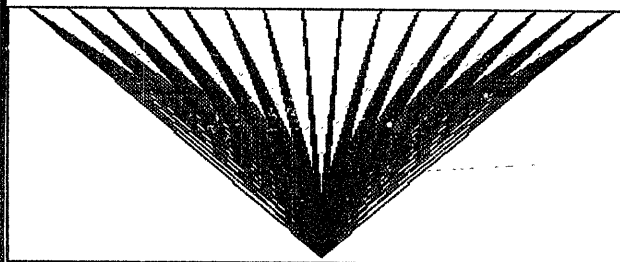


Figure 4




Figure 5

### Glossary 1. Minimal Atari Graphics Notepad

ASCII->ROM (ascii — ROMaddr) .....	Screen 46
ASCII->ROM takes the "ascii" character and returns the Atari character generator ROM address, "ROMaddr", for that character's GR.8 pattern. The flag INVERSE is set to 128 if the character was in inverse mode.	
BORDER (-) .....	Screen 55
BORDER draws a single line border around the graphics workspace.	
C-DOWN (-) .....	Screen 49
Move the TEXT/LABEL cursor down one display line.	
C-LEFT (-) .....	Screen 48
Move the TEXT/LABEL cursor left eight dots, one character width.	
C-RETURN (-) .....	Screen 50
Move the TEXT/LABEL cursor down eight lines, one character height. The cursor horizontal position is not changed.	
C-RIGHT (-) .....	Screen 48
Move the TEXT/LABEL cursor right eight dots, one character width.	
CURSOR (-) .....	Screen 47
Toggle the current TEXT/LABEL cursor by inverting the eight graphic bytes representing the cursor position. This routine is used to set or clear the current cursor position.	
CURSOR-ADDR (- addr) .....	Screen 45
Compute the beginning memory address, "addr", of the TEXT/LABEL cursor in the graphics workspace.	
GNOTEPAD (-) .....	Screen 44
Initialize the Graphics Notepad. This word may also be used to erase the current graphics workspace.	
LABEL (-) .....	Screen 54
Allow the user to replace portions of the graphics workspace with text entered from the keyboard. Exit from LABEL with the ESC key.	
RESTORE-SCREEN (-) .....	Screen 56
Restore the previously saved graphics workspace (requires a 6400 byte buffer).	
SAVE-SCREEN (-) .....	Screen 56
Save the current graphics workspace in a 6400 byte memory buffer.	
SHOW (ascii —) .....	Screen 51
Place the "ascii" character on the GR.8 graphics workspace at the current TEXT/LABEL cursor position. The cursor is moved one character to the right.	
TEXT (-) .....	Screen 53
Allow the user to write on top of the image in the graphics workspace with text entered directly from the keyboard. Exit from TEXT with the ESC key.	

### Glossary 2. Epson MX-80 FIT Hardcopy

2**N (n — 2**n) .....	Screen 33
Raise 2 to the "nth" power by multiplication — change to a CODE level word with shift instructions if 2**N is too slow.	
850-KLUDGE (char — char) .....	Screen 40
Correct for the actions of the 850 Interface Module on the print stream — refer to the article for details.	
BIT-SLICE (bufaddr — bitslice) .....	Screen 38
Accumulate bit7 (most significant bit) of the 8 bytes starting at "bufaddr". This "bit slice" is used as the vertical print column in the Epson graphics print mode. The top of the vertical column is stored in bit7 of the bit slice, while the bottom dot is bit0. The 8 bytes starting at "bufaddr" are shifted left one bit for the next call to BIT-SLICE.	
EPSON-GRAPHICS (n —) .....	Screen 35
Command the Epson to accept the next "n" bytes as graphic characters. Each graphic character will control the 8 vertical printing pins of the Epson, the top being bit7 and the bottom pin bit0.	
FAST-GRAPH (-) .....	Screen 43
Print the graphics workspace on the Epson printer, eight display lines at a time. Due to the 850 Interface Module, the EOL (155) and CR (13) characters may be modified — refer to the article for details.	
GET-DATA (memaddr —) .....	Screen 37
Move a vertical slice of 8 bytes from GR.8 memory to the buffer GR8-DATA for use by BIT-SLICE.	
INIT-LINE (-) .....	Screen 39
Initialize the Epson to receive graphics mode characters for a print line of the graphics workspace.	
NORMAL (-) .....	Screen 31
Set the GMODE flag for normal graphics print mode, 480 dots per 8 inch line.	
NORMAL-EPSON (-) .....	Screen 36
Reset the Epson line spacing to 1/6th inch default.	
PRINT-CHAR (char —) .....	Screen 32
Output "char" to the printer using printer channel #6 (PRINTER-CHANNEL) which was opened by APX fig-FORTH.	
PRINT-CR (-) .....	Screen 34
Print a carriage return on the Epson.	
PRINT-CRS (n —) .....	Screen 34
Print "n" carriage returns on the Epson.	
PRINT-DOTS (addr mask — addr + 40) .....	Screen 41
Print 1 to 8 graphics workspace display lines on the Epson printer. "Addr" points to the start of the graphics workspace lines in memory. The AND "mask" is used to determine which bits will be allowed to print. For FAST-GRAPH, "mask" is 255 (\$FF) while for SLOW-GRAPH, "mask" is 240 (\$F0).	
PRINT-SPACE (-) .....	Screen 34
Print a space on the Epson.	
PRINT-SPACES (n —) .....	Screen 34
Print "n" spaces on the Epson.	
RESET-EPSON (-) .....	Screen 36
Perform a software reset of the Epson printer for "run-away" situations due to noise glitches, etc.	
SCREEN (- gr8base) .....	Screen 36
Return the beginning memory address of the graphics workspace, "gr8base". This word is used in both the Epson hardcopy and minimal Graphics Notepad application.	
SCREEN-DUMP (n —) .....	Screen 42
Print the contents of the graphic workspace, "n" display lines at a time.	
SETUP-EPSON (n —) .....	Screen 39
Set the Epson print line to "n" rows.	
SLOW-GRAPH (-) .....	Screen 43
Print the graphics workspace on the Epson printer, four display lines at a time.	
SUPER (-) .....	Screen 43
Set the GMODE flag to super graphics print mode, 960 dots per 8 inch line. This mode allows each pixel (dot) to be printed twice and overlapped, forming a more solid image.	

**The Atari Graphics Notepad requires:**

Atari 400/800  
Atari 810 disk drives  
32K bytes of memory.  
APX fig-FORTH V1.1, Rev 1

```
SCR # 34
0 ( BASIC EPSON LINES )
1
2 : PRINT-CR ( --- )
3 155 PRINT-CHAR ;
4
5 : PRINT-CRS ( n --- )
6 0 DO PRINT-CR LOOP ;
7
8 : PRINT-SPACE ( --- )
9 32 PRINT-CHAR ;
10
11 : PRINT-SPACES ( n --- )
12 0 DO PRINT-SPACE LOOP ;
13
14 -->
15
```

```
SCR # 30
0 ( Atari Graphics Notepad for APX fig-FORTH V1.1, Rev 1 )
1 ( )
2 ( by Mike Dougherty )
3 ( )
4 ( To LOAD both the Epson Hardcopy and the Graphics Notepad: )
5 ( -- 30 LOAD )
6 ( )
7 ( To LOAD the Atari Graphics Notepad only: )
8 ( -- remove comments on SCREEN definition, FORTH Scr-n #44 )
9 ( -- 44 LOAD )
10 ( )
11 ( To LOAD SAVE-SCREEN and RESTORE-SCREEN [requires 6400 bytes:] )
12 ( -- 56 LOAD )
13
14 -->
15
```

```
SCR # 35
0 ( SET EPSON INTO GRAPHICS MODE )
1
2 : EPSON-GRAPHICS ( n --- )
3 -DUP IF ( If any graphics bytes )
4 ASCII-ESC PRINT-CHAR ( Then init to expect graphics )
5 GMODE @ IF ( If super graphics mode )
6 ASCII L PRINT-CHAR ( use "<ESC>Lij" )
7 ELSE ( Else normal graphics mode )
8 ASCII K PRINT-CHAR ( use "<ESC>Kij" )
9 ENDIF
10 256 /MOD SWAP ( Where i=LSB, j=MSB of n )
11 PRINT-CHAR ( Note: i,j should not be 155 )
12 PRINT-CHAR ( ' ' or 13 due to 850 Inter- )
13 ENDIF ; ( face Module )
14
15 -->
```

```
SCR # 31
0 ( EPSON MX-80 F/T HARDCOPY FOR PRINTERS WITH GRAFTRAX(TM) )
1
2 6 CONSTANT PRINTER-CHANNEL ( APX fig-Forth printer chan )
3 27 CONSTANT ASCII-ESC ( For Epson printer commands )
4 0 VARIABLE GRB-DATA & ALLOT ( For col of "vertical" bytes )
5 0 VARIABLE GMODE ( Super/normal graphics mode )
6
7
8 : NORMAL ( --- )
9 0 GMODE ! ; ( Set hardcopy normal graphics )
10
11 : SUPER ( --- )
12 1 GMODE ! ; ( Set hardcopy super graphics )
13
14 -->
15
```

```
SCR # 36
0 ( RESET FROM GRAPHICS PRINTING )
1
2 : NORMAL-EPSON ( --- )
3 ASCII-ESC PRINT-CHAR ( Reset the line spacing )
4 ASCII 2 PRINT-CHAR ; ( with "<ESC>2" )
5
6 : RESET-EPSON ( --- )
7 ASCII-ESC PRINT-CHAR ( Reset the entire Epson )
8 ASCII @ PRINT-CHAR ; ( with "<ESC>@" )
9
10 : SCREEN ( --- grBase )
11 104 CB ( Get current top of memory )
12 256 * ( Form 16 bit address )
13 7856 - ; ( Backup to first of GR.8 mem )
14
15 -->
```

```
SCR # 32
0 ( OUTPUT TOP OF STACK TO PRINTER )
1
2 : PRINT-CHAR ( char --- )
3 PRINTER-CHANNEL ( APX fig-Forth printer chan )
4 PUTC ( Put a character )
5 DROP ; ( Drop the status )
6
7 -->
8
9
10
11
12
13
14
15
```

```
SCR # 37
0 ( MOVE DATA TO 8 BYTE BUFFER )
1
2 : GET-DATA ( memaddr --- )
3 8 0 DO ( For 8 bytes of vert slice )
4 DUP CB ( Get a byte )
5 GRB-DATA I + ( Buffer addr )
6 C! ( Save whole byte )
7 40 + ( Next line, 40 bytes down )
8 LOOP
9 DROP ; ( Clean up memaddr )
10
11 -->
12
13
14
15
```

```
SCR # 33
0 ( RAISE 2 TO THE TOP OF THE STACK POWER )
1
2 : 2**N ( n --- 2**n )
3 1 SWAP ( Initialize for 2**0 )
4 -DUP IF ( If non-zero ... )
5 0 DO ( For n times )
6 2 * ( Raise by a power of 2 )
7 LOOP
8 ENDIF ;
9
10 -->
11
12
13
14
15
```

```
SCR # 38
0 ( ACCUM BIT7, SHIFT BUFFER )
1
2 CODE BIT-SLICE ( bufaddr --- bitslice )
3 1 # LDA, SETUP JSR, ( Move addr to Np,N+1 )
4 BEGIN, ( For all 8 bits )
5 CLC, ( To clear buffer )
6 N # Y LDA, ( Get buffer byte )
7 ROL.A, ( Put bit7 into carry )
8 N # Y STA, ( Save shifted result )
9 N 2 + ROL, ( Put carry into result )
10 INY, ( Next buffer byte )
11 S # COPY, ( All 8 ? )
12 0 = END, ( Not yet )
13 0 # LDY, ( Yes, reset y rag )
14 N 2 + LDA, PUSHOA JMP, ( Exit with N+2 on stack )
15 FORTH -->
```

```

SCR # 39
0 ( INITIALIZE )
1
2 : SETUP-EPSON          ( n --- )
3   10 PRINT-CR         ( Space down the paper )
4   ASCII-ESC PRINT-CHAR ( Set line spacing to n dots )
5   ASCII A PRINT-CHAR  ( with "<ESC>An" )
6   PRINT-CHAR ;
7
8 : INIT-LINE           ( --- )
9   13 PRINT-SPACES    ( Space over the paper )
10  GMODE @ IF         ( If super graphics mode )
11  640 EPSON-GRAPHICS ( Epson will get 640 char/line )
12  ELSE               ( Normal graphics mode )
13  320 EPSON-GRAPHICS ( Epson will get 320 char/line )
14  ENDIF ;
15 -->

```

```

SCR # 44
0 ( MINIMAL GRAPHICS TABLE FOR ATARI )
1
2 : BNOTEPAD           ( --- )
3   B GR.              ( Initialize mode=B graphics )
4   SCREEN 6400 ERASE  ( Erase the graphics workspace )
5   1 0 0 SETCOLOR    ( Set the video colors )
6   2 9 3 SETCOLOR    ( Change according to personal )
7   4 6 1 SETCOLOR ;  ( Taste. )
8
9
10 ( : SCREEN          ) ( Remove comments if LOADING )
11 ( 106 CB           ) ( The Atari Graphics Notepad )
12 ( 256 *            ) ( Only --- also leave commented )
13 ( 7856 - ;        ) ( out of the Forth LOAD )
14
15 -->

```

```

SCR # 40
0 ( GRAPHICS KLUDGE DUE TO 850 INTERFACE MODULE FIRMWARE )
1
2 : 850-KLUDGE         ( char --- char )
3   DUP 155 = IF      ( If char is Atari EOL )
4   DROP 147         ( Convert, else 850 makes CR )
5   ENDIF             ( 147 is better than 13 )
6   GMODE @ IF       ( If in super graphics mode )
7   DUP              ( Each character printed twice )
8   DUP 13 = IF      ( But 2 CRs, 850 inserts space )
9   DROP 9           ( So convert CR to 00001001 )
10  ENDIF            ( 9 is close, no added #20 )
11  PRINT-CHAR       ( Output char twice )
12  ENDIF ;
13
14 -->
15

```

```

SCR # 45
0 ( PUT CHARACTERS ONTO GR.8 SCREEN USING ATARI CHAR ROM )
1
2 0 VARIABLE CURSOR-X ( X position on screen )
3 0 VARIABLE CURSOR-Y ( Y position on screen )
4 0 VARIABLE INVERSE  ( Inverse character flag )
5 0 VARIABLE TEXT/LABEL ( Flag to use different modes )
6
7 : CURSOR-ADDR       ( --- addr )
8   SCREEN            ( Get base addr of screen )
9   CURSOR-Y @ 40 * + ( Add for line position )
10  CURSOR-X @ + ;    ( Add for col position )
11
12 -->
13
14
15

```

```

SCR # 41
0 ( PRINT A LINE OF DOTS )
1
2 : PRINT-DOTS         ( addr mask --- addr+40 )
3   INIT-LINE         ( Set up line spacing, graph )
4   40 0 DO           ( For 40 bytes of display mem )
5   OVER GET-DATA     ( Get 8 columns of data )
6   B 0 DO            ( For dots in each column )
7   GRB-DATA BIT-SLICE ( Set the vertical bit slice )
8   OVER AND          ( Keep mask bits of data )
9   850-KLUDGE        ( Correct for 850, do GMODE )
10  PRINT-CHAR       ( Output graphics column )
11  LOOP              ( All 8 vertical columns )
12  SWAP 1+ SWAP      ( Next 8 columns )
13  LOOP              ( All across the screen row )
14  DROP              ( Drop mask, leave addr+40 )
15  PRINT-CR ;       --> ( Move to a new line )

```

```

SCR # 46
0 ( ASCII VALUE TO CHARACTER GENERATOR ROM ADDRESS )
1
2 57344 CONSTANT CHAR-ROM ( Atari char ROM at $E000 )
3
4 : ASCII->ROM        ( key --- addr )
5   DUP 128 AND INVERSE ! ( Isolate inverse flag )
6   127 AND           ( Strip any inverse value )
7   DUP 32 < IF      ( If control character )
8   64 +              ( Map into 64-95 )
9   ELSE              ( Not control character )
10  DUP 96 < IF      ( If uppercase )
11  32 -              ( Map into 0-63 )
12  ENDIF ;          ( Else leave value 96-127 )
13
14 B *                ( 8 bytes per char )
15 CHAR-ROM + ;     --> ( Add base address )

```

```

SCR # 42
0 ( DUMP A GRAPHICS 8 SCREEN )
1 : SCREEN-DUMP       ( n --- )
2   DUP SETUP-EPSON  ( Set Epson to n dots/line )
3   SCREEN           ( Set the start of GR.8 mem )
4   OVER 160 SWAP /  ( # of n dot lines to print )
5   0 DO             ( For each line of n dots )
6   OVER MINUS 8 + 2**N ( For bits mask for n dots )
7   MINUS 256 +     ( as 256 - 2**[CB-n] )
8   PRINT-DOTS      ( Print the dots not masked )
9   OVER 1 - 40 * + ( Update GR.8 address )
10  ?TERMINAL IF    ( If any key is pressed )
11  KEY DROP LEAVE  ( Get/ignore key, abort loop )
12  ENDIF
13  LOOP             ( For all n dot lines )
14  2DROP           ( Clean up n, addr )
15  NORMAL-EPSON ; --> ( Reset printer to normal mode )

```

```

SCR # 47
0 ( TOGGLE TEXT/LABEL CURSOR ON/OFF )
1
2 : CURSOR           ( --- )
3   B 0 DO           ( For all 8 lines of char )
4   CURSOR-ADDR I 40 * + ( Get address of graph cursor )
5   DUP CB           ( Get graphics byte )
6   255 XOR          ( Invert value )
7   SWAP C!          ( Set back in memory )
8   LOOP ;
9
10 -->
11
12
13
14
15

```

```

SCR # 43
0 ( BASIC SCREEN DUMP MODES )
1
2 : FAST-GRAPH       ( --- )
3   B SCREEN-DUMP ; ( Print GRB screen 8 rows/line )
4
5 : SLOW-GRAPH       ( --- )
6   4 SCREEN-DUMP ; ( Print GRB screen 4 rows/line )
7
8 -->
9
10
11
12
13
14
15

```

```

SCR # 48
0 ( TEXT/LABEL CURSOR MOVEMENT )
1
2 : C-RIGHT         ( --- )
3   CURSOR          ( Toggle cursor to original )
4   CURSOR-X @ 1 +  ( Move to the right 1 char )
5   DUP 39 > IF DROP 0 ENDIF ( Wraparound if necessary )
6   CURSOR-X !     ( Save new position )
7   CURSOR ;       ( Set the new cursor position )
8
9 : C-LEFT          ( --- )
10  CURSOR          ( Toggle cursor to original )
11  CURSOR-X @ 1 -  ( Move to the left 1 char )
12  DUP 0 < IF DROP 39 ENDIF ( Wraparound if necessary )
13  CURSOR-X !     ( Save new position )
14  CURSOR ;       ( Set the new cursor position )
15 -->

```

# MICRObits

**The Cheap Assembler** includes unlimited length labels, one field programming, two-pass assembler/disk-based assembly, ten-command text editor, interactive operation, tutorial manual, and demonstration routines. APPLE II+, 48K, DOS 3.3 required. Send \$20.00 plus \$4.00 P&H to: Thunder Software, P.O. Box 31501, Houston, TX 77231, (713) 728-5501.

**Payroll** Compatible with 64K Apple computers. Features: 100 employees per disk, time-card adding, automatic overtime, user-changeable tax tables, five miscellaneous deductions — fixed or percentage amounts, tips, automatic printing of checks, W-2 forms, and reports. Bill Martin, 6485 Diana Drive #2, Poland, OH 44514, (216) 757-2143.

**Digitizer/Graphics Tablet THE HELPING HAND** — more than just a drawing device. More versatile than paddles or joysticks. Drawing board is 16" x 20" and includes two function keys. Connects to the 9-pin game port of VIC-20, C64, Atari, TI, etc. \$44.50. Persimmon Peripherals, Route 2, Box 2306A-MI, Clayton, GA 30525.

**Peripherals for the VIC-20 and C64** Light pen model BR2064, very accurate readings in vertical and horizontal, push-button switch, excellent documentation and software listings included. \$26.95. 51K plus expansion memory expands VIC-20 to 56K RAM, assembled and tested. Excellent documentation. \$140.00. Miami Valley Micro Systems, 3341 Sheffield Rd., West Carrollton, OH 45449.

**OSI — Affordable DBM** B&W File Master runs under OS65D V3.3. 32K RAM minimum. Features: user and/or predefined files w/codes, formatted viewing and inputting, find, edit, delete, and page. Multiple dumps. Only \$55.00. Label printer add \$25.00, report generator add \$25.00, manual only \$10.00. For more information contact: Bunin & Ward Computer Services, P.O. Box 895, Church Street Sta., New York, NY 10008, (212) 434-5760.

**VIC-20 Plug-Ins** Reset Switch, uses the serial port — \$5.00. Amplifier Adapter Cable, uses the audio/video port — \$10.00. Send check or money order to: DLW Co., Box 485, Cupertino, CA 95015.

**Attention Software Vendors** Expand your market! Your BASIC programs, 8K or smaller, will run on OSI C1P, or C4P. I will translate your program for either/both machines on a fee basis. Bruce Showalter, 857 Cedar, Abilene, TX 79601.

**Apple Software** Learn Applesoft programming, use of the disk drive, graphics, etc. Each learning package includes two disks and instructional tutorial manual. The Apple's Core — \$49.95. Part II: The Seed — \$59.95. Free brochure. The Professor, P.O. Box 301M, Swanton, VT 05488, (514) 747-9130.

MICRO

## Atari

```
SCR # 49
0 ( TEXT/LABEL CURSOR MOVEMENT )
1
2 : C-UP ( --- )
3 CURSOR ( Toggle cursor to original )
4 CURSOR-Y @ 1 - ( Move up one display line )
5 DUP 0 < IF DROP 152 ENDIF ( Wraparound if necessary )
6 CURSOR-Y ! ( Save the new position )
7 CURSOR ; ( Set the new cursor position )
8
9 : C-DOWN ( --- )
10 CURSOR ( Toggle cursor to original )
11 CURSOR-Y @ 1 + ( Move down one display line )
12 DUP 152 > IF DROP 0 ENDIF ( Wraparound if necessary )
13 CURSOR-Y ! ( Save the new position )
14 CURSOR ; ( Set the new cursor position )
15 -->
```

```
SCR # 50
0 ( TEXT/LABEL CURSOR MOVEMENT )
1
2 : C-RETURN ( --- )
3 CURSOR ( Turn off current cursor )
4 CURSOR-Y @ 8 + ( Move down 8 rows )
5 DUP 152 > IF DROP 0 ENDIF ( Wrap around )
6 CURSOR-Y ! ( Save new value )
7 CURSOR ; ( Turn on current cursor )
8
9 -->
10
11
12
13
14
15
```

```
SCR # 51
0 ( PUT ATARI CHAR ON GRAPHICS 8 SCREEN )
1 : SHOW ( ascii --- )
2 ASCII->ROM CURSOR-ADDR ( Get ROM and cursor addr )
3 8 0 DO ( For all 8 char lines )
4 OVER I + C@ ( Get a display byte )
5 INVERSE @ IF ( If INVERSE flag on )
6 255 XOR ( Invert screen data )
7 ENDIF
8 TEXT/LABEL @ IF ( If TEXT mode )
9 OVER I 40 * + C@ ( Get the current video line )
10 255 XOR OR ( Remove cursor, add ROM line )
11 ENDIF
12 OVER I 40 * + C! ( Move text char to screen )
13 LOOP
14 DROP DROP ( Drop ROM and screen addr )
15 CURSOR C-RIGHT ; --> ( Move to next video position )
```

```
SCR # 52
0 ( CASE STATEMENT BY DR. C. E. EAKER )
1 ( FROM FORTH DIMENSION, VOL II, NO. 3, PP. 37-40 )
2
3 : DOCASE ?COMP CSP @ !CSP 4 ; IMMEDIATE
4 : CASE 4 ?PAIRS COMPIL OVER COMPIL = COMPIL OBRANCH
5 HERE 0 , COMPIL DROP 5 ; IMMEDIATE
6 : ENDCASE 5 ?PAIRS COMPIL BRANCH HERE 0 ,
7 SWAP 2 [COMPIL] ENDIF 4 ; IMMEDIATE
8 : ENDCASES 4 ?PAIRS COMPIL DROP
9 BEGIN SP@ CSP @ = 0= WHILE
10 2 [COMPIL] ENDIF REPEAT
11 CSP ! ; IMMEDIATE
12
13 0 VARIABLE C-FLAG ( Stop flag for TEXT/LABEL )
14
15 -->
```

```

SCR # 53
0 ( OVERLAY TEXT UNTIL <ESC> )
1 : TEXT ( --- )
2 0 C-FLAG ! 1 TEXT/LABEL ! ( Init to no quit, set to TEXT )
3 CURSOR ( Initialize the cursor )
4 BEGIN ( Loop until <ESC> pressed )
5 KEY DCASE ( Do case upon input key )
6 31 CASE C-RIGHT ENDCASE ( Atari right arrow )
7 30 CASE C-LEFT ENDCASE ( Atari left arrow )
8 28 CASE C-UP ENDCASE ( Atari up arrow )
9 29 CASE C-DOWN ENDCASE ( Atari down arrow )
10 27 CASE 1 C-FLAG ! ENDCASE ( Atari ESC key )
11 155 CASE C-RETURN ENDCASE
12 DUP SHOW ( Else put on screen if can )
13 ENDCASES
14 C-FLAG @ UNTIL ( Do until ESC pressed )
15 CURSOR ; --> ( Reset final cursor )
    
```

```

SCR # 54
0 ( REPLACE TEXT UNTIL <ESC> )
1 : LABEL ( --- )
2 0 C-FLAG ! 0 TEXT/LABEL ! ( Init to no quit, set LABEL )
3 CURSOR ( Initialize the cursor )
4 BEGIN ( Loop until <ESC> pressed )
5 KEY DCASE ( Do case upon input key )
6 31 CASE C-RIGHT ENDCASE ( Atari right arrow )
7 30 CASE C-LEFT ENDCASE ( Atari left arrow )
8 28 CASE C-UP ENDCASE ( Atari up arrow )
9 29 CASE C-DOWN ENDCASE ( Atari down arrow )
10 27 CASE 1 C-FLAG ! ENDCASE ( Atari ESC key )
11 155 CASE C-RETURN ENDCASE
12 DUP SHOW ( Else put on screen if can )
13 ENDCASES
14 C-FLAG @ UNTIL ( Do until ESC pressed )
15 CURSOR ; --> ( Reset final cursor )
    
```

```

SCR # 55
0 ( PUT A BORDER AROUND THE GRAPHICS NOTEPAD )
1
2 : BORDER ( --- )
3 1 0 0 PLOT ( Start in upper left corner )
4 1 319 0 DRAW ( Draw counter clock wise )
5 1 319 159 DRAW
6 1 0 159 DRAW
7 1 0 0 DRAW ;
8
9 ;S
10
11
12
13
14
15
    
```

```

SCR # 56
0 ( SAVE AND RESTORE SCREEN -- REQUIRES 6400 BYTES )
1
2 0 VARIABLE WORKSPACE-BUF 6398 ALL0T ( Image working space )
3
4 : SAVE-SCREEN ( --- )
5 SCREEN ( From the GR.8 screen mem )
6 WORKSPACE-BUF ( To the working space )
7 6400 ( 160 rows x 40 bytes each )
8 CMOVE ; ( Move the image to mem )
9
10 : RESTORE-SCREEN ( --- )
11 WORKSPACE-BUF ( From the working space )
12 SCREEN ( To screen memory )
13 6400 ( 160 rows x 40 bytes each )
14 CMOVE ; ( Move the mem to image )
15 ;S
    
```

MICRO

YOUR NAME HERE

---



---




---

PERSONALIZED  
COMPUTER PAPER

Printed with your name, club, anything. Paper is white 20# stock and fits all printers using 9½x11 continuous paper (8½x11 when detached). **500 sheets \$14.95, 1000 sheets \$24.95. We pay shipping.** Texas orders add 5½% tax. Select ink color: red, blue, brown, gray, or canary. Specify name(s) up to 30 letters & spaces. Enclose check or money order. No COD's. Allow 3 weeks. Faster delivery with M/C, Visa phone orders. Write or phone **Personalized Computer Paper D**, Box 20539/San Antonio, Tx. 78220/ (512) 227-0585.

CP/M®  
FOR YOUR COMMODORE® C-64



- Run All CPM® Formatted Software
  - Supports 5¼" or 8" Disk Drives
  - Z-80, Disk and DMA Controller on Interface Card
  - Plugs into the Commodore 64® Expansion Port
  - Uses Soft Sector IBM 5¼" and 8" Format Disk Drives
- Interface Card with 8" Disk Drive ..... **599<sup>00</sup>**  
 Interface Card with 5¼" Disk Drive ..... **499<sup>00</sup>**  
 Interface Card without Disk Drive ..... **349<sup>00</sup>**

• Commodore 64 is a registered trademark of Commodore Business Machines, Inc.  
 • CP/M is a registered trademark of Digital Research, Inc.

**estes**  
ENGINEERING, INC.

To Order  
 Phone (913) 827-0629  
 825 N. 5th Street  
 Salina, Kansas 67401



# Directory Menu for the Color Computer

by Steve Kronschnabel and Phil Daley

The CoCo version of the menu program offers a choice of a directory menu or a directory backup onto the unused portion of track 17. This is helpful since TRS-80 DOS is noted for occasionally clobbering the directory sectors and essentially ruining the entire disk. With this program it is possible to back up your directory whenever you want and restore it to its former state should a sector become damaged. This program will save up to 48 directory entries, enough for most full disks: you would have to have a great number of short programs to fit more than 48 on one disk.

After it is determined whether you wish to back up the directory or run the menu program (line 30), lines 60-150 read the directory and store the names of the entries in N\$( ) and the extensions in E\$( ). Lines 170-250 print out the directory names two across, then the program waits for a choice to run. All BASIC programs will work with this menu; machine-language programs may or may not work depending upon their load address. Among my collection, EDTASM+ works, while many games do not.

Lines 370-400 determine whether the directory is to be saved or replaced due to disk crash. Lines 410-430 perform a

fail-safe prompt, in case of a mistake, because the replace will cause a loss of any programs saved since the last backup. Lines 470-560 do the actual work. The same FOR-NEXT loop is used for saving or replacing the information.

This program, although simple in concept, works great and will save your sanity if your disk system crashes. Also, the menu program can be added to your disk to make it easy for beginners to choose a program to run.

## Listing 1

```

10 CLEAR2000:CLS
20 DIMN$(72),E$(72)
30 PRINT@64,"MENU OR DIRECTORY"
40 A$=INKEY$:IF A$="" THEN40
50 IF A$="D" THEN370
60 CLS:PRINT@64,"reading directory"
70 FORX=3TO11
80 DSKI$0,17,X,A$,B$
90 IFASC(A$)=255 THENX=11:GOTO150
100 C$=A$+LEFT$(B$,127)
110 FORN=0TO7
120 N$(X-3)*8+N)=MID$(C$,N*32+1,8)
130 E$(X-3)*8+N)=MID$(C$,N*32+9,3)
140 NEXTN
150 NEXTX
160 CLS:PRINT@10,"directory"
170 FORX=0TO72
180 Y=Y+1:A$=""
190 IFASC(N$(X))=255 THENX=72:GOTO250
200 IFASC(E$(X))=0 THENY=Y-1:GOTO250
210 GOSUB340
220 PRINTX$ " N$(X) ".E$(X) " ";
230 IFY/28=INT(Y/28) THENPRINT@480,"";:
    INPUTA$:PRINT@32,"";
240 IFLEN(A$) <> 0 THEN280
250 NEXT
260 PRINT@480,"";
270 INPUTA$:IFLEN(A$)=0 THENY=0:GOTO160
280 A=VAL(A$)
290 IF E$(A)="BAS" THEN320
300 IF E$(A)="BIN" THEN330
310 CLS:PRINT"CAN'T RUN THAT PROGRAM":END

320 LOADN$(A),R
330 LOADM N$(A):EXEC
340 X$=STR$(X):X$=MID$(X$,2)
350 IFX < 10 THENX$="0"+X$
360 X$=LEFT$(X$,2):RETURN
370 CLS5:PRINT@32,"SAVING OR
    REPLACING DIRECTORY?"
380 A$=INKEY$:IF A$="" THEN380
390 IF A$ < > "S" AND A$ < > "R" THEN380
400 IF A$="E" THEN450
410 CLS7:PRINT@64,"ARE YOU SURE THAT YOU WANT TO
    REPLACE THE DIRECTORY?"
420 INPUT"YES OR NO? ";A$
430 IF A$ < > "Y" THENCLS:END
440 X1=10:X2=0:GOTO460
450 X1=0:X2=10
460 E=0
470 FORX=2TO8
480 DSKI$0,17,X+X1,A$,B$
490 DSKO$0,17,X+X2,A$,B$
500 DSKI$0,17,X+X2,C$,D$
510 DSKI$0,17,X+X1,A$,B$
520 IF C$=A$ AND D$=B$ THEN560
530 E=E+1:IFE=1 THEN470
540 CLS5:PRINT@64,"TOO MANY READ OR WRITE ERRORS
    CANNOT CONTINUE..."
550 END
560 NEXTX
570 CLS1:END
    
```

MICRO™

# Animated Graphics Routines for the 6809

by Craig Carmichael

---

**This versatile package of related graphics subroutines displays moving animated figures, moving dots, and custom characters.**

---

**H**ave you ever wanted to write a machine-language program that required moving graphics (such as an arcade-type game) and not known where to start? Faced with this problem, I developed a set of general-purpose graphics subroutines that can be used for a wide variety of programs where moving graphics are required.

These graphics routines operate in the Color Computer's G6R or G6C graphics modes but are easily adapted for other display modes or other computers. (I first developed them on a homemade computer.)

---

**Animated Graphics requires:**

6809 computer with memory-mapped graphics display such as CoCo.

---

The animated figures generated by these routines are eight bits (one byte) wide by "n" bits tall, as selected by the user. In mode G6R the byte will be divided into eight dots, while in G6C it will be divided into four double-width dots, each of which can assume four colors.

All values necessary for printing the figures are stored at positive offsets from the "U" register — from 0,U to \$D,U. Other information pertinent to the figure (e.g., its status, fuel, or score) may be stored at other offsets near the U register. To select different figures, simply move the U register.

In addition to animated figures, there are routines for moving a single bit (for bullets) and for printing in specific columns to display numbers, letters, and custom characters while in graphics modes (score, fixed scenery, text).

Speed is essential to moving graphics programs; a move of one  $8 \times 8$  character requires replacement of 32 somewhat disordered bytes of video RAM with new data — in a short time. I move all my figures during the vertical blank period of the TV scan, which is indicated by the 6847's FS\* signal. That way, the figures are displayed clearly (without flickering or interference) once in each position through which they move. The available time is just over 4 milliseconds. With a 3.579MHz CPU clock (Color Computer normal speed), these routines will move in this time: two  $8 \times 8$  figures plus several bullets, three  $8 \times 7$  figures, or one figure up to  $8 \times 26$ .

If more figures are to be moved, I double their velocities and move them on alternate scans. The motion may not appear smooth if displays are updated less often, but one move per three or four scans may be acceptable if the velocity is low. There is no limit to the velocity a figure may have except its visual appearance on the screen.

If a figure passes through scenery or other figures, it will change color as it crosses, but afterwards both the figure(s) and the scenery will be unchanged.

If any print extends off the right or bottom of the screen, the other end of the figure will be printed on the left or top of the screen. If a figure or bullet moves off any edge of the screen, it will reappear on the opposite edge.

**Descriptions of the Routines**

**PRGR and PRGX**

These animated character print/erase routines will print or erase a figure at any screen coordinate. The two routines are identical except that PRGR checks for collisions and PRGX doesn't; consequently PRGX runs faster. Both routines affect the X, Y, and D registers.

The secret to the print/erase feature is the use of exclusive-or between the figure and the current TV picture. The "1" bits in the shape table will remain 1's if they are printed onto a blank (0) bit on the screen, but if they are printed onto a "1" bit, they will become a 0. Thus, the second time the character is printed into the same place, the screen is restored to its initial value.

The collision checks also make use of this feature. If any "1" bits of the shape table become 0's on the screen, a collision is registered, and "Z" in the CC register will be cleared at RTS, allowing tests by BEQ (no collision) and BNE (collision) instructions.

It should be mentioned here that in four-color mode, a color with a bit pattern "01" (yellow or cyan) will never register a collision with a "10" bit pattern color (blue or magenta), since the "1" of one will always land on the "0" of the other.

Notice that a collision will always be registered when erasing because the figure has "hit" itself.

PRGX and PRGR actually print one bit position to the right of the specified position; you must allow for this when checking the specific screen position of a figure.

**MOVG and MOVG**

These routines move figures around the screen and change their animations after they have been printed once by PRGX or PRGR. MOVG is for two-color modes (G6R) and MOVG is for four-color modes (G6C). Their operation sequence is:

1. Erase present figure with PRGX.
2. Add (two's complement) VVEL to VPOS and correct for off-screen position if necessary.
3. Add HVEL to HPOS. In the case of MOVG, HPOS units will always be set to an odd number to maintain the figure's correct shape and color.
4. Update PST to present animation.
5. Print new figure with PRGR.
6. Restore D, X, and Y, and return from subroutine.

Make your initial collision checks after a MOVE.

My method for finding *what* you've hit is to erase the figures that you could have hit, one at a time, then erase and reprint your figure. If you are no longer hitting anything, you've erased that figure with which you were in contact. If none of them check out, you must be contacting the inanimate playfield. If anyone can find a shorter method, please write!

**PRGB**

This routine prints or erases a single bit on the screen instead of a graphics character, but otherwise it is the same in operation as PRGR. In addition to printing bullets, this print may be used as a building block where a print is built up one dot at a time. D and X registers are affected.

**MOVb**

This routine is similar to MOVG, except that it moves a single bit (the bullet) instead of an animated figure. As with MOVG or MOVG, don't forget to do an initial PRGB to print the bit.

**PRPX and PRPXD**

These prints ignore the three least significant bits of HPOS and thus print on byte boundaries in 32 distinct columns. They are also absolute prints, unlike the PRG's; the original value of the screen is replaced by the print's shape table. These prints always use the figure's current animation, unlike PRGR and PRGX, which can only update their animations with a MOVE.

PRPX prints a normal 8 x "n" bit figure, while PRPXD prints a double wide 16 x "n" bit figure, with two bytes of shape table required for each line of height.

**SETT**

This subroutine is called by the other subroutines. It changes the coordinates into a screen memory location, and it forms a "shift multiplier," which moves bits from one to eight bit positions to the right, depending on their HPOS.

**Descriptions of the Operands Used**

VPOS (0,U-1,U) is the vertical position of the top of the figure. 0,U is the actual vertical position, from 00 at the top of the screen to \$BF at the bottom. The MOVE routines apply a correction factor to VPOS if the value exceeds \$BF.

1,U is the fractional component, the amount left to move before the figure moves up or down a line. It is used in conjunction with the fractional part of VVEL in MOVes to effect smooth motion at any given velocity.

HPOS (2,U-3,U) is the horizontal position of the left side of the character from \$00 at the left to \$FF at the right. It is similar to VPOS, but without a correction factor.

(Continued on next page)

Figure 1: Operands used by the routines, stored at positive offsets from the "U" register.

OFFSET	NAME	Operands used by each routine				
		MOVG MOVG	PRGR PRGX	MOVb	PRGB	PRPX PRPXD
0,U	VPOS -units	X	X	X	X	X
1,U	-fraction	X		X		
2,U	HPOS -units	X	X	X	X	X
3,U	-fraction	X		X		
4,U	VVEL -units	X		X		
5,U	-fraction	X		X		
6,U	HVEL -units	X		X		
7,U	-fraction	X		X		
8,U	HEIGHT	X	X			X
9,U	ANIMATION	X	X			X
\$A,U	ZERO SHAPE TABLE	X				X
\$B,U	(ZST)	X				X
\$C,U	PRESENT SHAPE TABLE	X	X			
\$D,U	(PST)	X	X			

VVEL (4,U-5,U) is the two's complement vertical velocity, with integer and fractional components.

A value of \$0100 (or \$FF00) will move a character down (or up) exactly one bit position with each MOVE that is called. Smaller values will not move the figure every MOVE, while larger values will skip over some positions as the figure moves.

HVEL (6,U-7,U) is the two's complement horizontal velocity, similar to VVEL.

HEIGHT (8,U) is the height of figures at their tallest animation. For each line of height, a figure requires one byte of shape table.

ANIMATION (9,U) is the number that determines the shape table that will be used at a figure's next MOVE, PRPX, or PRPKD. By changing this number, a figure may be shown snapping its jaws, with or without a sword, or facing different directions, etc.

ZERO SHAPE TABLE (ZST, \$A,U-\$B,U) is the assigned pointer to the start of the figure's shape table(s). Shape tables must be consecutive and must all be the length, in bytes, of the HEIGHT number.

PRESENT SHAPE TABLE (PST, \$C,U-\$D,U) is the pointer to the shape table selected by the animation number. It is set by the MOVes and PRPXes by the following equation:

$$PST = ZST + (HEIGHT * ANIMATION)$$

Thus, if a figure is five bits high and animation two is selected, then PST will point \$A bytes past ZST, allowing five bytes for animation zero and five bytes for animation one.

**Variations to Suit...**

**Different Display Memory Address**

Line 3670 of the program listing adds the upper byte of the starting address of the video display to the address obtained from the coordinates. The lower byte is assumed to be 0. Example: for display at \$6800-\$7FFF, use ADDA#\$68. Also, lines 2050, 2280, 3010, 3280, and 3900 must be CMPX (last byte of display memory), in this case, CMPX \$7FFF.

**Shorter Height**

G6R and G6C both map \$C0 (192) lines onto the screen. If your display mode maps fewer, or if you don't want to use the whole screen, then change lines 2490 and 4090 to CMPA#

(number of lines), and adjust the correction factors in the lines following these. Lines 2050, 2280, 3010, 3280, and 3900 must be CMPX# (last byte of display), and lines 2090, 2300, 3050, 3320, and 3920 are LEAX (-bytes of display memory), X.

**Shorter Width**

G6C and G6R both map \$20 (32) bytes per line. If you want \$10 bytes per line, the top of the SETT subroutine should be changed to USLB, LSRA, RORB, LSRA, RORB, LSRA, RORB, LSRA, RORB. To properly convert the coordinates to a memory location. Lines 2455, 3735, and 4175 should include an ANDA#7F before STD 2,U for HPOS correction and, finally, all LEAX 20,X's must be changed to LEAX 10,X.

If your display maps other than such nice even numbers of bytes per line, you'll have to use the general formula in SETT to convert the coordinates to a memory location: Location = (HPOS/8) + (VPOS \* (bytes per line) + start of TV memory. HPOS correction factors will have to be set up similar to the VPOS ones. Remember, these are the units of HPOS and VPOS - not the fractions.

**Final Words**

If you're not quite clear how it all fits yet, study the demonstration in the

listing. It contains examples of all of the routines used in two-color mode. To try the four-color mode, change line 330 to LDA #\$E5 to set mode G6C, and change line 1400 to LBSR MOVc. The shapes won't look right since the tables were designed for G6R, but you'll see the idea.

The "SYNC" instruction at line 1300 is the wait for vertical blank. I've left the BASIC handling the interrupt; all it does is clear the interrupt and return.

Once you have the program typed in be sure to save it, since running it will probably wipe out your source text. When you have it all working, delete the demo program, ORG the subroutines at some convenient spot, and save the machine code on tape. Be sure to write down the addresses of the labels that start the routines. You can write your programs and use equates for the subroutine addresses and simply load in the subroutine package when you are ready to test.

Now you're ready to write useful graphics programs without spending countless hours coaxing the bits to move themselves around on the screen as I have done. Good luck!

You may contact Mr. Carmichael at 820 Dunsuir Road, Victoria, British Columbia, Canada V9A 5B7.

**Listing 1: Animated Graphics Routines and Demo**

```

*
*ANIMATED GRAPHICS ROUTINES FOR THE 6809
*
*CRAIG CAPMICHAEL.
*
*WITH DEMONSTRATION PROGRAM THAT CHECKS MOST OF THE
*ROUTINES
*
*
3000 00190   ORG   $3000
*DEMONSTRATION PROGRAM FOR COLOR COMPUTER.
*PRINTS A 2 BYTE WIDE SHAPE, A SINGLE WIDE SHAPE, AND
*MOVES A BIRD AROUND WITH A JOYSTICK-BIRD FIRES UPWARD
*
*FIRST. SET UP GRAPHICS SCREEN TO G6R AT 0600-1DFF.
00250 DEM01  LDS   #$400  *REMOVE STACK FROM SCREEN
00260         LDX   #$FFD4 *SET "SAM" CONTROLLER
00270 DEM2   STA   ,--X
00280         CMPX  #$FFC0
00290         BHI   DEM2
00300         STA   3,X
00310         STA   5,X
00320         STA   $07,X
00330         STA   $09,X
00340         LDA   #$F5   *AND VDG
00350         STA   >$FF22
*ENABLE V BLANK INTERRUPT ONLY TO CPU.
00370         LDX   #$FF21
00380         BSR   CLRINT
00390         LDX   #$FF01
00400         BER   CLRINT
00410         INC   2,X
00420         BRA   CLRS
00430 CLRINT  LDA   ,X     *DISABLES 2 INT'S.
00440         ANDA  #$FC

```

(Continued on page 80)

Listing 1 (continued)

```

302D A7 84 00450 STA ,X
302F A6 02 00460 LDA 2,X
3031 84 FC 00470 ANDA #FC
3033 A7 02 00480 STA 2,X
3035 39 00490 RTS
    *CLEAR TV SCREEN.
3036 8F 0600 00510 CLRS LDX #0600
3039 6F 80 00520 MOREBY CLR ,X+
303B 8C 1DFF 00530 CMPX #1DFF
303E 23 F9 00540 BLS MOREBY
    *PRINT DOUBLE WIDTH FIGURE ON BYTE BOUNDARIES.
3040 CE 2700 00560 DRAW LDU #2700
3043 CC 1010 00570 LDD #1010
3046 A7 C4 00580 STA ,U *VPOS
3048 E7 42 00590 STB 2,U *HPOS
304A CC 1000 00600 LDD #1000
304D ED 48 00610 STD 8,U *HEIGHT AND ANIMATION
304F 30 8D OCAD 00620 LEAX DUBLEPX,PCR
3053 AF 4A 00630 STX $0A,U *SHAPE TABLE
3055 17 00E4 00640 LBSR PRFXD
    *
    *PRINT SINGLE WIDTH FIGURE ON BYTE BOUNDARIES.
3058 CE 2710 00670 LDU #2710
305B CC 40C0 00680 LDD #40C0
305E A7 C4 00690 STA ,U *VPOS
3060 E7 42 00700 STB 2,U *HPOS
3062 CC 0800 00710 LDD #0800
3065 ED 48 00720 STD 8,U *HEIGHT AND ANIMATION
3067 30 8D 00B5 00730 LEAX PIXLS,PCR
306B AF 4A 00740 STX $0A,U *SHAPE TABLE
306D 17 00F8 00750 LBSR PRFX
    *
    *PRINT THE BIRD
3070 CE 2720 00780 LDU #2720
3073 CC 6080 00790 LDD #6080
3076 A7 C4 0C800 STA ,U *VPOS
3078 E7 42 00810 STB 2,U *HPOS
307A CC 0500 00820 LDD #0500
307D ED 48 00830 STD 8,U *HEIGHT AND ANIMATION
307F 30 8D 00A5 00840 LEAX PXBIRD,PCR
3083 AF 4A 00850 STX $0A,U *ZERO SHAPE TABLE
3085 AF 4C 00860 STX $0C,U *PRESENT SHAPE TABLE
3087 17 0146 00870 LBSR PRGX
308A 6F C8 1E 00880 CLR $1E,U *NO BULLET YET
    *MAIN LOOP: GET BIRD'S MOVES FROM JOYSTICK, AND MOVE
    *THE BIRD AROUND. TRY SHOOTING SOMETHING.
    *READ JOYSTICKS INTO $015A-5D
308D AD 9F A00A 00920 LOOP JSR [$A00A]
    *MAKE V.R. JOYSTK INTO VVEL.
3091 CE 2720 00940 LDU #2720
3094 4F 00950 CLRA
3095 F6 015B 00960 LDB >$015B
3098 58 00970 LSLB
3099 58 00980 LSLB
309A 83 0080 00990 SUBD #0080
309D ED 44 01000 STD 4,U
    *H.R. JOYSTK INTO VVEL.
309F 4F 01020 CLRA
30A0 F6 015A 01030 LDB >$015A
30A3 58 01040 LSLB
30A4 58 01050 LSLB
30A5 83 0080 01060 SUBD #0080
30A8 ED 46 01070 STD 6,U
    *BULLET IN FLIGHT?
30AA CE 2730 01090 LDU #2730
30AD 6D 4E 01100 TST $0E,U
30AF 26 20 01110 BNE SINC
    *NO BULLET AT PRESENT. DOES BIRD FIRE ONE?
30B1 B6 FF00 01130 LDA >$FF00
30B4 85 01 01140 BITA #01
    *YES, PRINT BULLET, USING BIRD'S CO-ORDINATES.
30B6 26 19 01160 BNE SINC
30B8 EC 50 01170 LDD -$10,U
30BA 4A 01180 DECA
30BB ED C4 01190 STD ,U
30BD EC 52 01200 LDD -$0E,U
30BF ED 42 01210 STD 2,U
30C1 6F 46 01220 CLR 6,U *HVEL=0
30C3 6F 47 01230 CLR 7,U
30C5 CC FF00 01240 LDD #FF00
30C8 ED 44 01250 STD 4,U *VVEL=-1(UP)
30CA 17 0191 01260 LBSR PRGB
    *BULLET TO FLY $40 SPACES.
30CD 86 40 01280 LDA #40
30CF A7 4E 01290 STA $0E,U
    *WAIT FOR NEXT VERTICAL BLANK, THEN MOVE BIRD & BULLET.

```

```

30D1 13 01310 SINC SYNC
30D2 CE 2720 01320 LDU #2720
30D4 A 4F 01330 DEC $0F,U *FLAP BIRD'S WINGS
30D6 26 0B 01340 BNE NOFLAP
30D9 86 10 01350 LDA #10 *EVERY 16TH SCAN
30DB A7 4F 01360 STA $0F,U
30DD A6 49 01370 LDA 9,U
30DF 4C 01380 INCA
30E0 84 03 01390 ANDA #03
30E2 A7 49 01400 STA 9,U
30E4 17 00A7 01410 NOFLAP LBSR MOVG *MOVE BIRD
30E7 CE 2730 01420 LDU #2730 *POINT AT BULLET
30EA 6D 4E 01430 TST $0E,U *IS THERE ONE?
30EC 27 9F 01440 BEQ LOOP
30EE 6A 4E 01450 DEC $0E,U *END OF RANGE?
30F0 27 09 01460 BEQ ENDBUL
30F2 17 017F 01470 LBSR MOVG *NO, MOVE IT
30F5 27 96 01480 BEQ LOOP *HIT ANYTHING?
30F7 6F 4E 01490 CLR $0E,U *YES, END BULLET
30F9 20 92 01500 BRA LOOP
30FB 17 0160 01510 ENDBUL LBSR PRGB *ERASE BULLET
30FD 20 8D 01520 BRA LOOP
    *
3100 03C0 01530 DUBLEPX FDB $03C0 *DOUBLE WIDE SHAPE TABLE
3102 0C30 01540 FDB $0C30
3104 1008 01550 FDB $1008
3106 2004 01560 FDB $2004
3108 4002 01570 FDB $4002
310A 4002 01580 FDB $4002
310C 8001 01590 FDB $8001
310E 8001 01600 FDB $8001
3110 8001 01610 FDB $8001
3112 8001 01620 FDB $8001
3114 4002 01630 FDB $4002
3116 4002 01640 FDB $4002
3118 2004 01650 FDB $2004
311A 1008 01660 FDB $1008
311C 0C30 01670 FDB $0C30
311E 03C0 01680 FDB $03C0
3120 183C 01690 PIXLS FDB $183C *SINGLE WIDE SHAPE TABLE
3122 7EFF 01700 FDB $7EFF
3124 FF7E 01710 FDB $FF7E
3126 3C18 01720 FDB $3C18
3128 E718 01730 PXBIRD FDB $E718 *4 BIRD SHAPE TABLES
312A 1818 01740 FDB $1818
312C 24 01750 FCB $24
312D 0066 01760 FDB $0066
312F 9918 01770 FDB $9918
3131 24 01780 FCB $24
3132 0000 01790 FDB $0000
3134 7E99 01800 FDB $7E99
3136 18 01810 FCB $18
3137 0000 01820 FDB $0000
3139 183C 01830 FDB $183C
313B DB 01840 FCB $DB
    *6809 ANIMATED GRAPHICS ROUTINES
    *
    * BY CRAIG CARMICHAEL
    *
    *PARAMETERS FOR ALL ROUTINES ARE STORED AT POSITIVE
    *OFFSETS FROM "U". SEE TABLE IN TEXT.
    *
    *
    *PRFXD PRINTS "DOUBLE" WIDTH (16 BIT) CHARACTER IN ONE
    *OF 32 COLUMNS. THE 3 LOWEST BITS OF HPOS ARE IGNORED.
    *ORIGINAL CONTENTS OF THE LOCATION ARE LOST.
313C 34 36 01960 PRFXD PSHS Y,X,D
313E 17 00F8 01970 LBSR SETT
    *FIND CURRENT ANIMATION SHAPE TABLE, PUT IN Y.
3141 A6 49 01990 LDA 9,U
3143 E6 48 02000 LDB 8,U
3145 D7 10 02010 STB <$10 *GET HEIGHT INTO <$10
3147 58 02020 LSLB
3148 3D 02030 MUL
3149 E3 4A 02040 ADDD $0A,U
314B 1F 02 02050 TFR D,Y
    *PRINT LOOP. ADJUST X IF IT POINTS OFF SCREEN.
314D 8C 1DFF 02070 PPPP CMPX #1DFF
3150 25 09 02080 BLO OKAYD
3152 26 03 02090 BNE PASSD1
3154 30 88 20 02100 LEAX $20,X *OFF CORNER CORRECTION
3157 30 89 E800 02110 PASSD1 LEAX $E800,X *OFF BOTTOM CORRECTION
    *STORE NEXT BYTE OF SHAPE TABLE ON NEXT LINE OF PIXEL
315B EC A1 02130 OKAYD LDD ,Y++
315D ED 84 02140 STD ,X
315F 30 88 20 02150 LEAX $20,X *DOWN TO NEXT LINE
3162 0A 10 02160 DEC <$10 *MORE LINES?

```

(Continued)




Listing 1 (continued)

```

3164 26 E7 02170 BNE PPPP
3166 35 B6 02180 PULS PC,Y,X,D
*
*PRINT SINGLE WIDTH FIGURE IN ONE OF 32 COLUMNS.
*SAME COMMENTS APPLY AS FOR DOUBLE WIDTH.
3168 34 36 02220 PRPX PSHS Y,X,D
316A 17 00CC 02230 LBSR SETT
316D A6 49 02240 LDA 9,U
316F E6 48 02250 LDB 8,U
3171 D7 10 02260 STB <$10
3173 3D 02270 MUL
3174 E3 4A 02280 ADDD $0A,U
3176 1F 02 02290 TFR D,Y
3178 8C 1DFF 02300 PPPS CMPX #D1DFF
317B 23 04 02310 BLS OKAYS
317D 30 89 E800 02320 LEAX $E800,X
3181 A6 A0 02330 OKAYS LDA ,Y+
3183 A7 84 02340 STA ,X
3185 30 88 20 02350 LEAX $20,X
3188 0A 10 02360 DEC <$10
318A 26 EC 02370 BNE PPPS
318C 35 B6 02380 PULS PC,Y,X,D
*
*MOVG MOVES A GRAPHICS CHARACTER BY ERASING THE
*CHARACTER, CALCULATING THE NEW ANIMATION AND
*POSITION, AND PRINTING THE NEW CHARACTER THERE.
*COLLISIONS ARE CHECKED. USE BEQ NOCOL, OR BNE COLISN.
318E 34 36 02440 MOVG PSHS Y,X,D
3190 8D 3E 02450 BSR PRGX *ERASE OLD CHARACTER
3192 EC 42 02460 LDD 2,U *FIND NEW HOR POSN.
3194 E3 46 02470 ADDD 6,U
3196 ED 42 02480 STD 2,U *STORE IT IN HPOS
3198 EC C4 02490 SAMECG LDD ,U *FIND NEW VERT POSN.
319A E3 44 02500 ADDD 4,U
319C 81 C0 02510 CMPA #C0 *AND MAKE SURE IT'S ON SCRIN
319E 25 08 02520 BLO OKAYMG
31A0 81 E0 02530 CMPA #E0
31A2 24 02 02540 BHS HEREMG
31A4 80 80 02550 SUBA #B0
31A6 80 40 02560 HEREMG SUBA #B40
31A8 ED C4 02570 OKAYMG STD ,U *AND STORE IN VPOS
02580
*FIND SHAPE TABLE FOR NEW ANIMATION.
31AA E6 49 02600 LDB 9,U
31AC A6 48 02610 LDA 8,U
31AE 3D 02620 MUL
31AF E3 4A 02630 ADDD $0A,U
31B1 ED 4C 02640 STD $0C,U
*PRINT NEW CHARACTER WITH COLLISION CHECK, AND RETURN.
31B3 8D 47 02660 BSR PRGR
31B5 35 B6 02670 PULS PC,Y,X,D
*
*MOVC HAS THE SAME FUNCTION AS MOVG, BUT OPERATES IN 4
*COLOR GRAPHICS MODE G6C (GM6). COMMENTS FOR MOVG ALL
*APPLY HERE.
31B7 34 36 02720 MOVC PSHS Y,X,D
31B9 8D 15 02730 BSR PRGX
31BB EC 42 02740 LDD 2,U
31BD E3 46 02750 ADDD 6,U
31BF ED 42 02760 STD 2,U
*SINCE COLOR MODES USE 2 BITS/DOT, AND PRGR/X SHIFT
*THE PRINT 1 SPACE TO THE RIGHT, THE HPOS UNITS MUST
*ALWAYS BE AN ODD NUMBER.
31C1 44 02800 LSRA
31C2 25 D4 02810 BCS SAMECG
31C4 48 02820 ISLA
*IT'S EVEN. IS MOVEMENT TO LEFT CR TO RIGHT?
31C5 6D 46 02840 TST 6,U
31C7 2A 02 02850 BPL HEREMC
*JUMP ANOTHER SPACE LEFT OR RIGHT.
31C9 80 02 02870 SUBA #B02
31CB 4C 02880 HEREMC INCA
31CC A7 42 02890 STA 2,U
*FROM HERE, SAME AS MOVG, SO GO THERE.
31CE 20 C8 02910 BRA SAMECG
*
*PRGX PRINTS OR ERASES AN 8 BIT WIDE BY "H" BITS TALL
*GRAPHICS CHARACTER. THERE IS NO COLLISION CHECK. USED
*IN G6R (GM7) THE FIGURE WILL BE 8 BITS WIDE BY "H"
*BITS TALL. IN G6C (GM6), IT WILL BE 4 DOUBLE WIDE
*COLORED DOTS WIDE INSTEAD OF 8 SINGLE DOTS.
31D0 8D 67 02980 PRGX BSR SETT
31D2 A6 48 02990 LDA 8,U
31D4 97 10 03000 STA <$10
31D6 10AE 4C 03010 LDY $0C,U
*PRINT LOOP. MAKE SURE PRINT IS ON SCREEN.
31D9 8C 1DFF 03030 PPPGX CMPX #D1DFF
    
```

(Continued on next page)



# AIM HIGH

Let Unique Data Systems help you raise your sights on AIM 65 applications with our versatile family of AIM support products.

- Go for high quality with our ACE-100 Enclosure. It accommodates the AIM 65 perfectly, without modification, and features easy access two board add-on space, plus a 3" x 5" x 17" and a 4" x 5" x 15.5" area for power supplies and other components. \$186.00.
- Get high capability with Unique Data System's add-on boards. The UDS-100 Series Memory-I/O boards add up to 16K bytes of RAM memory or up to 48K bytes ROM/PROM/EPROM to your Rockwell AIM 65. You also get 20 independently programmable parallel I/O lines with an additional user-dedicated 6522 VIA, two independent RS-232 channels with 16 switch-selectable baud rates (50 to 19.2K baud), and a large on-board prototyping area. Prices start at \$259.00.
- If you need to protect against RAM data loss, the UDS-100B offers an on-board battery and charger/switchover circuit. \$296.00.
- Heighten your AIM 65's communications range by adding the UDS-200 Modem board. It features full compatibility with Bell System 103 type modems and can be plugged directly into a home telephone jack via a permissive mode DAA. No need for a data jack or acoustic coupler. The UDS-200 also has software-selectable Autoanswer and Autodial capability with dial tone detector. The modem interfaces via the AIM 65 expansion bus, with the on-board UART and baud rate generator eliminating the need for an RS-232 channel. \$278.00.
- The UDS-300 Wire Wrap board accepts all .300/600/900 IC sockets from 8 to 64 pins. Its features include an intermeshed power distribution system and dual 44-pin card edge connectors for bus and I/O signal connections. \$45.00.
- Get high performance with the ACE-100-C7 compact 4" x 5" x 1.7" switching power supply, delivering +5V @ 6A, +12V @ 1A, and +24V for the AIM printer. \$118.00.

Installation kits and other related accessories are also available to implement your AIM expansion plans. Custom hardware design, programming, and assembled systems are also available. High quality, high capability, high performance, with high reliability... all from Unique Data Systems. Call or write for additional information.

Unique Data Systems Inc.  
1600 Miraloma Avenue, Piacentia, CA 92670

**(714) 630-1430**

Listing 1 (continued)

```

31DC 25 09 03040 BLO OKAYGX
31DE 26 03 03050 BNE PASTGX
31EO 30 88 20 03060 LEAX $20,X
31E3 30 89 E800 03070 PASTGX LEAX $E800,X
*GET NEXT BYTE OF SHAPE TABLE, SHIFT IT RIGHT USING
*SHIFT MULTIPLIER AT <$11

31E7 A6 A0 03100 OKAYGX LDA ,Y+
31E9 27 09 03*10 BEQ ENDLNX
31EB D6 11 03120 LDB <$11
31ED 3D 03130 MUL
*EXCLUSIVE OR DATA WITH SCREEN THEN PRINT IT.
31EE A8 84 03150 EORA ,X
31FO E8 01 03160 EORS 1,X
31F2 ED 84 03170 STD ,X
31F4 30 88 20 03180 ENDLNX LEAX $20,X *NEXT LINE DOWN ON TV
31F7 0A 10 03190 DEC <$10
31F9 26 DE 03200 BNE PPPPGX *MORE LINES?
31FB 39 03210 RTS
*
*PRGR IS THE SAME AS PRGX EXCEPT IT CHECKS FOR
*COLLISIONS. THE SAME COMMENTS APPLY.

31FC 8D 3B 03250 PRGR BSR SETT
31FE A6 48 03260 LDA 8,U
3200 97 10 03270 STA <$10
3202 10AE 4C 03280 LDY $0C,U
3205 0F 13 03290 CLR <$13
3207 8C 1DFE 03300 PPPPGR CMPX #1DFE
320A 25 09 03310 BLO OKAYGX
320C 26 03 03320 BNE PASTGX
320E 30 88 20 03330 LEAX $20,X
3211 30 89 E800 03340 PASTGX LEAX $E800,X
3215 A6 A0 03350 OKAYGX LDA ,Y+
3217 27 16 03360 BEQ ENDLNR
3219 D6 11 03370 LDB <$11
321B 3D 03380 MUL
*PRINT NEXT LINE,
321C DD 14 03400 STD <$14
321E A8 84 03410 EORA ,X
3220 E8 01 03420 EORB 1,X
3222 ED 84 03430 STD ,X
*COLLISION CHECK ONLY THE "1" BITS OF THE SHAPE TABLE,
3224 94 14 03450 ANDA <$14
3226 D4 15 03460 ANDB <$15
3228 1093 14 03470 CMPD <$14
322B 27 02 03480 BEQ ENDLNR
*AND DEC <$13 IF THERE HAS BEEN A COLLISION.
322D 0A 13 03500 DEC <$13
322F 30 88 20 03510 ENDLNR LEAX $20,X
3232 0A 10 03520 DEC <$10
3234 26 D1 03530 BNE PPPPGR
*SET "Z"=0/1 IF COLLISION/NO COLLISION, AND RETURN
3236 0D 13 03550 TST <$13
3238 39 03560 RTS
*
*SET-UP TO PRINT GRAPHICS.
*FIRST, CHANGE CO-ORDINATES TO MEMORY LOC'N 0000-17FF.
3239 A6 C4 03600 SETT LDA ,U
323B E6 42 03610 LDB 2,U
323D 44 03620 LSRA
323E 56 03630 RORB
    
```

```

323F 44 03640 LSRA
3240 56 03650 RORB
3241 44 03660 LSRA
3242 56 03670 RORB
*THEN ADD $0600 TO THIS, SCREEN MEMORY IS AT 0600-1DFE
3243 8B 06 03690 ADDA #306
3245 1F 01 03700 TFR D,X
*NOW FORM SHIFT MPYER WITH 1 BIT SET, IN"A" AND IN<$11
3247 E6 42 03720 LDB 2,U
3249 86 80 03730 LDA #80
324B 54 03740 LSRB
324C 24 01 03750 BCC SHFT1
324E 44 03760 LSRA
324F 54 03770 SHFT1 LSRB
3250 24 02 03780 BCC SHFT2
3252 44 03790 LSRA
3253 44 03800 LSRA
3254 54 03810 SHFT2 LSRB
3255 24 04 03820 BCC SHFT4
3257 44 03830 LSRA
3258 44 03840 LSRA
3259 44 03850 LSRA
325A 44 03860 LSRA
325B 97 11 03870 SHFT4 STA <$11
325D 39 03880 RTS
*
*PRGB PRINTS/ERASES A SINGLE BIT ON THE SCREEN.
325E 8D D9 03910 PRGB BSR SETT
3260 8C 1DFE 03920 CMPX #1DFE *CHECK FOR OFF SCREEN
3263 23 04 03930 BLS OKAYGB
3265 30 89 E800 03940 LEAX $E800,X
*A-SHIFT MPYER-THE DOT ITSELF. PRINT IT.
3269 97 14 03960 OKAYGB STA <$14
326B A8 84 03970 EORA ,X
326D A7 84 03980 STA ,X
326E 94 14 03990 ANDA <$14 *CHECK FOR COLLISION
3271 91 14 04000 CMPA <$14
3273 39 04010 RTS
*
*MOVE MOVES A GRAPHICS BIT BY ERASING THE OLD BIT,
*CALCULATING THE NEW LOCN, AND PRINTING A DOT THERE.
*IF USED IN G6R (GM7),
*THE DOT WILL CHANGE COLOR AS IT MOVES HORIZONTALLY.
3274 34 16 04070 MOVE PSHS X,D
3276 8D E6 04080 BSR PRGB *ERASE OLD DOT
3278 EC C4 04090 LDD ,U *FIND NEW VPOS
327A E3 44 04100 ADDD 4,U
327C 81 C0 04110 CMPA #30C *MAKE SURE ITS ON SCREEN
327E 25 08 04120 BLO OKAYMD
3280 81 E0 04130 CMPA #8E0
3282 24 02 04140 BHS GOBOTM
3284 80 80 04150 SUBA #80
3286 80 40 04160 GOBOTM SUBA #80
3288 ED C4 04170 OKAYMD STD ,U
328A EC 42 04180 LDD 2,U *FIND NEW HPOS
328C E3 46 04190 ADDD 6,U
328E ED 42 04200 STD 2,U
3290 8D C0 04210 BSR PRGB *PRINT NEW DOT AND RETURN.
3292 35 96 04220 PULS PC,X,D
3294 35 96 04230 END
    
```

MICRO



Powerful — Economical — Professional  
Peripherals for your Apple II\*



Ultra Rom Board/Editor \$190.00 APB - 102

A/D 12-Bit, 16 Channel \$450.00  
AD - 121802

- Simple Software Selection of Channels
- Range ±10, ±5, ±2.5, +5, +10
- High-Speed 25 μ Sec. Conversion
- Full Software Support — Disk or Prom
- Adjustable Bipolar Reference
- Powerful G.P.L.E. (Global Program Line Editor) built in
- Includes: Search and Replace — Insert and Delete — and much more
- Edit programs 2 to 5 times faster
- 32K of Bank Switchable ROM Space
- Totally Transparent — Remove or Reload with a few keystrokes — without disk!
- Extensive Macro Table eliminates multiple keystrokes for common operations
- Useful Ampersand (&) Utilities all in one place
- Applesoft\* Extensions including "IF, THEN, ELSE"
- Support for other HOLLYWOOD HARDWARE Products in Rom

6842 Vajean Avenue, Van Nuys, California 91406 (213) 989-1264 \*Trademarks of Apple Computer Inc.

BUSIWRITER

WORD  
PROCESSOR  
PROGRAM

\$99

BUSICALC 1

BUSINESS  
CALCULATION  
PROGRAM

\$69

BUSICALC 2

BUSINESS  
CALCULATION  
PROGRAM

\$99

# WE'RE HERE!



**Skyles Electric Works**  
 231E South Whisman Road  
 Mountain View, CA 94041  
 (415) 965-1735

**AVAILABLE NOW! Call 800 227-9998\*\***  
 For the name of your nearest dealer,  
 detailed information or a catalog of products.  
 \*\*California, Canada and Alaska, please call (415) 965-1735.

*In Europe: SUPERSOFT, Winchester House, Canning Road, Harrow Wealdstone, England HA3 7SJ, Tel. 01 861 1166*

# COMPUTER MAIL ORDER

## TeleVideo



### TERMINALS

910	\$559.00
912	\$689.00
920	\$739.00
925	\$719.00
950	\$929.00
970	CALL

### COMPUTERS

800A	\$1099.00
802	\$2899.00
803	\$1949.00
802H	\$4695.00
806/20	\$4999.00
816/40	\$9199.00
1602	\$3399.00
1603	CALL

### MODEMS

#### HAYES

Smart	\$219.00
Smart 1200 (1200 Baud)	\$519.00
Chronograph	\$199.00
Micromodem 100	\$309.00
Micromodem II	\$279.00
Micromodem II (with term)	\$299.00
Smart Com II	\$99.00
Smart 1200B	\$469.00

#### NOVATION

J-Cat	\$119.00
Cat	\$144.00
D-Cat	\$159.00
103 Smart Cat	\$189.00
Apple Cat II	\$279.00
103/212 Smart Cat	\$439.00
212 Apple Cat II	\$609.00
Apple Cat II 212 Upgrade	\$309.00


#### ANCHOR

Mark I (RS-232)	\$79.00
Mark II (Atari)	\$79.00
Mark III (T.L. 99)	\$109.00
Mark IV (CBM-PET)	\$125.00
Mark V (Osborne)	\$95.00
Mark VI (IBM-PC)	\$179.00
Mark VII (Auto Ans/Auto Dial)	\$119.00
Mark VIII	\$269.00
TRS-80 Color Computer	\$99.00
9 Volt Power Supply	\$9.00

#### ZENITH

ZT1 Terminal	\$369.00
--------------	----------

## EAGLE



IIE-1	\$1369.00
IIE-2	\$1649.00
IIE-3	\$2399.00
IIE-4	\$3199.00
PC-E	\$1579.00
PC-1	\$2399.00
PC-2	\$2799.00
PC-XL	\$3599.00
1620	\$3599.00
1630	\$5499.00
1640	\$6499.00
Cyma Software	CALL

### MONITORS

#### AMDEK

300G	\$149.00
300A	\$159.00
310A	\$169.00
Color I	\$279.00
Color I plus	\$299.00
Color II	\$399.00
Color III	\$349.00
Color IV	\$999.00

#### USI

P1, 9" G	\$99.00
P2, 12" G	\$119.00
P3, 12" A	\$159.00
P4, 9" A	\$139.00
1400 Color	\$299.00

#### ZENITH

ZvM 122A	\$119.00
ZvM 123G	\$109.00

#### BMC

12" Green	\$85.00
9191 13" Color	\$299.00

#### TAXAN

12 N Green	\$129.00
12 A Amber	\$139.00

#### PANASONIC

TR 120 Hi-res. Green	\$149.00
CT 160 Dual Mode Color	\$279.00

#### NEC

JB 1260	\$119.00
JB 1201	\$149.00
JC 1212	\$299.00
JC 12-202	\$299.00
JC 1203	\$469.00

#### GORILLA

12" Green	\$89.00
-----------	---------

## IBM



### NEC 3550 PRINTER... \$1799 PERCOM/TANDON DRIVE

5 1/4" 320K Floppy	\$279.00
5 meg hard w/controller	\$1495.00
10 meg hard w/controller	\$1795.00
15 meg hard w/controller	\$2195.00
20 meg hard w/controller	\$2595.00

#### AMDEK

310A Amber Monitor	\$169.00
DX1 100 Plotter	\$599.00
Color II	\$399.00

#### AST RESEARCH, INC

SIXPAK PLUS, 64K clock, serial, parallel	\$299.00
clock, serial, parallel, gameport	\$339.00
MEGAPLUA II, 64K clock, serial, parallel	\$339.00
clock, serial, parallel, gameport	\$379.00
clock, 2 serial, parallel, gameport	\$419.00
COMBOPLUS II, 64K clock, serial, parallel	\$299.00
I/OPLUS II clock, serial, parallel	\$145.00
clock, serial, parallel, gameport	\$179.00

#### PROFESSIONAL SOFTWARE

PC Plus Word Processing	\$319.00
-------------------------	----------

#### MICRO PRO

Word Star/Mail Merge	\$319.00
InfoStar	\$299.00
Spell Star	\$159.00
CallStar	\$159.00

#### MICROSTUP

Crosstalk	\$139.00
-----------	----------

#### MICROSOFT

Multipan	\$199.00
----------	----------

#### ASHTON-TATE

D-Base II	\$419.00
-----------	----------

#### IUS

EasyWriter II	\$209.00
EasySpeller	\$129.00
EasyFiler	\$129.00

#### CONTINENTAL SOFTWARE

1st Class Mail/Form Letter	\$89.00
The Home Accountant Plus	\$109.00

#### SYNAPSE

File Manager	\$119.00
--------------	----------

#### LOTUS

123	\$369.00
-----	----------

#### PFS

File	APPLE \$89.00	IBM \$99.00
Report	\$89.00	\$89.00
Graph	\$89.00	\$92.00
Write	n/a	\$99.00

#### KRAFT

IBM Joystick	\$55.00
IBM Paddles	\$39.00

#### QUAD RAM

CALL

#### SHARP

### PC-1500A \$169.00

#### Pocket Computer

PC-125DA	\$89.00
125 Printer/Micro Cassette	\$129.00
1E0 Printer/Plotter/Cassette	\$172.00
1S2 Cassette Recorder	\$62.00
155 8K RAM	\$94.00
158 8K RAM Battery	\$129.00
161 16K RAM	\$139.00

## SANYO



MBC-555PC	\$795.00
MBC 1100	\$1599.00
MBC 1150	\$2099.00
MBC 1200	\$1999.00
MBC 1250	\$2399.00
FDD 3200-320K Drive	\$399.00
FDD 6400-64K Drive	\$499.00
PR 5500 Printer	\$699.00

### PRINTERS

#### EPSON

MX80 FT, MX100, RX80, FX80, FX100	CALL
-----------------------------------	------

#### OKIDATA

82, 83, 84, 92, 93	CALL
--------------------	------

#### STAR

STX 80	\$169.00
Gemini 10X	\$299.00
Gemini 15	\$479.00
Serial Board	\$75.00

#### SMITH CORONA

TP-1	\$469.00
TP-2	CALL
Tractor Feed	\$119.00

#### CITOH

Gonilla	\$209.00
Prowriter 8510P	\$379.00
Prowriter 1550P	\$689.00
Starwriter F10-40P	\$1149.00
Printmaster F10-55P	\$1569.00
Tractor Feed	\$199.00

#### DAISYWRITER

2000 Letter Quality	\$1149.00
2500...NEW	CALL
Tractor Feed	\$109.00

#### DIABLO

620	\$849.00
630	\$1769.00

#### IDS

Call for ALL Configurations on IDS PRISM PRINTERS.

#### NFC

8023	\$399.00
8025	\$729.00
3510	\$1449.00
3530	\$1499.00
3550	\$1799.00
7710/7730	\$1999.00

#### BMC

401 Letter Quality	\$699.00
--------------------	----------

#### BROTHER

Comriter II Printer	\$499.00
---------------------	----------

#### CABLES & CONNECTIONS

Atari to Parallel	\$29.00
Atari to Serial	\$29.00
Apple to Parallel	\$69.00
Apple to Parallel/Graphics	\$99.00
Apple to Serial	\$89.00
IBM to Parallel	\$35.00
IBM to Serial	\$29.00
Parallel to Parallel	\$29.00
Serial to Serial	\$29.00
Grappier Plus	\$129.00
PKASO	\$139.00
Atari to Modem Cable	\$29.00
CBM 64 to IEEE Board	\$79.00
Apple 80-Column Card	\$159.00
CBM Pet to Parallel	\$99.00
CBM Pet to Serial	\$89.00

#### PAPER SUPPLIES

1or2" Address Labels (Tract. Feed)	\$9.95
15" Report Paper (Tract. Feed)	\$24.95
8 1/2" Bink Wht Paper (Tract. Feed)	\$19.95

## HEWLETT PACKARD



HP41CV	\$209.00
HP 75	\$749.00
HP 41C	\$146.00
HP 10C	\$52.00
HP 11C	\$63.00
HP 12C	\$92.00
HP 15C	\$92.00
HP 16C	\$92.00

For HP41/41CV

HPIL Module	\$99.00
HPIL Cassette or Printer	\$359.00
Card Reader	\$144.00
Extended Functions Module	\$64.00
Time Module	\$64.00

## EPSON COMPUTERS

OX-10	CALL
HX-20	CALL



### \$209

### TIMEX SINCLAIR \$49.95 1000

16K Memory	\$44.95
2040 Printer	\$99.95
Vu-Calc	\$17.95
Mindware Printer	\$99.00

# WEST

1-800-648-3311



In NV call (702) 588-5654 Order Status Number: 588-5654  
Dept. 1015, P.O. Box 6689, Stateline NV 89449

No risk, no deposit on C.O.D. orders. Pre-paid orders receive free shipping within the U.S. continental United States with no waiting period for certified checks or money orders. Add 3% (minimum \$5.00) shipping and handling on all C.O.D. and credit card orders. Larger shipments may require additional charges. NV and PA residents add sales tax. All items subject to availability and price change. We stock manufacturer's and third party software for most all computers on the market. Call today for our catalog.



# COMPUTER MAIL ORDER



**FRANKLIN**  
CALL  
ACE 1000 Color Computer  
ACE 1100 Drive & Cover for ACE 1000  
ACE 1200 Computer with Disk Drive  
ACE PRO PACK

ACE 1000, Disk Drive,  
80 Column Card, ACECalc &  
ACEWriter II  
**MICRO-SCI**  
App's & Franklin  
A2 ..... \$249.00  
A40 ..... \$349.00  
A70 ..... \$459.00  
C2 Controller ..... \$79.00  
C47 Controller ..... \$89.00

**RANA**  
Elite I (Apple/Franklin) ..... \$279.00  
Elite II (Apple/Franklin) ..... CALL  
Elite III (Apple/Franklin) ..... CALL

**VISICORP**  
FOR APPLE, IBM & FRANKLIN  
Visidisk ..... \$189.00  
Visifile ..... \$189.00  
Visiplot ..... \$159.00  
Visiform ..... \$39.00  
Vistrend/Plot ..... \$229.00  
VisiSchedule ..... \$229.00  
Desktop Plan ..... \$189.00  
Visicalc (Apple, IBM, CBM) ..... \$179.00  
Visicalc 4 (IBM) ..... \$209.00  
Visicalc Advanced IIe ..... \$309.00  
Stretch Calc ..... \$89.00  
Visicorp prices for IBM may vary slightly.

**LJK**  
Letter Perfect Apple ..... \$109.00  
Data Perfect Apple ..... \$75.00

**AXLON**  
Apple/Franklin 128K Ram ..... \$299.00  
Apple/Franklin Ram Disk ..... \$729.00  
**MPC**  
Bubdisk (128K Non-Volatile) ..... \$649.00

**JOYSTICKS**  
**WICO**  
Joystick ..... \$21.95  
Famous Red Ball ..... \$23.95  
Power Grip ..... \$21.95  
Three-Way Deluxe ..... \$22.95  
Atari/VIC Trackball ..... \$34.95  
Apple Trackball ..... \$59.95

**KRAFT**  
Atari Single Fire ..... \$13.00  
Atari Switch Hitter ..... \$16.00  
Apple Joystick ..... \$44.00  
Apple Paddles ..... \$39.00



**Commodore**  
CBM 8032  
\$599  
CBM64 ..... \$219  
VIC 20 ..... \$99  
CALL ON  
Executive 64 Portable

1520 Color Printer/Plotter ..... \$169.00  
1525 80 Column Printer ..... \$219.00  
1526 ..... \$319.00  
1530 Datasette ..... \$69.00  
1541 Single Disk Drive ..... \$249.00  
1600 VIC Modem ..... \$59.00  
1650 AD/AA Modem ..... \$89.00  
1701 14" Color Monitor ..... \$249.00  
Pet 64 ..... \$569.00  
Pet 4032 ..... \$599.00  
CBM 8032 ..... \$599.00  
Super Pet ..... \$999.00  
B128-80 ..... \$769.00  
Bx256-80 ..... \$969.00  
2031 ..... \$299.00  
4040 ..... \$699.00  
8050 ..... \$949.00  
8250 ..... \$1199.00  
9060 ..... \$1999.00  
9090 ..... \$2199.00  
4023 ..... \$379.00  
6400 ..... \$1399.00  
64K Upgrade ..... \$269.00  
Spell Master ..... \$149.00  
Z-Ram ..... \$549.00  
Silicon Office ..... \$749.00  
The Manager ..... \$209.00  
Soft Rom ..... \$129.00  
Jinsam ..... CALL  
Call Result 64 ..... \$139.00

**PROFESSIONAL SOFTWARE**  
Word Pro 2 Plus ..... \$159.00  
Word Pro 3 Plus ..... \$189.00  
Word Pro 4 Plus ..... \$279.00  
Word Pro 5 Plus ..... \$279.00  
InfoPro ..... \$179.00  
Administrator ..... \$399.00  
Power ..... \$79.00  
Word Pro 64 Plus ..... \$65.00

**CARDCO**  
for VIC 20/64  
Light Pen ..... \$32.00  
Cassette Interface ..... \$29.00  
Parallel Printer Interface ..... \$69.00  
3 Slot Expans. Interface (20) ..... \$32.00  
6 Slot Expans. Interface (20) ..... \$79.00



**ATARI HOME COMPUTERS**  
ATARI 600XL ..... \$149  
ATARI 800XL ..... \$269  
ATARI 1200XL ..... CALL  
ATARI 400 ..... CALL  
ATARI 800 ..... CALL

1010 Program Recorder ..... \$74.00  
1020 40 Col. Printer/Plotter ..... \$249.00  
1025 80 Col. Printer ..... \$449.00  
1027 Letter Quality Printer ..... \$299.00  
1050 Disk Drive ..... \$379.00  
1030 Direct Connect Modem ..... CALL  
CX30 Paddles ..... \$12.00  
CX40 Joystick ..... \$6.00  
CX42 Remote Joystick ..... CALL  
CX77 Touch Tablet ..... \$69.00  
CX80 Trak Ball ..... \$49.00  
CX85 Keypad ..... \$105.00  
CX418 Home Manager ..... \$69.00  
CX488 Communicator II ..... \$229.00  
KX7098 Atari Accountant ..... \$209.00  
KX7101 Entertainer ..... \$69.00  
KX7102 Arcade Champ ..... \$75.00

**PERCOM**  
DISK DRIVES FOR ATARI  
AT88-S1 ..... \$369.00  
AT88-A1 ..... \$299.00  
AT88-S2 ..... \$569.00  
AT88-S1 PD ..... \$469.00  
AT88-S2 PD ..... \$669.00  
AT88-DDA ..... \$139.00  
AT44-S1 ..... \$579.00  
AT44-S2 ..... \$969.00  
TEXAS INSTRUMENTS DRIVE  
TX 99-S1 ..... \$349.00  
**RANA**  
1000 Atari Disk Drive ..... \$319.00

**ALIEN**  
Atari Voice Box ..... \$119.00  
Apple Voice Box ..... \$149.00

**MEMORY BOARDS**  
Axlon 32K Ram ..... \$59.00  
Axlon 48K Ram ..... \$99.00  
Axlon 128K Ram ..... \$299.00  
Intec 32K Board ..... \$59.00  
Intec 48K Board ..... \$85.00  
Intec 64K Board (400 only) ..... \$99.00  
Intec Real Time Clock ..... \$39.00

**DISK & CART HOLDERS**  
Flip-n-File 10 ..... \$4.00  
Flip-n-File 50 ..... \$19.00  
Flip-n-File 400/800 Cart ..... \$19.00

**FLOPPY DISKS**  
**MAXELL**  
MD-1 ..... \$32.00  
MD-2 ..... \$44.00  
FD-1 (8") ..... \$40.00  
FD-2 (8" DS DD) ..... \$50.00

**ELEPHANT**  
5 1/4" SS SD ..... \$18.95  
5 1/4" SS DD ..... \$24.95  
5 1/4" DS DD ..... \$29.95

**VERBATUM**  
5 1/4" SS DD ..... \$26.00  
5 1/4" DS DD ..... \$36.00  
**HEAD**  
Disk Head Cleaner ..... \$14.95

## C.M.O. TOP 80

- APPLE/FRANKLIN**
1. Choplifter ..... \$27.00
  2. Bank Street Writer ..... \$55.00
  3. PFS: File ..... \$89.00
  4. Visicalc ..... \$179.00
  5. Home Accountant ..... \$55.00
  6. Zaxxon ..... \$29.00
  7. Most Amazing Thing ..... \$28.00
  8. Visifile ..... \$189.00
  9. Fathoms 40 ..... \$19.00
  10. Deadline ..... \$35.00
  11. PFS: Report ..... \$39.00
  12. Zork III ..... \$29.00
  13. Frogger ..... \$24.00
  14. Facemaker ..... \$24.00
  15. Snooper Troops #1 ..... \$32.00
  16. Delta Drawing ..... \$35.00
  17. Castle Wolfenstine ..... \$24.00
  18. Wayout ..... \$29.00
  19. Canyon Climber ..... \$19.00
  20. Bandits ..... \$26.00

- CBM 64**
1. Word Pro 64 ..... \$65.00
  2. Jumpman ..... \$29.00
  3. Gorf (20/64) ..... \$14.95
  4. Microspec Data Base 64 ..... \$69.00
  5. Logo 64 ..... \$39.00
  6. Microspec Gen. Ledger 64 ..... \$79.00
  7. Zork III ..... \$29.00
  8. Frogger (64) ..... \$33.00
  9. Quick Brown Fox (20/64) ..... \$45.00
  10. Shamus ..... \$29.00
  11. Deadline ..... \$29.00
  12. Assembler 64 ..... \$14.95
  13. Zork II ..... \$29.00
  14. 3-D Man ..... \$14.00
  15. Protector ..... \$32.00
  16. Starcross ..... \$29.00
  17. Easy Mail 64 ..... \$14.95
  18. Grave Robber ..... \$11.00
  19. Wall Street ..... \$19.00
  20. Trash Man ..... \$32.00

- ATARI**
1. Donkey Kong ..... \$39.00
  2. Zaxxon ..... \$29.00
  3. E.T. Phone Home ..... \$39.00
  4. Miner 2049er ..... \$35.00
  5. Dig Dug ..... \$33.00
  6. Choplifter ..... \$29.00
  7. Donkey Kong, Jr. ..... \$39.00
  8. Canyon Climber ..... \$25.00
  9. Snooper Troops #2 ..... \$34.00
  10. Word Wizard ..... \$59.00
  11. Picnic Paranoia ..... \$34.00
  12. Jumpman ..... \$29.00
  13. Shamus ..... \$34.00
  14. Letter Perfect ..... \$109.00
  15. File Manager 800 ..... \$69.00
  16. Preppie ..... \$24.00
  17. Astro Chase ..... \$25.00
  18. Blade/Black Hole ..... \$27.00
  19. Pac Man ..... \$33.00
  20. Baja Buggies ..... \$25.00

21. Crush, Crumble & Chomp ..... \$24.00
22. Wayout ..... \$27.00
23. Zork II ..... \$29.00
24. Visicalc ..... \$159.00
25. Atari Writer ..... \$79.00
26. Three Little Pigs ..... \$25.00
27. Upper Reaches of Apshei ..... \$16.00
28. Starbowl Football ..... \$24.95
29. Dreibs ..... \$34.00
30. Protector ..... \$34.00
31. Frogger ..... \$25.00
32. Lunar Leaper ..... \$24.00
33. Wizard of Wor ..... \$34.00
34. Kindercomp ..... \$21.00
35. Moon Shuttle ..... \$22.00
36. Home Accountant ..... \$55.00
37. Temple of Apshei ..... \$29.00
38. Spell Wizard ..... \$39.00
39. Nautilus ..... \$26.00
40. O'Riley's Mine ..... \$22.00

**= EAST =**

**1-800-233-8950**

In PA call (717)327-9575 Order Status Number: 327-9576  
Dept. 1015, 477 E. Third Street, Williamsport, PA 17701

International Orders: All shipments outside the continental United States must be pre-paid by certified check only. Include 3% (minimum \$5.00) shipping and handling. Educational Discounts: Additional discounts are available from both Computer Mail Order locations to qualified Educational Institutions. APO & FPO: Add minimum \$5.00 shipping and handling.






# PRODUCTS from MICRO

Revised edition now available! All new text added to the original atlas and gazetter...

## "What's Where in the Apple"

A Complete Guide to the Apple Computer.




This revised edition of the famous Apple Atlas will:

- provide you with more information on the Apple's memory than is available elsewhere
- guide you with a numerical Atlas and an alphabetical Gazette — to over 2000 memory locations of PEEKs, POKEs and CALLs
- give you names and locations of various Monitor, DOS, Integer BASIC and Applesoft routines and tells you what they're used for
- enable you to move easily between BASIC and machine language
- guide you through the inner workings and hidden mechanisms of the Apple

## Get the most out of your Apple with the "MICRO on the APPLE" series...

This series of books for the APPLE computer is the best source of Apple specific programming aids, utilities, enhancements, games and much more. MICRO has taken the best APPLE material ever published in MICRO magazine and brought it together in this three volume series.



### Volume 1 allows you to —

Round and format numbers accurately, get lower-case letters and punctuation into Applesoft strings or play the hit game "Spelunker"

### Volume 2 lets you —

Speed up machine-language programming using five powerful machine-language aids, add additional editing and I/O features, or play the intriguing game "GalactiCube"

### Volume 3 gives you more —

Machine-language aids, I/O enhancements, graphics and games

Each volume comes complete with diskette to save you the time of typing hundreds of lines of code.

If you use to an APPLE computer you should own these books.


Retail price .....\$24.95

The Atlas and the All New Guide are now available in one 256-page Wire-O-Bound book for only \$24.95.

All Apple users will find this book helpful in understanding their machine and essential for mastering it.

Retail price .....\$24.95

If you own the original What's Where in the Apple purchase The Guide to complete your edition. This 128-page Wire-O-Bound version contains all the new material to be used with the memory map and atlas.



Don't miss this opportunity to complete your edition of What's Where in the Apple.

Order your copy of The Guide now.

Retail price .....\$9.95

FOR EASY ORDERING


CALL TOLL FREE

1-800-345-8112

(IN PA 1-800-662-2444)

MasterCard and VISA Accepted

AND now the "MICRO on the APPLE" series is available as a boxed set.



All three volumes are packaged in an attractive box with the 110 programs on one diskette.

The set is available at a 20% savings off the individual price.

Retail price .....\$59.95

Use postage paid card opposite page 95 to order your Micro subscription today


## Hardware Catalog

### A New Expansion Unit for the Commodore, VIC-20 and Personal Computer

Computer Place has announced the release of a new **VIC-20 Expander**. It differs from the others because it has such built-in features as four high-quality positively keyed connector slots for full memory expansion and utility cartridges; gold-plated contact fingers for solid, long-lasting connection; an on-board RESET button that allows the restart of the VIC-20 without turning off the computer; four individual slot ON/OFF control switches, which are arranged for easy access and designed with fingertip control rather than pentip; an external power supply hook-up provision with a two-way power source switch; and a fuse block for overload and short protection.

\$54.95

Computer Place  
23914 Crenshaw Blvd.  
Torrance, CA 90505  
(213) 325-4754



### 64K of Memory for Your Color Computer

Flexible Computer Solutions will install 64K of memory in your *Color Computer*. F.C.S. will also include a program to copy your ROM(s) to RAM and instructions on how to turn the upper 32K of RAM on and off. Extended BASIC and Disk BASIC are *not* required: *Note:* your upgraded 64K machine will behave like a standard 32K machine as far as BASIC is concerned, except that you can copy the ROM(s) to RAM and then PEEK and POKE to the RAM where BASIC does not sit; or you can actually modify BASIC if you wish. Programs that are set up to use 64K such as *Flex* and *Master Writer* will have access to the full 64K. F.C.S. will also do repairs.

For 4K, 16K, or 32K "D" or "E" boards or 16K "F" boards.  
\$89.00 plus \$5.00 shipping. 90-day guarantee.

Flexible Computer Service  
1410 W. North Loop #108  
Austin, TX 78756  
(512) 458-9783

### Super RAM for Atari

Mosaic Electronics, Inc., announces its second release in the RAM Select series. Named the **Mosaic 64K RAM Select**, this new board will plug into both the *Atari 400* and *800*. Atari 800 owners can plug up to three Select boards into their computer for 196,608 bytes of useable RAM. The Mosaic 64K RAM Select is totally bus-compatible for use with Atari 16K and/or Mosaic 32K RAM boards. Atari 800 owners can use the board to simulate the Atari 1200 architecture or configure the board for super powerful bank selection. The 64K Select is compatible with both 8K and 16K ROM cartridges and installs without solder. Used with the Mosaic Adapter, 48K Atari 800 owners will have 112K RAM.

64K Select owners will have access to the "Select" club that includes a monthly newsletter covering new applications for the board and a program library that includes selections such as **HANDYMAN**, **SUPERDRIVE**, and **THE MEMORY MANAGER**.

Mosaic Electronics, Inc.  
P. O. Box 708  
Oregon City, OR 97045

### Color Disk Drives for the Extended BASIC Color Computer

The **Color Disk Drive** from Radio Shack turns the Extended BASIC *Color Computer* into a disk system at a new low price. A Color Disk Drive gives 156,672 characters of user storage for program and data files. It can also be used with color-disk software.

Easy to install, the Color Disk Drive controller Program Pak is plugged into the Color Computer's cartridge port. The Color Disk Operating System is completely contained in the controller Program Pak, so the full 156K-byte disk capacity is available for on-line storage.

The first drive comes with one 5¼-inch double-density, 35-track floppy disk drive, plug-in Program Pak cartridge with cable, one blank 5¼-inch diskette, reference manual, and operator's instructions. Included cable allows up to two drives on a system.  
The Color Disk #0 Kit \$399.95  
(26-3022)

The Color Disk #1, 2, or 3 \$279.95  
(26-3023) (requires Disk #0)

Tandy Corporation/Radio Shack  
1800 One Tandy Center  
Fort Worth, TX 76102

# Hardware Catalog (continued)

## The Apple Blooms! for the Apple II and IIe

Hollywood Hardware's new program development package installs such crucial professional features as a Global Program Line Editor, definable Function Keys, Output Formatting, and Structured Program Aids with one special firmware card. The package requires no disk loading and uses no memory space, yet speeds editing up to five times, using Insert, Delete, Search, Replace, and more. Powerful macros perform common tasks like Catalog and List with one keystroke, and you can program and nest custom macros to produce complex command sequences.

Additional "&" utilities extend Applesoft (e.g., "IF, THEN, ELSE", and "PRINT USING"), perform Searches, Number-Base Conversions, Garbaged Program Recovery, and others.

Future utilities from Hollywood

Hardware (including: Renumber, Append, Disk Diagnostics, etc.), and user programs are supported with a documented memory manager and six open sockets totalling 24K of ROM expansion capabilities.

\$190.00

Hollywood Hardware  
6842 Valjean Avenue  
Van Nuys, CA 91406  
(213) 989-1204

## Apple Computer Announces A New Monitor for the Apple II Personal Computer

Apple Computer, Inc. has announced a new monochrome video display designed to blend aesthetically with its *Apple II* family of personal computers. The newly-styled **Monitor II** features superior resolution for 80-column text

and graphics display, an anti-reflective, high-contrast screen, and a tilt mechanism for adjusting the screen's angle.

The monitor's 12-inch screen displays up to 24 80-character lines of text and high-resolution graphics in P31 green phosphor, a color that minimizes eyestrain. The monitor's tilt mechanism and anti-reflective, high-contrast screen also help to reduce eye fatigue in a variety of lighting situations.

The Monitor II can be used with any Apple II, Apple II+, or Apple IIe computer. Every Apple IIe computer comes with a video cable that allows the monitor to be easily connected to the computer's back panel. Video cables that were provided with Apple II and Apple II+ computers also work with the new monitor.

\$229.00 (90-day warranty)

Apple Computer, Inc.  
20525 Mariani Avenue  
Cupertino, CA 95014  
(408) 973-2042

# ADD 60 COMMANDS TO YOUR COMMODORE 64 WITH:

## grafDOS

An enhanced disk operating system adds 40 *NEW* commands to both **BASIC** and **DOS!** Includes easy to use Disk Commands, **HIRES** Graphics, **LORES** Graphics, Text and Sprites.

## MINIMON

A powerful machine code monitor which adds 20 *NEW* commands to examine memory, disassemble, text dump, mini-assembler and *MORE!*

**ONLY \$39<sup>95</sup>**

MINIMON available separately for ..... \$19.95

### DUST COVERS

Attractive, brown vinyl covers.

COMPUTER or DRIVE .....	\$7.95
OLD STYLE DATASETTE .....	\$3.95
NEW STYLE DATASETTE .....	\$3.95
1525 PRINTER.....	\$7.95

Send for our **FREE** catalog  
of the lowest prices for:

CBM-64 GAMES • NEW PRODUCTS  
VIC-20 GAMES • BOOKS  
AND MORE!



### INTERESTING SOFTWARE

21101 S. Harvard Blvd.  
Torrance, CA 90501  
(213) 328-9422

Visa/MC/Check/Money Order — Add \$2.00  
CA residents add 6½% sales tax  
DEALER INQUIRIES INVITED

# Hardware Catalog (continued)

## The InterFacer by Data-Cue for the Apple II

The InterFacer by Data-Cue provides Apple II owners with an affordable solution to interfacing and communications. The InterFacer provides one fully programmable serial communications port. The port supports synchronous/asynchronous communications as well as both the RS-232 and the RS-422 electrical standards. The InterFacer also provides two complete parallel printer ports.

The InterFacer comes with software drivers for printers as well as a terminal emulator for communications with remote computers. This allows the connecting of a modem, high-speed data processing printer, and word-processing printer to the Apple II or Apple IIe all at the same time using a single board.

\$95.00

Data-Cue  
5696 HWY 431 South  
Brownsboro, AL 35741  
(205) 883-2933

## The RAINBO-256 Analogue RGB Video Interface for the Apple II+ and Apple IIe

The RAINBO-256 is a high-resolution analogue RGB interface card designed to interface from Apple II+, IIe computers to Electrohome, Taxan, and other similarly interfaced color video monitors.

Conventional video monitors are composite in nature, meaning that the video signal is not separated into red, green, and blue signals (thus the name RGB). Further, using conventional monitors will limit you to the number of colors available at the output of the computer — in Apple's case only 16 colors.

The RAINBO-256 eliminates a number of problems inherent in the video circuits of the Apple, Franklin, or other look-a-likes. The video output generally is not 'clean,' meaning that there is substantial smearing among the colors. Further, when in the color hi-res mode, text takes on a variety of hues instead of being white like they

should be. The RAINBO-256 solves all of these problems in one slot.

The RAINBO-256 is also programmable, unlike any other RGB board on the market today. Instead of being limited to the computer's color capabilities, the RAINBO-256 may be programmed for 256 individual colors by addressing 16 additional memory locations that the RAINBO-256 adds to the Apple.

As the output connector differs from Taxan and Electrohome, when ordering the RAINBO-256, specify the model you wish: RAINBO-256-E for the Electrohome or RAINBO-256-T for the Taxan.

The RAINBO-256 in either configuration retails for \$279.00 and is available from your authorized MICROTEK dealer.

\$279.00

MICROTEK  
4750 Viewridge Avenue  
San Diego, CA 92123  
(619) 569-0900

**MICRO**

# Take off and fly with the MACH-9

The 6809 adaptor for AIM-65\*

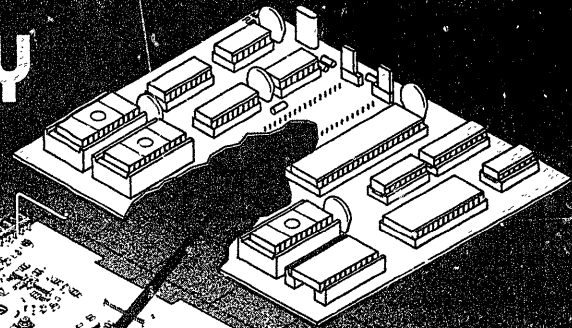
**"Just Released"**

**MACH-9 Control Pascal**  
A superset of standard Pascal  
No rom expansion board necessary

Introductory Price \$69.00 plus \$5.00 S&H US and Canada

In Europe contact:  
SKYLAB S.r.l. • Via M. Gioia 66  
20125 Milano Italy • Tel. (02/688.38.06)  
Telex 335535 SKYLAB I

\*AIM-65 is a trademark of Rockwell International



### MACH-9 Features:

- 6809 CPU Plug-in assembly
  - Superset of AIM monitor
  - Full two pass assembler
  - Enhanced cut and paste editor
  - All chips socketed
  - Extra 2-K static ram
  - I/F sockets for roms
- \$289.00 plus 6.00 S&H\*\*\* US and Canada

For more information Contact:  
Modular Mining Systems, Inc. • 1110 E. Pennsylvania St.  
Tucson, Arizona • 85714 • (602) 746-0418

In the UK Contact:  
RCS Microsystems Ltd. • Gresham House  
Twickenham Rd. • Feltham Middlesex  
TW13 6HA • 01-898-3775.



\*\*\*\$20.00 S&H for overseas.

\*\*Byte Magazine Sept. 1981, pg. 192



# MICRO™

## Software Catalog

### New Weather-Sensing Package for Commodore 64 and VIC-20


Designed for use with *Commodore 64 and VIC-20 computers*, the new **HAWS** (Home Automatic Weather Station) from Vaisala combines a professional quality weather sensor with a creative software package that teaches, forecasts, and graphically displays weather. More than a toy or game, **HAWS** utilizes the same weather sensor used by weather services in 60 countries worldwide. In addition, **HAWS** represents the first personal computer application utilizing an external sensing device, allowing the user to interact and analyze input that is not contained in his computer or the software itself.

**HAWS** allows the user to monitor weather conditions inside or outside the home as well as allowing the user to interact with the

software program to help predict and cope with changing weather conditions. **HAWS** even allows the user to rate his/her forecasting performance against the local weatherman's predictions.

**HAWS** is an excellent educational tool for teaching meteorology concepts and for learning about weather, either in the home or in the classroom. In addition, **HAWS** can also be used to monitor and control indoor living space, greenhouses, and office environments, etc.

Priced at \$199.95, the package includes sensor, choice of cassette tape or floppy disk program, 15-foot cable with connector for the computer, and complete user manual. For more information including dealer inquiries, write or call Consumer Products, Vaisala, 2 Tower Office Park, Woburn, MA 01801; (617) 933-4500.



### A Powerful Software Tool from Soft Path Systems

**BRAINSTORMER** for the *Apple II* with CP/M is a powerful software tool for generating potential solutions to complex problems. It works by building a description of a problem in terms of the themes and variations that affect its solution. The description of the problem is "probed" by **BRAINSTORMER** to generate ideas about potential solutions to the problem. The user refines the process by controlling the occurrence of particular themes and variations until a sufficient quantity of potential solution strategies is produced. Up to ten billion "idea probes" can be generated for any user-specified problem.

Potential applications for **BRAINSTORMER** include increasing flexible thinking, discovering new products, targeting new markets, and exploring organizational problems.

**BRAINSTORMER** is available for TRS80 I, III, and IV and for CP/M 80-column monitor machines including *Apple II*, *Osborne I*, and *Kay-Pro II*. All systems require MBASIC, two drives (5 1/4 SS or SD only), and 48K.

This friendly and helpful package, complete with User's Guide and example files, sells for \$50.00 if used on a single machine. A program with concurrent group license for 2-10 machines used by a single organization costs \$100.00. It is available from Soft Path Systems, c/o Cheshire House, 105 North Adams, Eugene, OR 97402; (503) 342-3439.

### Store Tape-based Machine-Language Programs on Disk

**DISK LOADER** for the *TRS-80 Color Computer* loads most 16K machine-language programs from tape to disk. This new program takes tape-based machine-language programs, stores them on disk, and allows them to run automatically. **DISK LOADER** is especially designed to load programs that interfere with normal disk operation. It saves multiple copies, allows renaming the program, and automatically gives program load and execute addresses. **DISK LOADER** is supplied on tape with easy-to-operate instructions and works with any 32K or 64K *Color Computer* disk system.

Price is \$13.95 ppd from Stuart Hawkinson, 6695 S. W. 203rd Court, Aloha, OR 97007.

### Three Game-Format Programs to Strengthen Math Skills

**Arith-Magic** for the *Commodore 64* with 64K and one disk drive or tape recorder consists of three interactive game-format programs that strengthen basic math skills for elementary/intermediate level and above. **Arith-Magic** provides enrichment opportunities for abler students through experimentation with mathematical patterns.

Price is \$35.00 for one disk or tape and manual. Available from Quality Educational Designs, P. O. Box 12486, Portland, OR 97212-0486; (503) 287-8137.

(Continued on page 92)



# VICTORY SOFTWARE

## INTRODUCES

### THE EARTH WARRIOR SERIES

#### **METAMORPHOSIS \$19.95**

You stumbled into the nest of the Cyglorx and find yourself fighting off robot tanks guarding the Cyglorx eggs. You think you have everything under control and then the eggs start hatching. Commodore 64 version features 4 different screens. Available for COMMODORE 64 and VIC-20. Played with JOYSTICK.



#### **CREATOR'S REVENGE \$19.95**

The creator assembled a massive army of robots and insects to take revenge on the earth. Destroy insects, get treasures, and get the neutron bomb deactivator. Battle robots and destroy the neutron bomb before it annihilates your city. Miss and you must face the mutants. Features 4 different screens. Available for COMMODORE 64. Played with JOYSTICK.

#### **LABYRINTH OF THE CREATOR \$19.95**

Journey into the most complex and dangerous fortress ever build by the creator. You will encounter deadly robots, skulls, lakes, avalanches, false creators, and a creature who roams 256 rooms relentlessly pursuing you. Available for COMMODORE 64. Played with JOYSTICK.

#### **BOUNTY HUNTER \$19.95**

An adventure in the Old West. Journey back with us into the days of Jessie James and Billy the Kid where the only form of justice was a loaded revolver and a hangman's noose.

In this full-length text adventure, you play the role of Bounty Hunter, battling against ruthless outlaws, hostile Indians, wild animals and the elements of the wilderness with only your wits and your six gun. Average solving time: 20-30 hours. If you love adventures, this one is a real treat.

Available for COMMODORE 64 and VIC-20 (with 8K or 16K expander). Played with Keyboard.



#### **CAVE ROCKS \$14.95**

Earth's surface is threatened by collapse from a strange group of creatures who bore out the earth's crust to make their dens. Your objective is to enter the creature's habitat and spin the invaders to death. Available for COMMODORE 64. Played with JOYSTICK.

Programs for the VIC-20 and the COMMODORE 64.

All games available on TAPE or DISK.

All Arcade-Style games are packed full of MACHINE CODE.

#### **KONGO KONG \$19.95**

Climb ladders, avoid the barrels the crazy ape is rolling at you, and rescue the damsel. Commodore 64 version features 4 different screens!

Available for COMMODORE 64 and VIC-20. Played with JOYSTICK or KEYBOARD.



#### **GRAVE ROBBERS \$19.95**

Introducing the first GRAPHIC ADVENTURE ever available for the VIC-20 or COMMODORE 64! With realistic audio-visual effects, you explore an old deserted graveyard and actually see the perils that lie beyond. Available for COMMODORE 64 and VIC-20. Played with KEYBOARD.

#### **GROMPER MAN \$19.95**

Don't let the bullies catch you as you gobble the goodies! This program has 8 screens and still fits in the standard memory.

Available for COMMODORE 64 and VIC-20. Played with JOYSTICK or KEYBOARD.



Illustrations: Elizabeth Hauck

Check your LOCAL DEALER or order directly.

ORDERING: We accept personal checks, money orders, VISA, and MASTERCARD. Charge orders please include number and expiration date. Overseas orders please use charge or have check payable through a U.S. bank. Add \$1.50 postage and handling per order. PA residents please add 6% sales tax.



VICTORY SOFTWARE INC.  
7 Valley Brook Road, Paoli, PA 19304  
(215) 296-3787

## Software Catalog (continued)

### HODGE PODGE Now Available for the Atari

DYNACOMP announces that **HODGE PODGE** is now available for the Atari. **HODGE PODGE** was originally written for the Apple and was well accepted by both parents and teachers. It was given top grades by several reviewers and has been included in many elementary school curriculums.

The Atari version of **HODGE PODGE** is almost an exact translation of the Apple version. All of the sound, color, and graphics features have been retained.

The Atari version requires 32K (cassette), 48K (disk) and will run on an Atari 400, 600, 800, or 1200 having sufficient memory. Recommended age range: 2-7.

Price: \$14.95 (cassette), \$18.95 (disk). For more information contact DYNACOMP, Inc., 1427 Monroe Ave., Rochester, NY 14618; (716) 442-8960.

### Oh No! It's TROMPERS

**TROMPERS** from Avant-Garde is a new game for the Apple, Atari, and Commodore. Hundreds of practical-joking space critters are falling from the sky! Can you help Arnold Stump, the local dog catcher, snare them before they take over the entire city? Armed with only a net and your own skills, it's you and Arnold versus **TROMPERS**!

Available from your local dealer or from Avant-Garde Creations, Inc., P.O. Box 30160, Eugene, OR 97403; (503) 345-3043.

### A Grade- and Attendance-Management Package

**GradeCalc** is a grade- and attendance-management package for the Apple, Atari, and Commodore 64. It is designed to free the teacher from many of the time-consuming tasks of record keeping. Grade filing and reporting are set up in a flexible manner to accommodate any teacher's existing gradebook format.

With **GradeCalc** the teacher has on file all the raw grades and assignment information. This file can then average grades using a variety of methods.

**GradeCalc** maintains attendance records in the same flexible manner as grade records. The teacher can recover a variety of reports based on the attendance records. These

reports include cumulative totals of all attendance records and problem reports based on excessive absences of other problems.

The **GradeCalc** package is available on disk for Commodore 64, the 40- or 80-column CBM or PET computer, Apple II, Apple II Plus, or Apple IIe with at least 32K memory, and for the Atari 400, 800, or 1200 with 40K of memory. The price is \$29.95 for all versions except the Atari, which is \$34.95. Contact Tamarack Software, Inc., Water St. Darby, MT 59829; (406) 821-4596.

### A Color Compiler for the TRS-80C

Computerware introduces **THE COLOR BASIC COMPILER** for the

(Continued on page 94)

## VIC-20 USERS: Get Serious With A PROMQUEEN


- A cartridge development system
- Comprehensive manuals
- Program from Commodore VIC-20 keyboard into built-in 4K ROM emulator
- Jumper to target ROM socket
- Test programs in circuit
- Fits EXPANSION PORT
- Includes Hexkit 1.0, a powerful 100% machine code editor/debugger utility program that makes coding for 8-bit Micros a snap.
- Built-in EPROM programmer and power supply
- Burns & runs EPROMS for the Commodore VIC-20, too

Programs 2716, 2732, 2732A, 27C16, 27C32, adaptable to 2532 & 2764

**PROMQUEEN CARTRIDGE COMPLETE ONLY \$199**

	US	Canada
Promqueen 64	\$299.00	\$399.00
8K board with 1 EPROM	\$29.95	\$39.95
16 board with 1 EPROM	\$39.95	\$49.95
8K board with 1 EPROM. CS4	\$39.95	\$49.95

Send for Free Brochure



**GLOUCESTER  
COMPUTER, INC.**

Distributed in U.S. by Arbutus Total Soft, Inc., 4202 Meridian, Suite 214, Bellingham, WA 98226. Phone 800-426-1253, in Washington 206-733-0404  
Distributed in Canada by IBC/Distribution Canada, 4047 Cambie St., Vancouver, BC V5Z 2X9. Phone 604-879-7812

## Alspa Computer, Inc.

Price-performance leader. Includes Z80A, 8" ds/dd drives, 3 serial + 1 parallel port, winchester port, networking. Prices start below \$1500. DEALER / OEM inquiries invited.

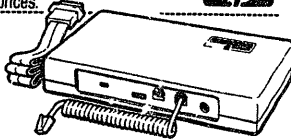
### SPECIALS ON INTEGRATED CIRCUITS

6502	7.45	10/ 6.95	50/ 6.55	100/ 6.15
6502A/6512A	8.40	10/ 7.95	50/ 7.35	100/ 6.90
6520 PIA	5.15	10/ 4.90	50/ 4.45	100/ 4.15
6522 VIA	6.45	10/ 6.10	50/ 5.75	100/ 5.45
6532	7.90	10/ 7.40	50/ 7.00	100/ 6.60
2114-L200	2.45	25/ 2.30	100/ 2.15	
2716 EPROM	4.90	5/ 4.50	10/ 4.00	
2532 EPROM	2.90	5/ 6.75	10/ 6.45	
6116 2Kx8 CMOS RAM	6.90	5/ 6.75	10/ 6.45	
4116 RAM			8 for 14	
4164 RAM			6.50	
Zero Insertion Force 24 pin Socket (Scanbe)			2.00	

## Hewlett Packard

Write or call for prices.

### Anchor Automation Signalman Modems




### FREE SOURCE MEMBERSHIP WITH SIGNALMAN

All Signalman Modems are Direct Connect, and include cables to connect to your computer and to the telephone. Signalman Modems provide the best price-performance values.

Dealer and OEM inquiries invited

Volkmodem	(79)	55
RS232 or Atari Cable for Volkmodem		9
Mark I RS232	(99)	59
Mark VI for IBM Personal Computer	(279)	179
Mark VII Auto Dial/Auto Answer	(159)	89
Mark XII Smart Model 1200/360	(399)	295

DC HAYES Smartmodem	219
DC Hayes Smartmodem 1200/300	529



FROM QUEEN for VIC	173
Apple Emulator for Commodore 64	Call
STAT! Statistics Package for C64	95
Solid Oak 2 Level Stand for C64 or VIC	29
C64/VIC Switch (networking)	125
BACKUP V1.0 tape copier for C64 or VIC	20
CARDBOARD/S Motherboard - VIC	64
CARDBOARD/S Motherboard - C64	56
CARDPRINT Printer Interface - C64/VIC	64
CARDBOARD/3s Motherboard - VIC	32
CARDCO C64/VIC Calculator Keypad	32
CARDRAM/16 RAM Expansion - VIC	64
Complete CARDCO Line in stock	
CIE and VIE IEEE Interfaces in stock	
BASM Compiler/Assembler for C64	89

## APPLE—FRANKLIN ITEMS

KRAFT Apple Joystick	40
16K RAM Card for Apple	59
Solid Oak 2 Level Stand for Apple	29
Serial Card for Apple	99
16K RAM/80 column card for IIE (AP/TXT)	139
Z80 Softcard and CP/M (Microsoft)	235
RANA Elite I with Controller	369
Parallel Printer Interface/Cable	79
Apple Dumping (Microtek) Printer Interface	115
Apple Dumping with 16K Buffer	160
Grappler + Interface	129
Kraft Products for Apple in stock	
DC Hayes Micromodem II	299
PFS: File	100
PFS: Report	100
Videx 80 Columns Card	209
Hayden Software for Apple 20% OFF	
Apple Blue Book	19

215-822-7727

252 Bethlehem Pike.  
Colmar, PA 18915

# A B Computers

## Commodore

See us for Personal, Business, and Educational requirements. Educational Discounts available.

### PETSCAN I \$245 base price

Allows you to connect up to 30 CBM/PET Computers to shared disk drives and printers. Completely transparent to the user. Perfect for schools or multiple word processing configurations. Base configuration supports 2 computers. Additional computer hookups \$100 each.

### COMPACK/STCP \$115

Intelligent Terminal Package for PET, CBM, C64  
Includes ACIA Hardware / STCP Software

### VE-2 IEEE to Parallel Interface 110

Includes case, power supply, full 3-bit transmission, and switch selectable character conversion to ASCII.

### VIDEO ENHANCER for Commodore 64 69

Realize video quality equal or better than composite monitor using standard color TV.

### SCREEN MAKER 80 Column Adapter for C64 145

Provides big screen capability for business applications.

### GENISIS Computer Corp

VIC controller (for C64 as well) 50

combine with BSR modules for home or business control

COMSENSE Remote Sensing Adapter for C64 or VIC 35

COM VOICE Synthesizer for C64 or VIC 139

includes software for test to speech, pitch, etc.

COM CLOCK Real Time Clock with battery backup 45

### VIC 20 Products and Software in stock

Thorn EMI Software UMI Software

ABACUS Software HES Software

16K RAM for VIC 64 Vanilla Pilot 27

### VICTORY Software for VIC and C64

Street Sweepers (VIC) 12 Kongo Kong (VIC) 16

Night Rider (VIC) 11 Cosmic Debris (VIC) 12

Annihilator 16 Adventure Pack I 16

Adventure Pack II 16 Metamorphosis 11

Educational Pack I 11 Trek 12

Strategy Pack I 16 Grave Robbers 12

### PAPER CLIP Word Processor 109

ORACLE Data Base with Batteries Included 125

Commodore 64 Programmers Reference Guide 16

MicroChess for C64—8 hours of play 19

Computer's First Book of PET/CBM 11

C64 or VIC SWITCH 125

POWER ROM Utilities for PET/CPM 78

WordPro 3+/64 69

WordPro 4+ - 8032, disk, printer 295

SPELLMASTER spelling checker for WordPro

VISICALC for PET, ATARI, or Apple 189

PET-TRAX PET to Epson Graphics Software 40

SM-KIT enhanced PET/CBM ROM Utilities 40

Programmers Toolkit - PET ROM Utilities 35

EASY CALC for C64 65

PET Spacemaker II ROM Switch 36

COPYWRITER Word Processor for C64 69

2 Meter PET to IEEE or IEEE to IEEE Cable 40

Dust Cover for PET, CBM, 4040, or 8050 8

Cmc Interfaces (ADA1100, ADA1450, SADI in stock)

Programming the PET/CBM (Computer) — R. West 20

Computer First Book of VIC 11

HES MODEM with Software 65

HES Software and Hardware in stock

UMI products in stock

### FlexFile for PET/CBM/ C64 \$110

Database, Report Writer with calculations, Mailing Lists.

FORTH for PET/C64 full FIG model — Cargill/Riley \$50

Metacompiler for FORTH for independent object code 30

KMMMA FASCAL IV.1 for PET/C64 95

EARL for PET/CBM Disk-based ASSEMBLER 65

Super Graphics — BASIC Language Extensions 45

Fast machine language graphics routines for PET/CBM

RAM/ROM for PET/CBM 1K \$75 8K \$90

Commodore Public Domain Software for C64 75

## DISK SPECIALS

Scotch (3M) 5" ss/dd	10/ 2.20	50/ 2.00	100/ 1.95
Scotch (3M) 5" ds/dd	10/ 3.05	50/ 2.80	100/ 2.75
Scotch (3M) 8" ss/dd	10/ 2.30	50/ 2.10	100/ 2.06
Scotch (3M) 8" ds/dd	10/ 2.85	50/ 2.70	100/ 2.65

### We stock VERBATIM DISKS

Write for Dealer and OEM prices.

Sentinel 5" ss/dd	10/ 1.90	50/ 1.85	100/ 1.80
Sentinel 5" ds/dd	10/ 2.55	50/ 2.50	100/ 2.45

### We stock Dysan disks

Wabash 5" ss/dd	10/ 1.60	50/ 1.55	100/ 1.45
Wabash 5" ds/dd	10/ 1.90	50/ 1.85	100/ 1.75
Wabash 8" ss/dd	10/ 2.00	50/ 1.95	100/ 1.85

### We stock MAXELL DISKS

Write for dealer and OEM prices.

Disk Storage Pages	10 for \$5	Hub Rings 50 for \$6
Disk Library Cases	8"—3.00	5"—2.25
Head Cleaning Kits	11	

### CASSETTE TAPES—AGFA PE-611 PREMIUM

C-10	10/ .61	50/ .58	100/ .50
C-30	10/ .85	50/ .82	100/ .70

### DATASHIELD BACKUP POWER SOURCE 265

Battery back up Uninterruptible Power Supply with surge and noise filtering. The answer to your power problems.

### Zenith ZVM-121 Green Phosphor Monitor 95

Zenith new color and monochrome monitors in stock

MultiPlan—IBM or Apple 185

Quadboard for IBM available

Peachtext 5000 Software Package 219

PFS Software for IBM and Apple in stock

VOTRAX Personal Speech System 280

VOICE BOX Speech Synthesizer (Apple or Atari)

CompuServe Subscription (5 hours free) 35

Dynax (Brother) DX-15 Daisy Wheel Printer 469

Itoh Prowriter Parallel Printer 379

Panasonic 1090 Printer with Correspondence Mode 319

USI CompuMOD 4 R F Modulator 39

Daisywriter 2000 with 48K buffer 1050

Many printers available (GEMINI-Star, Brother, OKI, etc.)

### We Stock AMDEK Monitors

Amdek DXY-100 Plotter 590

A P Products 15% OFF

Watanabe Intelligent Plotter 990 6-pen 1290

BROOKS 6 Outlet Surge Suppressor/Noise Filter 54

We stock Electrohome Monitors

Synertek SVM-1 Microcomputer 189

### ALL BOOK and SOFTWARE PRICES DISCOUNTED

Panasonic 12" Monitor (20 MHz) with audio 139

Panasonic CT-160 Dual Mode Color Monitor 259

### USI Video Monitors—Green or AMBER 20 MHz hi-res

Dealer and OEM inquiries invited

## ZENITH data systems

HERO 1 Robot (factory assembled) 2145

Z29 Terminal (DEC and ADM compatible) 680

ZT-10 intel Terminal with Serial Port 340

Z100 16-bit/8-bit Systems in stock CALL

We stock entire Zenith line.

### WE STOCK ENTIRE LINE—write for prices.

Software for Atari in stock

## ATARI SPECIALS

Software for Atari in stock

Software for Atari in stock

Software for Atari in stock

Software for Atari in stock

Software for Atari in stock

Software for Atari in stock

Software for Atari in stock

Software for Atari in stock

Software for Atari in stock

Software for Atari in stock

Software for Atari in stock

WRITE FOR CATALOG: Add \$1.50 per order for United Parcel

We pay balance of US surface shipping charges on all prepaid orders

add extra for mail, APO/FPO, air. Prices include cash discount

regular prices slightly higher. Prices subject to change.

**Software Catalog** (continued)

**Radio Shack Color Computer** with 32K and at least one disk drive. If you have ever written a BASIC program only to find that it runs too slow to provide any action and you haven't had the courage to learn assembler, then the Color Compiler is the answer to your problem. The Color Compiler lets you write your program in easy BASIC and then converts it into fast machine language. After you run your compiled program, you may find it necessary to add some delays because the Color Compiler will make your program run an average of 40 times faster.

The Color Compiler features a total of 46 commands and functions. Most

of these are a subset of Extended Color BASIC. Except for a few restrictions, you can program in BASIC and assume that anything is legal and the Color Compiler will understand. The Color Compiler generates position-independent code so that you may put the compiled program anywhere in memory, including into a ROM-pack! Don't be misled by the low price — this is a very powerful development package.

Price is \$39.95 (plus \$2 shipping) and is available from Computerware dealers or directly from Computerware at Box 668, 4403 Manchester Ave., Suite 103, Encinitas, CA 92024; (619) 436-3512.

**Two Sports Strategy Games**

Parr Programming introduces two sports strategy games on cassette for the *Commodore VIC-20*. In **Baseball Adversary**, you make tough managerial decisions against your computer opponent. Additional players on the bench allow for pinch hitting and relief pitching.

**Football Adversary** places you in the role of head coach opposing the computer. Features include a selection of 31 plays and a display of half-time game statistics.

Baseball Adversary requires no memory expansion and retails for \$10.95. Football Adversary requires 8K memory expansion and

retails for \$14.95. Available postpaid from Parr Programming, 2664 Tyler St., Gary, IN 46407; (219) 885-0611.

**ARCADIA MANIA**

Perseus Programming presents a fast-action game for the *Commodore 64* entitled **ARCADIA MANIA**. Nineteen different waves of creatures await your attack.

For more information or to order at \$24.95 each, write to Perseus Programming, 9311 Avery Rd., Broadview Heights, OH 44147.

MICRO

**SYM**

**THE SYSTEM**

**AIM**

**DUAL ACIA BOARD**

Essential for telecommunications. Two independent full duplex RS232 channels. Uses 6551 ACIAs. Crystal-driven TTL clock. Supports TTL level or RS232C (+/-12v). Supports all standard baud rates to 19,200. Can support interrupt-driven I/O. Demonstration source code provided.

**COM-1 \$139**



**REAL-TIME CLOCK/CALENDAR**

Demonstration software with source and data sheet. Uses the OKI MSM5832. Provision for user-supplied battery backup.


On-board crystal for accurate timekeeping.  
CMOS circuitry - Low power Year, month, date, day-of-week, hours, minutes & seconds! 12/24 hour - Leap Year correction 4 interrupt rates available.

**CLK-1 \$60**

**I/O EXPANSION BOARD**

For microcomputers that use 6522 VIAs for I/O and do not provide full address decoding on board. This board has physical space for four additional 6522 VIAs, and provides additional decoding for a total of 16 devices. Two versions of this board are available. The I/OX-122 mounts above, and directly plugs into, an on-board 6522 socket, and relocates the original VIA to the expansion board. Where there are space limitations, the I/OX-222 uses a dip header and an 8" cable for remote installation.

**I/OX-122 \$60 I/OX-222 \$72**




**EPROM PROGRAMMER**

Particular combination of hardware and software (machine language) used results in VERY LOW programming overhead. Flexible design; supports future EPROM designs. Will program EPROMS up to 256K bits (32K bytes).

Programs all these EPROMS:  
2508, 2516, 2532, 2564, 2758A, 2758B, 2716, 27C16, 2732, 2732A, 27C32, 2764, 27C64, 2712B, MCM68764

All personality modules INCLUDED.  
Menu driven program for easy operation.

**PRG-1 \$250**



**32K CMOS STATIC RAM BOARD**

Models MB-132/32K, \$299 /16K \$241, /8K \$197

- Features:
- 200ns Low Power CMOS, STATIC RAM
  - Extends your expansion connector
  - Plug compatible with 2716 EPROMS
  - First 8K are jumper selectable
  - Entire board may be bank-switched

All boards feature G-10 glass/epoxy, solder mask, and gold plated connectors. All boards carry a full 1-year limited warranty. When ordering specify SYM or AIM version; add S & H in U.S. and Canada \$2.50, overseas \$4.00 (US). Calif. residents add sales tax.



**ALTERNATIVE ENERGY PRODUCTS**

Dealer and Distributor Inquires Invited.

P.O. Box 1019 • Whittier, CA 90609

(213) 941-1383

# SANYO MONITOR SALE!!



## 9" Data Monitor

- 80 Columns x 24 lines
- Green text display
- Easy to read - no eye strain
- Up front brightness control
- High resolution graphics
- Quick start - no preheating
- Regulated power supply
- Attractive metal cabinet
- UL and FCC approved

- **15 Day Free Trial - 90 Day Immediate Replacement Warranty**

9" Screen - Green Text Display	<b>\$ 79.00</b>
12" Screen - Green Text Display (anti-reflective screen)	<b>\$ 99.00</b>
12" Screen - Amber Text Display (anti-reflective screen)	<b>\$119.00</b>

### Display Monitors From Sanyo

With the need for computing power growing every day, Sanyo has stepped in to meet the demand with a whole new line of low cost, high quality data monitors. Designed for commercial and personal computer use. All models come with an array of features, including up-front brightness and contrast controls. The capacity 5 x 7 dot characters as the input is 24 lines of characters with up to 80 characters per line.

Equally important, all are built with Sanyo's commitment to technological excellence. In the world of Audio/Video, Sanyo is synonymous with reliability and performance. And Sanyo quality is reflected in our reputation. Unlike some suppliers, Sanyo designs, manufactures and tests virtually all the parts that go into our products, from cameras to stereos. That's an assurance not everybody can give you!



**• LOWEST PRICES • 15 DAY FREE TRIAL • 90 DAY FREE REPLACEMENT WARRANTY**  
**• BEST SERVICE IN U.S.A. • ONE DAY EXPRESS MAIL • OVER 500 PROGRAMS • FREE CATALOGS**

Add \$10.00 for shipping, handling and insurance. Illinois residents please add 6% tax. Add \$20.00 for CANADA, PUERTO RICO, HAWAII orders. WE DO NOT EXPORT TO OTHER COUNTRIES.

Enclose Cashiers Check, Money Order or Personal Check. Allow 14 days for delivery, 2 to 7 days for phone orders, 1 day express mail! Canada orders must be in U.S. dollars. Visa - MasterCard - C.O.D.

**PROTECTO**  
**ENTERPRISES** (WE LOVE OUR CUSTOMERS)  
 BOX 550, BARRINGTON, ILLINOIS 60010  
 Phone 312/382-5244 to order





Subscribe to  
**MICRO...**  
Save 20% and  
we'll send you a  
**BONUS GIFT**  
with your subscription!

Fill out the attached  
card and mail today!

**CHOOSE FROM:**

- ★ **Best of MICRO Vols. 2 and 3**  
An \$18.00 Value — **FREE!**  
or
- ★ **MICRO Calc** for Apple, Atari, TPS-80, or C64  
A \$14.95 Value — **FREE!**  
or
- ★ **What's Where in the Apple**  
A \$24.00 Value for Only **\$12.00**

**TWO NEW  
FROM**

**ALSO**

Don't Miss  
These Great MICRO Publications  
**A Feast Of Computing Ideas**

Use These Postage-Paid Cards To Order

**SAVE  
20%!**

**Use This  
Postage-Paid  
Card To  
Subscribe...**

**Or Call  
Toll-Free**

**1-800-345-8112**

(In PA 1-800-662-2444)

(MasterCard and VISA Accepted)

**MICRO™**

**SAVE 20%**



- YES!** Enter my subscription to MICRO for just \$24.00! and with it send me the BONUS GIFT I've checked.
- Best of MICRO Volumes 2 and 3.** An \$18.00 Value — FREE!
- MICRO Calc** for  Apple  Atari  TRS-80  C64  
A \$14.95 Value — FREE!
- What's Where In the Apple** at Half Price! A \$24.00 Value — Only \$12.00!

Please rush my subscription and the BONUS GIFT I've checked to:

Name \_\_\_\_\_

Address \_\_\_\_\_

City \_\_\_\_\_ State \_\_\_\_\_ Zip \_\_\_\_\_

(Allow 6-8 weeks for delivery)

I'm paying by:  Check  MO  
 VISA  MC

Total Enclosed: \$ \_\_\_\_\_

Visa/MC # \_\_\_\_\_

Exp. Date: \_\_\_\_\_

**MICRO™'s Newest Books**

**NEW for VIC-20 Users!  
Mastering Your VIC-20  
With 8 BASIC Projects**

A book that makes learning to program your VIC-20 fun! Contains 8 projects and programs. Games, utilities — even a VIC-20 version of "VisiCalc." All 8 programs on cassette to help you learn faster.

- Mastering the VIC-20 @ \$19.95

**NEW for OSI Users!  
MICRO on the OSI**

Includes Machine-Language enhancements and BASIC Aids, hardware modifications for enhanced/reversed video, programs for control code and upper/lower case entry. A valuable programming tool.

- MICRO on the OSI @ \$19.95

Please rush the MICRO Books I've checked above to:

Name \_\_\_\_\_

Address \_\_\_\_\_

City \_\_\_\_\_ State \_\_\_\_\_ Zip \_\_\_\_\_

(Allow 6-8 weeks for delivery)

I'm paying by:  Check  MO  
 VISA  MC

Total Enclosed: \$ \_\_\_\_\_  
(Add \$2.00 s/h per book.)

Visa/MC # \_\_\_\_\_

Exp. Date: \_\_\_\_\_

**MICRO™'s Best Sellers**

**The Best of MICRO**

Make your computer reference library complete by adding the "Best of MICRO" to your present book collection. Each volume full of articles and programs pulled from the pages of MICRO. Excellent software at a very low price!

- BOM Volume 2 @ \$8.00
- BOM Volume 3 @ \$10.00

**What's Where  
in the Apple**

Revised new addition with text added to the original atlas and gazetter. All Apple users will find this book helpful in understanding their machine and essential for mastering it.

- What's Where in the Apple @ \$24.95
- The Guide @ \$9.95

**Best Sellers for  
APPLE Users!  
MICRO on the APPLE**

Programming aids, utilities, games, enhancements. Together Volumes 1, 2, and 3 contain over 100 programs on diskette. Fully documented and explained.

- 3-Volume Gift-Boxed @ \$59.95
- Vol.1  Vol.2  Vol.3 \$24.95 ea.

Please rush the MICRO Books I've checked above to:

Name \_\_\_\_\_

Address \_\_\_\_\_

City \_\_\_\_\_ State \_\_\_\_\_ Zip \_\_\_\_\_

(Allow 6-8 weeks for delivery)

I'm paying by:  Check  MO  
 VISA  MC

Total Enclosed: \$ \_\_\_\_\_  
(Add \$2.00 s/h per book.)

Visa/MC # \_\_\_\_\_

Exp. Date: \_\_\_\_\_

**BOOKS  
MICRO!**



NO POSTAGE  
NECESSARY  
IF MAILED  
IN THE  
UNITED STATES

**BUSINESS REPLY CARD**  
FIRST CLASS PERMIT NO. 20, AMHERST, NH

POSTAGE WILL BE PAID BY ADDRESSEE

**MICRO™**

P.O. Box 6502  
Amherst, NH 03031



**SAVE  
20%!!!!**  
**Subscribe  
to  
MICRO™**  
Use This Postage  
Paid Card to Order  
the Next 12 Issues  
of MICRO and SAVE  
**\$6.00 Off  
Newsstand Price!**




NO POSTAGE  
NECESSARY  
IF MAILED  
IN THE  
UNITED STATES

**BUSINESS REPLY CARD**  
FIRST CLASS PERMIT NO. 20, AMHERST, NH

POSTAGE WILL BE PAID BY ADDRESSEE

**MICRO™**

P.O. Box 6502  
Amherst, NH 03031



**A Feast Of  
Computing  
Ideas...**  
**New Books  
From  
MICRO™**




NO POSTAGE  
NECESSARY  
IF MAILED  
IN THE  
UNITED STATES

**BUSINESS REPLY CARD**  
FIRST CLASS PERMIT NO. 20, AMHERST, NH

POSTAGE WILL BE PAID BY ADDRESSEE

**MICRO™**

P.O. Box 6502  
Amherst, NH 03031



**Order These  
Best  
Sellers  
From  
MICRO™**

## Interface Clinic

by Ralph Tenny

I have discussed the serial port on your computer and demonstrated experiments for the Color Computer. As I mentioned previously, the serial port on several computers is a software toggle of a PIA bit. This type of port is often referred to as a *bit banger*, in case you have heard that term. Most previous experiments depended upon the serial port being software driven, but this month I have designed an I/O port to work with any kind of RS-232 serial port. It will give you eight bits parallel output and eight bits parallel input, driven by the serial port of your computer.

The device that allows this expansion is called a Universal Asynchronous Receiver/Transmitter (UART). UARTs are common in computers and, when used as originally intended, allow the microprocessor to write each character out on its data bus and go on about its business. The UART accepts this data, sets a "busy" flag, and serially transmits the character at a present baud rate. Simultaneously, the UART can monitor a serial input channel (at the same or a different baud rate) for incoming data. If a character is received, the UART sets a "data ready" flag to signal that it has data. Remember, computers with bit-banger serial ports must be involved with sending and receiving serial data — counting down the timing loops to match the timing of the selected baud rate. Therefore, the computer can't do anything else during serial transmission. The UART allows the processor to do something else for relatively long periods of time. This project will show you a slightly different use for a UART, but the UART will function about the same.

Let's look at a typical UART (figure 1). There are eight parallel input lines, eight parallel output lines, a serial in line and a serial out line, a clock line for each channel, and various hand-shake and status lines for each channel. The principle of operation for a UART is basically simple and involves having the clock speed 16 times the bit rate or baud rate. It is also important to

remember that *asynchronous* transmission of serial data has another important feature — the start bit/stop bit protocol. That is, when data is not being sent, the serial line is held at a logic 1 level; when a character is sent, the serial line is taken to logic 0 for one bit time. Immediately after that, the bits are sent, one at a time, until the required number of data bits (usually eight) are sent. Then either one or two stop bits will be sent; that is, the serial line will be held at logic 1 for either one or two bit times.

It is easy to understand how the UART manages the proper bit timing to transmit a character, but how about the receive operation? Here is where the 16X-bit clock comes in. Inside the UART, a very simple circuit spins in a loop, waiting for the start bit to happen. As soon as the serial line goes to logic 0, the input circuit counts off the next eight bit clocks and samples the serial line again. If it is still at logic 0 with half a bit time used up, a start bit is recognized. Next follows a delay of 16 clock periods and the line is sampled again. That means that the logic level of the serial line is checked at about the middle of each bit time, and the 0 or 1 levels are reconstructed into an 8-bit binary word. While the stop bits are active, the input circuit is getting ready for the next character.

The description of how the various hand-shake and status lines operate will be left for you to work out. The data sheet furnished with the UART specified will aid in this research. Ignore those pins that require no connection; this will simplify the schematic diagram of the project. Table 1 shows the various pin names you need to hook up and how to strap them to obtain the performance you need.

Figure 2 shows the schematic of the serial/parallel converter. U1a and U1b plus a special crystal make a precision oscillator to drive the UART clock. U2 and U3 form a divide-by-47 circuit to change the 455 kHz oscillator to the 9600 Hz clock needed for a 600-baud interface ( $600 \times 16 = 9600$ ). Look at the divider network for a moment: 47 decimal is 2F hexadecimal, and U2 is a

7-bit binary counter. A full count on U2 is 7F, so if you skip the high-order output of U2 (/128) and connect the /64, /16, /8, /4, and /2 outputs to an AND gate (U3), then the output of the AND gate will go high every 47 input clock cycles. Pin 2 of U2 is the RESET pin, so U2 will divide by 47, giving the required 9600 Hz (within .8%).

The /64 output is sent to the UART for both clock inputs. U4c is a power-up RESET circuit, which performs the required initialization of the UART, while U4a and U4b generate a slow clock signal, which causes the UART to periodically sample the parallel input lines and send a serial data stream to the computer. There are two ways you can make the computer read this input: you can put the computer into a loop polling the serial input line until it gets an 8-bit character, or you can have it respond to an interrupt. Those with other computers may have to rely on polling, but the Color Computer has an interrupt input on the serial port. U4b and Q2 "tickle" the CD input of the serial port, and you can either poll the port or set up an interrupt. U4a and

(Continued on next page)

Table 1

1. Vcc - +V
2. N/C
3. GND
4. Received Data Enable - GND
5. 12 Received Data Bits
17. Receiver Clock
18. Reset Data Avail. - +V
20. Serial Input
21. External Reset
23. Data Strobe
40. Transmitter Clock
39. Odd/Even Parity Select - GND
38. # Bits/Char. 2 - +V
37. # Bits/Char. 1 - +V
36. # Stop Bits - GND
35. No Parity - +V
34. Control Strobe - +V
- 26-33. Data Bit Inputs
25. Serial Output



# Interface Clinic (continued)

U4b generate a slow-trigger waveform, causing the UART to load whatever logic levels are on the input lines (DB7-DB0) and then transmit that binary word to the computer.

Anytime CD is pulled up by Q2, the IRQ flag in the PIA is set; if interrupts are enabled, the computer can be programmed to read the input port to service the interrupt; otherwise, the computer would have to poll the interrupt bit as was done on the previous input adapter (MICRO 63:122). U4c generates a .2-second delay as power comes on; this resets the UART. U1c and the associated resistors adapt the incoming RS-232 levels to the UART serial-in line, while Q1 is driven by the serial-out line from the UART. Although Q1 and Q2 feed the RS-232 lines on the computer, their output swings only from Vcc to ground. This will work over short distances (about 10') with no problem on most computers. If your computer fails to recognize the 0-volt signal as an RS-232 logic 1, change the 1k resistors with Q1 and Q2 to 3.9k resistors and connect them to a source of negative voltage greater than -3 volts.

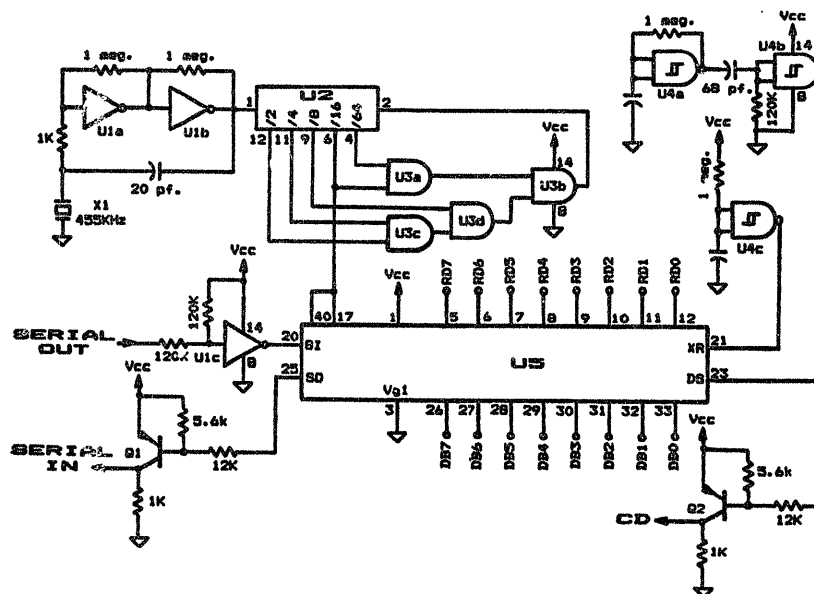
When you begin to build this serial I/O adapter, you will note some

simplification in the schematic and parts list, which was done to give you some practice in skills needed to design your own computer interfaces. The parts list shows some parts without Radio Shack part numbers, and no part numbers are given for resistors and capacitors. Those parts not available at Radio Shack must be obtained at one of the sources listed in earlier columns. Also, not all the pin numbers of all ICs are shown. U1, U3, and U4 are multiple gate packages, and any of the sections of the specified IC will do the required job. In addition, only the active signal lines are shown on U5, but some of the lines not shown are listed in the table, showing whether the pins must be tied to Vcc or ground. Pins of U5 not shown in either the schematic or the table are output lines that are not used; leave them unconnected. You can test the output lines (RD0-RD7) with a voltmeter or logic probe. If you type PRINT#-2 CHE\$(69), bits RD6 through RD0 should contain the pattern (in binary): 1000101 or 45 hexadecimal. Input testing will be more difficult since many dialects of BASIC do not expect to receive data over the serial port. This problem will be covered next month when I discuss the programming.

You may contact Mr. Tenny at P. O. Box 545, Richardson, TX 75080.

**Figure 1. Pinout for standard UARTs. Some pin name abbreviations are given in the text, and all are explained in UART data sheet.**

Vcc	1	40	TCP
N/C	2	39	EP8
Vg1	3	38	NB2
RDE	4	37	NB1
RD7	5	36	T8B
RD6	6	35	NP
RD5	7	34	CS
RD4	8	33	DB0
RD3	9	32	DB1
RD2	10	31	DB2
RD1	11	30	DB3
RD0	12	29	DB4
PE	13	28	DB5
FE	14	27	DB6
OR	15	26	DB7
SWE	16	25	SO
RCP	17	24	EDC
RDV	18	23	DS
DAV	19	22	TBMT
SI	20	21	XR



**Figure 2. Schematic for UART-based serial-parallel adapter which converts an RS-232 serial port into a parallel port. Not all IC connections shown; see text for details.**

MICRO



# D&N MICRO PRODUCTS, INC.

3702 N. Wells St.  
Fort Wayne, Ind. 46808  
(219) 484-6414

TERMS \$3.00 shipping, Foreign orders add 15%, Indiana residents add 5% sales tax.

## COMPUTER

### MICRO-80 COMPUTER

Z-80A CPU with 4Mhz clock and CP/M 2.2 operating system. 64K low power static memory. Centronics parallel printer port. 3 serial ports. 4" cooling fan. Two 8" single or double sided floppy disk drives. IBM single density 3740 format for 243K or storage, double density format for 604K of storage. Double sided drives allow 1.2 meg on each drive. Satin finish extruded aluminum with vinyl woodgrain decorative finish. 8 slot backplane, 48 pin buss compatible with OSI boards.

<b>MODEL 80-1200</b>	<b>\$2995</b>
2 8" Single sided drives	
<b>MODEL 80-2400</b>	<b>\$3495</b>
2 8" Double sided drives	

### MICRO-65 COMPUTER

6502 CPU with 2Mhz clock and DOS-65 operating system. 48K of low power static memory. 2 serial ports and 1 Centronics parallel port. 2 8" single or double sided drives. Satin finish extruded aluminum with vinyl woodgrain finish. 8 slot backplane, 48 pin buss compatible with OSI. Will run OSI 65D and 65U software. Includes Basic E/65 a compiled BASIC for 6502 CPU.

<b>MODEL 65-1</b>	<b>\$2995</b>
2 8" Single sided drives	
<b>MODEL 65-2</b>	<b>\$3495</b>
2 8" Double sided drives	

**BP-580 8 Slot Backplane** . . . . \$ 47

OSI 48 pin Buss compatible

### MEM-CM9 MEMORY/ FLOPPY CONTROLLER

24K memory/floppy controller card uses 2114 memory chips, 1 8K and 1 16K partition. Supports OSI type disk interface

<b>24MEM-CM9</b> . . . . .	<b>\$325</b>
<b>16MEM-CM9</b> . . . . .	<b>\$250</b>
<b>8MEM-CM9</b> . . . . .	<b>\$180</b>
<b>BAREMEM-CM9</b> . . . . .	<b>\$ 50</b>
Controller on assembled unit	
add. . . . .	<b>\$ 90</b>

**BIO-1600 Bare IO card** . . . . . \$ 50  
Supports 8K of memory, 2 16 bit parallel ports, 5 serial ports, with manual and Molex connectors.

## PRINTERS

### Okidata

<b>ML82A, 120 cps, 10"</b>	<b>.\$409</b>
<b>ML83A, 120 cps, 15"</b>	<b>.\$895</b>
<b>ML84 Parallel, 200 caps, 15"</b>	<b>.\$1150</b>

### C. Itoh

<b>8510AP Prowriter, parallel</b> . . .	<b>\$419</b>
120 cps, correspondence quality	
<b>8510APD Prowriter, serial</b> . . .	<b>\$585</b>
<b>F10-40PU Starwriter, parallel</b>	<b>\$1319</b>
Letter quality daisy wheel	
<b>F10-40RU Starwriter, serial</b> . . .	<b>\$1319</b>
<b>F10-55PU Printmaster</b> . . . . .	<b>\$1610</b>
parallel, Letter quality daisy wheel	
<b>F10-55RU Printmaster, serial</b>	<b>\$1610</b>

### DISK DRIVES AND CABLES

<b>8" Shugart SA801</b> . . . . .	<b>\$385</b>
single sided	
<b>8" Shugart SA851</b>	<b>\$585</b>
double sided	

**FLC-66 ft cable from D&N** . . . . \$69  
or OSI disk controller to 8" drive

**5 1/4" MPI B51 disk drive with** . . \$450  
cable, power supply and cabinet. Specify computer type.

**FLC-5 1/4 cable for connection** . \$75  
to 5 1/4 drive and D&N or OSI controller, with data separator and disk switch. Specify computer type

## HARDWARE

### OSI COMPATIBLE

**IO-CA10X Serial Printer Port** . . \$125  
Specify Device #3 or #8

**IO-CA9 Parallel Printer Port** . . \$150  
CMOS-MEM

64K CMOS static memory board, uses 6116 chips, 3 16K, 1 8K and 2 4K blocks, Partitionable for multi-user, OSI type disk controller, 2 IO mapped serial ports for use with D&N-80 CPU. Ideal way to upgrade from cassette to disk.

<b>64K CMOS-MEM</b> . . . . .	<b>\$500</b>
<b>48K CMOS-MEM</b> . . . . .	<b>\$405</b>
<b>24K CMOS-MEM</b> . . . . .	<b>\$260</b>
<b>16K CMOS-MEM</b> . . . . .	<b>\$210</b>
<b>BARE CMOS-MEM</b> . . . . .	<b>\$ 50</b>
Controller	add. \$ 90

**2 IO mapped serial ports** add. \$125  
on assembled memory board

**Z80-IO 2 IO mapped serial** . . . . \$160  
ports for use with D&N-80 CPU card

**FL470 Disk Controller** . . . . . \$155  
5 1/4 or 8" drive



## STANDARD CP/M FOR OSI

### D&N-80 CPU CARD

The D&N-80 CPU allows the owner of an OSI static memory computer to convert to Industrial Standard IBM 3740 single density disk format and CP/M operating system. Double density disk operation is also supported for 608K of storage on an 8" diskette. When used with a 5 1/4" disk system 200K of storage is provided. Optional parallel printer and real time clock. Also available for polled keyboard and video systems. Compatible with C2, C3, C4 and 200 series OSI computers.

### INCLUDES CP/M 2.2

<b>D&amp;N-80-1 Serial 8" disk</b>	<b>\$595</b>
<b>D&amp;N-80-2 Video 5 1/4" disk</b>	<b>\$595</b>
<b>D&amp;N-80-3 Video 8" disk</b>	<b>\$595</b>
<b>Option 001</b>	<b>\$ 60</b>

Parallel printer and real time clock.

### HARD DISK DRIVER \$140

Allows D&N-80 CPU board to control OSI 40 or 80 meg hard disk unit. Will not destroy OSI files. Will also allow for a true 56K CP/M system. Specify 40 or 80 meg drive.

### BUS TRANSFER \$135

Allows for D&N-80 and OSI CPU to be in the computer at the same time. Toggle switch provides for alternate CPU operation.

### DISK TRANSFER \$100

Utility program to transfer OSI CP/M format disk to IBM 3740 single density format. Will also transfer IBM to OSI format.

### SYSTEM HARDWARE

#### REQUIREMENTS

D&N-80 CPU, D&N FL470 or OSI 470 controller, 48K memory at 0000-BFFF, 4K memory at D000-DFFF, two disk drive cables.

### FORMAT TRANSFER \$15

You supply software on 8" diskette D&N will transfer OSI CP/M format to IBM 3740 CP/M format. Can also transfer IBM 3740 CP/M format to OSI CP/M format. Original diskette returned.

## OHIG SCIENTIFIC

**THE WIZARD'S CITY** — search for gold in the dungeons beneath the Wizard's city or in the surrounding forest. A dynamic adventure allowing progress in strength and experience. All OSI — cassette \$12.95, disk \$15.95.

**OSI HARDWARE 15% OFF RETAIL PRICES!**

**GALACTIC EMPIRE** — a strategy game of interstellar conquest and negotiation. Compete to discover, conquer, and rule an empire with the computer or 1-2 other players. C4P, C8P cassette \$12.95, disk \$15.95.

**AIR TRAFFIC ADVENTURE** — a real time air traffic simulation. C4P, C8P disks \$15.95. Plus S-FORTH, PACKMAN, CRAZY BOMBER, ADVENTURE, TOUCH TYPING, INTELLIGENT TERMINAL and more. Send for our free catalog including photos and complete descriptions.

(312) 259-3150

Aurora Software Associates  
37 S. Mitchell  
Arlington Heights  
Illinois 60005

## Apple Tree Electronics

PROWRITER PRINTER  
**\$395**

**HARDWARE**

FRANKLIN

### ACE 1000

The Professional Personal Computer  
INTRODUCTORY PACKAGE

- Franklin Ace 1000
- 1-Disk Drive
- Green Monitor

**\$1595**

QUICK BROWN FOX  
**\$525**

CALL FOR THIS MONTH'S SPECIAL

1-800-835-2246 EXT. 211

OR

702-459-4114

5130 East Charleston Blvd.  
Suite 4M

Las Vegas, Nevada 89122

Add \$3.00 for shipping, handling and insurance.  
Nevada residents add 5.75% sales tax. Please include  
phone number. Equipment subject to price change  
and availability. Call or write for price list.

# MICRO™

## New Publications

**Polishing Your Apple, Volume 2**, by Herbert M. Honig. Howard W. Sams & Co. Inc., 4300 West 62nd St., Indianapolis, IN 46268, 1983, 107 pages, paperback. 0-672-22160-8 \$4.95

**Apple II, BASIC Programs in Minutes**, by Stanley R. Frost. SYBEX, 2344 Sixth St., Berkeley, CA 94710, 1983, 176 pages, paperback. 0-89588-121-7 \$9.95 plus \$2.00 s/h

**How To Do It on the TRS-80, Model I, II, III, Color Computer and Model 100**, by William Barden, Jr. IJG Inc., 1953 West 11th St., Upland, CA 91786, 1983, 300 pages, paperback. 0-936200-08-1 \$29.95

**Learn to Type on Your Computer**, by Frank P. Donnelly. Dictation Disc Co., 240 Madison Ave., New York, NY 10016, 1983, 33 pages, cardstock, wire-o-bound. 0-936862-16-5 \$10.00

**PET/CBM, An Introduction to BASIC Programming and Applications**, by Gene Streitmatter. Robert J. Brady Co, a Prentice-Hall Publishing Co., Bowie, MD 20715, 1983, 341 pages, paperback. 0-89303-204-2 \$13.95

**The Art of Computer Programming**, by Donald William Drury. Tab Books, Inc., Blue Ridge Summit, PA 17214, 1983, 303 pages, paperback. 0-8306-1455-9 \$10.95

**Learning Simulation Techniques on a Microcomputer**, by Pat Macalugo. Tab Books Inc., Blue Ridge Summit, PA 17214, 1983, 139 pages, paperback. 0-8306-1535-0 \$10.95

**Computer Town, Bringing Computer Literacy to Your Community**, by Liza Loop, Julie Anton, and Ramon Zamora. Reston Publishing Co, Inc., a Prentice-Hall Company, Reston, VA 22090, 1983, 160 pages, paperback. 0-8359-0875 \$12.95

**How to Build a Program**, by Jack Emmerictis. Dilithium Press, P.O. Box 606, Beaverton, OR 97075, 1983, 346 pages, paperback. 0-88056-068-1 \$19.95

**Beginner's Guide to Reading Schematics**, by Robert J. Traister. Tab Books, Inc., Blue Ridge Summit, PA 17214, 1983, 134 pages, paperback. 0-8306-1536-9 \$8.95

**User's Handbook to the VIC-20 Computer**, by Jeffrey R. Weber and Stephen J. Szczecinski. Weber Systems, Inc., 8437 Mayfield Road, Cleveland, OH 49026, 1983, 278 pages, paperback. 0-938862-48-0 \$13.95

**Programming Your Atari Computer**, by Mark Thompson. Tab Books Inc., Blue Ridge Summit, PA 17214, 1983, 272 pages, paperback. 0-8306-1453-2 \$19.95

**Computer Selection Guide**, by Dan Poynter, Para Publishing, P.O. Box 4232, Santa Barbara, CA 93103, 1983, 164 pages, paperback. 0-915516-33-0 \$11.95 plus \$1 s/h

The DIF File, by Donald H. Beil, Reston Publishing Co., Inc., A Prentice-Hall Company, Reston, VA 22090, 1983, 235 pages, paperback. 0-8359-1305-8 \$15.95

Encyclopedia of Computer Terms, by Douglas Downing, Barron's Educational Series, Inc., 113 Crossways Park Drive, Woodbury, NY 11797, 1983, 148 pages, paperback. 0-8120-2519-9 \$6.95

Microprocessor Based Robotics, by Mark J. Robillard, Howard W. Sams & Co. Inc., 4300 West 62nd St., Indianapolis, IN 46268. 1983, 220 pages, paperback. 0-672-22050-4 \$16.95

UNIX Primer Plus, by Mitchell Waite, Donald Martin, Stephen Prata, Howard W. Sams & Co. Inc., 4300 West 62nd St., Indianapolis, IN 46268, 1983, 414 pages, paperback. 0-672-22028-8 \$19.95

Your First BASIC Program, by Rodnay Zaks, SYBEX, Inc., 2344 Sixth St., Berkeley, CA 94710, 1983, 187 pages, paperback. 0-89588-092-X \$9.98 plus \$7 s/h

Easy Guide to Your Apple II, by Joseph Kasciner, SYBEX, Inc., 2344 Sixth St., Berkeley, CA 94710, 1983, 147 pages, paperback. 0-89588-122-5 \$9.95 plus \$2 s/h

MICRO

Computer Software Associates, an established software house, supplies software for COMMODORE, APPLE, and IBM home computers. CSA is currently looking to expand its product base of serious programs in the areas of home, education, and office.

Computer Software Associates offers over 30 years of market experience, worldwide distribution, innovative packaging, generous royalties, and programmer support.

Interested programmers should contact Mike Mahan, Product Development Department, Computer Software Associates, 50 Teed Drive, Randolph, Massachusetts 02368. Tel. (617) 961-5700.



If he's working this hard to put himself through college, imagine how he'll work for you.



This part-time worker is a full-time student at a United Negro College Fund college. He's one of thousands who work because it's the only way they can afford college. And who are too committed to fields like business administration, marketing, or engineering, to give up. (Almost 25% of our graduates have business degrees.)

When your company contributes to the Fund, it helps 42 private, predominantly black colleges and universities keep tuition affordable for these students. Students who aren't afraid of working hard now. Or after they graduate.

For information on how to contribute, write on your company letterhead to the United Negro College Fund, Box E, 500 East 62nd St., N.Y. N.Y. 10021.

Give to the United Negro College Fund. A mind is a terrible thing to waste.

©1982 United Negro College Fund, Inc.

Ad Council

# MICRO™

## Reviews in Brief

**Product Name:** Vanilla PILOT  
**Equip. req'd:** Any PET, CBM, Commodore 64, or VIC-20 (with at least 16K)  
Both disk and tape versions are available  
**Price:** \$29.95  
**Manufacturer:** Tamarack Software  
Darby, MT 59829  
**Contact:** Computer Marketing Services Inc.  
300 W. Marlton Pike  
Cherry Hill, NJ 08002

**Description:** PILOT is an easy-to-learn language used to teach programming and computer concepts to children and other computer novices. The Vanilla version of PILOT is an inexpensive and relatively complete implementation of the PILOT language. It has all of the standard PILOT commands such as ACCEPT, TYPE, MATCH, CALCULATE, JUMP, and USE plus additional commands for sound and turtle graphics (using the quarter-space squares in the CBM graphic-character set). The VIC and 64 versions also have special commands for color and joystick control. Any of these commands may be executed conditionally based on the status of the last MATCH. *Vanilla PILOT* allows you to enter and edit your programs using

the built-in screen editor. In addition to the standard Commodore editing features, Vanilla PILOT has 19 special commands including AUTO, FIND, CHANGE, RE-NUMBER, and TRACE. There is even a special command to allow you to "pretty-print" your program listings on the screen or on a printer. Programs may be saved on, or loaded from, tape or disk.

**Pluses:** Written entirely in machine language, Vanilla PILOT is very fast. The editing commands are superb and the documentation is excellent! The turtle graphics capabilities are a great way to teach programming concepts to children and to let them have fun at the same time. *Vanilla PILOT* is a great value for the price!

**Minuses:** *Vanilla PILOT* lacks several important features found in other implementations of the language. The most severe limitations are: 1. calculations are limited to addition and subtraction of integers between -999 and +999; 2. no string variables are allowed, so it is not possible to use this version for the poetry- or story-writing exercises that are often a large part of other PILOTS; 3. conditional statements can only be YES or NO based on the last MATCH statement, so if you want to test for a specific



P.O. Box 4364  
Flint, Michigan 48504  
(313) 233-5731  
(313) 233-3125

## ZANIM SYSTEMS

WE CARRY MANY VIC AND APPLE PRODUCTS. PLEASE SEND FOR A CATALOGUE.

### CP/M BOARD

BARE BOARD \$29.00

### 128K RAM\*

\* COMPATIBLE WITH ALL SATURN SYSTEMS SOFTWARE \*

BARE BOARD \$29.00

### 80 COLUMN BOARD\*

\* COMPATIBLE WITH THE VIDEX VIDEOTERM WITH SOFTSWITCH! BUILT IN \*

BARE BOARD \$29.00

ALL BOARDS HAVE SOLDER  
MASKING, COMPONENT LAYOUT,  
AND GOLD EDGE FINGERS

BUILD YOUR OWN  
APPLE PERIPHERAL CARDS  
AND SAVE UP TO 80%

WE WILL SUPPLY  
THE IC LIST FOR  
ANY BOARD

APPLE 11 IS TRADEMARK OF APPLE COMPUTERS, INC.  
CP/M IS REGISTERED TRADEMARK OF DIGITAL RESEARCH, INC.  
VIDEX IS REGISTERED TRADEMARK OF VIDEX INC.



numerical value of a variable, the variable must first be converted to its ASCII representation and then a MATCH made against another ASCII representation.

**Documentation:** *Vanilla PILOT* comes with a 113-page manual that is well-written and effectively illustrated. The first 86 pages contain a series of easy-to-follow tutorials aimed at beginning programmers. These tutorials have been classroom tested with children. The remainder of the manual is a reference guide and is aimed at the teacher and/or someone who is already familiar with PILOT.

**Skill level required:** No special skills required.

**Reviewer:** David Malmberg

**Product Name:** CoCo

**Equip. req'd:** Commodore 64 with either Datasette or 1541 Disk Drive

**Price:** \$49.95

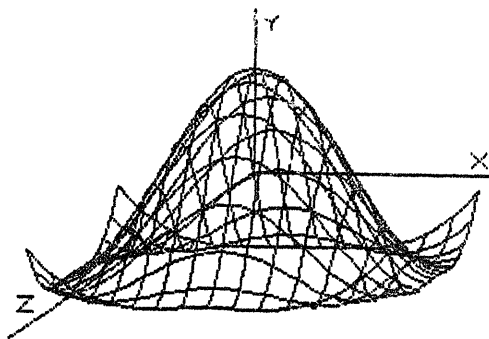
**Manufacturer:** ISA Software Inc. (HES)  
14114 Dallas Parkway  
Suite 530  
Dallas, TX 75240

**Description:** *Coco* is an educational computer game that teaches the fundamentals of BASIC as well as the computer itself. Via the screen display, the program shows how memory is addressed by registers and how instructions to the computer (such as loops and subroutines) function. After taking you briefly through the keyboard's functions you are shown, step by step, how a simple BASIC program works.

**Pluses:** The program breaks the screen into boxes, which outline the memory registers along with the in/out functions and the commands entered. Then it shows you how everything interacts. The examples given provide a variety of programming methods and will get the novice off to a good start in understanding the BASIC language. The package has both cassette and disk versions.

**Minuses:** To run the program you need a Joystick Port Adapter, which I feel is easy to misplace thus rendering the

## YOUR COLOR COMPUTER JUST EARNED A MATH DEGREE!



### MATHMENU

Developed by an engineer, *Mathmenu* is a powerful menu-driven system to turn your Color Computer into an intelligent, flexible tool for mathematics and engineering. *Mathmenu* takes the tedium out of math, leaving your full brain power to attack the "meat" of your problems. By rapidly manipulating matrices and vectors, performing integration and differentiation, solving quadratic equations, plotting user defined functions and much more, *Mathmenu* can help simplify the most complex problems. Whether you are a student or a professional, if you use math, you need *Mathmenu*.

#### FEATURING:

- 3D SURFACE PLOTTING — Plots a user defined equation on an X,Y,Z coordinate system in the High-Res graphics mode. Planes, surfaces of revolution, statistical surfaces, etc. can be easily plotted. Surfaces may be saved to disk or tape. We believe this is the only program of its kind commercially available for the Color Computer.

#### PLUS:

- Complete MATRIX Operations (up to 8 x 8)
- Complete VECTOR Operations
- Numerical Differentiation
- Numerical Integration
- Least Squares Curve Fitting
- Binomial Expansion
- Prime Number Verification
- Main Menu with Single-key Selection and Return (Disk Only)
- 2D Function Plotting
- Rectangular to Polar Conversions
- Base Conversions
- Large Number Addition and Multiplication
- Reverse Polish Logic Calculator with Hexadecimal
- Quadratic Equation Roots

Complete documentation of all functions is included.

For 32K Disk ..... \$49.95

For 16K Cassette ..... \$44.95

Documentation only ..... \$5.00 (refundable with purchase)

*Plotting Requires Extended BASIC*

Or write for free brochure.



Inter  Action

113 Ward Street • Dept. MI • New Haven, CT 06519 • (203) 562-5748



## Reviews in Brief *(continued)*

program unusable. The cassette version does not have the lessons on how to use the program that the disk version has.

**Documentation:** The reference manual provided is clearly written and well done and allows learning the material without the computer programs.

**Skill level req'd:** None

**Reviewer:** Richard E. DeVore

**Product Name:** **Word Attack**

**Equip. req'd:** Apple II+, 48K, one disk drive  
(also IBM version)

**Price:** \$49.95

**Manufacturer:** Davidson & Associates  
6069 Groveoak Place, #12  
Rancho Palos Verdes, CA 90274

**Description:** *Word Attack* is a four-part vocabulary building program that works. It can take the drudgery out of vocabulary drill and may be just the thing for those sagging S.A.T. scores. After you drill on three learning modes (choosing 4th- to 12th-grade words) you're ready for fun with the *Word Attack* mode. It's the old "blast the right answer" arcade game.

**Pluses:** The program's most powerful feature is its editor mode, which allows you to create your own word lists. I handed our 10-year-old son the documentation and a list of troublesome math terms (complete with definitions and sample sentences). He had no trouble accessing the editor and was soon demolishing the likes of "quotient," "perimeter," and "product."

**Minuses:** When using the editor, lines cannot be deleted except one at a time. This is a minor problem considering the overall ease of creating, editing, and saving files.

**Documentation:** *Word Attack* is a well-designed, well-documented program. The manufacturer has additional data disks (\$19.95) for grades four through nine as well as one specifically for S.A.T. review.

**Skill level required:** Word lists begin at 4th-grade level and go through 12th-grade level.

**Reviewer:** Mario Pagnoni

**Product Name:** **Bank Street Writer**

**Equip. req'd:** Apple II, Apple II+, Apple IIe, Atari,  
and one disk drive

**Price:** \$69.95

## ROCKWELL Microcomputers from Excert, Inc.

### • • SPECIALS • •

A65-1 (1K RAM) .....	\$435
A65-4 (4K RAM) .....	\$455
A65-4B,4F (4K, BASIC or FORTH*) ..	\$495
A65-4AB (4K, BASIC & Assembler) ..	\$525
A65/40-5000 (32K RAM) .....	\$1250

### LANGUAGES for AIM-65® & AIM 65/40

Assembler .....	\$35
BASIC ROMs .....	\$65
FORTH* ROMs .....	\$65

### ENCLOSURES & POWER SUPPLIES

A65-006 .....	\$175
ENC4A .....	\$115
ENC5A .....	\$130
ENC6A .....	\$140

### Educational Computer Division EXCERT INCORPORATED

• SALES  
• SERVICE  
• INSTALLATION  
• CONSULTING

P.O. Box 8600  
White Bear Lake  
Minnesota 55110  
(612) 426-4114

### RM 65 SERIES

Deduct 5% from list if  
ordered with AIM 65® or  
AIM 65/40.

### REPAIR SERVICE

(out of warranty only)  
\$25/hr. plus parts - \$25 min.

### SPARE PARTS

are available



### CASH DISCOUNT -Deduct 5% for Prepaid Orders (we pay shipping)

#### TERMS:

Net 30 from approved Companies & Institutions — otherwise COD.  
Shipping will be added to order. Minnesota residents add 6% sales tax.  
Prices subject to change without notice.

#### Authorized Dealers for:

ROCKWELL INTERNATIONAL CORP.,  
CUBIT, MTU, FORTHOUTHT PRODUCTS, GORDOS,  
SEAWELL, DYNATEM, APPLIED BUSINESS COMPUTER

AIM-65 is a registered trademark of Rockwell International Corp.  
\*FORTH is a registered trademark of Forth, Inc.

Manufacturer: Broderbund Software  
1938 Fourth Street  
San Rafael, CA 94901

**Description:** *Bank Street Writer* is a word processor that is simple enough for children to use but is surprisingly sophisticated. All operations are accessible from menus. Features include page formatting, shift-key modification, file passwords, conversion of binary and text files, erase and recover, move text blocks, and find and replace.

**Pluses:** A complete, well-guided tutorial is provided on the master disk. Commands are continually displayed to prevent confusion.

**Minuses:** The 40-column, non-scrolling display makes formatting printouts difficult even with a "final draft" formatting module. Having to exit Write mode for every little correction consumes time. Text in memory is limited to about 1500 words (3200 with a 64K Apple IIe).

**Documentation:** Instructions are available on the disk; however, a booklet fills in any gaps.

**Skill level required:** Beginner

**Reviewer:** Mike Cherry

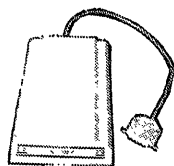
Product Name: **The Color Connection**  
Equip. req'd: TRS-80 Color Computer 16K  
Price: \$29.95 tape, \$39.95 disk  
Manufacturer: Computerware  
Box 668  
Encinitas, CA 92024

**Description:** *The Color Connection* is a deluxe terminal package for the Color Computer. The program will work with any modem, but is specifically designed to work with the Hayes Smartmodem. All features of the Hayes modem are supported. I tested the disk version. There are two submenus accessed from the main menu: one loads the buffer and one accesses the set-up conditions.

**Pluses:** The program is easy to load and use. Set-up parameters include 7- or 8-bit, auto-line feed, parity, full or half duplex, phone number, macros 1-4, and save set-up file. The buffer can be transferred to disk or viewed and can be loaded from either disk or keyboard. When in the terminal mode, the buffer can be opened and closed as needed. Buffer size is over 25K with a 32K machine.


**Minuses:** The disk is auto executing and cannot be backed

(Continued on next page)



The STARCOM  
\$450<sup>00</sup>

## ANOTHER TECHNOLOGICAL BREAKTHROUGH



The OSCOM  
\$520<sup>00</sup>

\*AUTO DIAL 300/1200 BPS  
212A COMPATIBLE MODEM

\*EXCLUSIVE TWO YEAR WARRANTY

\*VERY COMPACT

\*BUILT-IN SPEAKER

\*COMPLETE COMM SOFTWARE AVAILABLE

\*The STARCOM is our latest compact, most technologically advanced, 300/1200 BPS, SUPER INTELLIGENT AUTO DIAL MODEM. The STARCOM is our second generation product, utilizing only 3 LSI Chips, packaged in a custom designed reinforced plastic case. With the STARCOM, all you need is a modular wall plug: it requires NO TELEPHONE, simply key in the phone numbers from your Terminal or Microcomputer keyboard and the Modem will do the rest.

\*The OSCOM is another New Product designed for the OSBORNE® Computer User. To simplify its use by providing the necessary communication software integrated in the Modem, no more guessing as to which Software to use.

\*The SOFTCOM is a Communications Software Package for PC Microcomputer Users.

We Offer Very Generous Discounts To Our Dealers  
Call and Place Your Order Today  
ORDERS ONLY 1-800-323-2666  
For Information Call 312-459-8881

### INCOMM

Division of Interbusiness Corporation  
115 N. Wolf Road  
Wheeling, IL 60090

## GRANITE COMPUTER SYSTEMS

### THE DISASSEMBLER FAMILY

Source listings identical with TSC 6809 EDITOR - User symbol tables - Local and global labels and expressions - Occurrence numbered local labels - Easy identification of Data Areas - FCB - FDB - FCC - Step (optional) disassembly one program or data statement at a time - Source code disc or tape for TSC EDITOR input - Run TSC ASSEMBLER with no or minimal editing Monitor and FLEXTM references are named - Equate table for all external references - Problem codes flagged (6800 & 6502)

Convenient menu driven options carry out tedious error prone disassembly operations - rapidly and accurately.

6809 to 6809 DISASSEMBLER \$75.00  
6800 to 6809 DISASSEMBLER \$75.00  
6502 to 6809 DISASSEMBLER \$75.00

**TEXTWRITER II** - A complete Text Processor to use with the TSC TEXT EDITOR - The two programs run as one - All features you expect in a full text editing and processing system - (For example: Embed print control characters) - Menu driven  
Disk only \$75.00

**TEXTWRITER I** - A basic Text Processor program to use with the TSC TEXT EDITOR - with most of the features of TEXTWRITER II Specifically for tape systems  
Cassette only \$50.00

**EPROMMER** - Use with the SWTPC MP-R Programmer \$40.00

**FILEMANAGER** - Use with the JPC TC-3 high speed I/O board - comprehensive cassette oriented operating system. \$40.00

All efficient - well documented - and - VERY FRIENDLY  
Run on any 5550 6809 with No or Minimal changes - Provided Object (Binary) programs on 5 & 8 FLEXTM discs or KC cassette Inquire about Color Computer availability - Non-FLEX

FLEXTM is a trademark of Technical Systems Consultants, Inc.


**GRANITE COMPUTER SYSTEMS**

Route 2 Box 445

Hillsboro, NH 03244

M/C VISA (603)464-3850

## Commodore 64™ & Apple II™ Assembly Language Debugger



If you are developing software for the Commodore 64 or Apple II or are interested

in assembly language programming, you needed this finely-crafted aid "yesterday." All the features you'd expect in an advanced debugger are included - step, breakpoints, windowing, super-complex conditional breaks, symbolic debugging, patch, show prior 128 steps, and compiled BASIC-like language. Supplied complete with a detailed instruction manual. A new data sheet is available on request.

PTD-6510 Debugger for Commodore 64 ..... \$65.10  
PTD-6502 Debugger for Apple II and IIe ..... \$49.95  
Manual (only) for above, each ..... \$10.00  
DisKit 64 Fast single disk copy  
(+utilities) for Commodore 64 ..... \$75.00

\*PTD-6510 (Commodore) requires 1541 disk drive.  
PTD-6502 (Apple) requires DOS 3.3, 48K.



**PTERODACTYL  
SOFTWARE™**

200 Bolinas Road #27, P.O. Box 538  
Fairfax, CA 94930 (415) 485-0714

## Reviews in Brief (continued)

up. Be sure to install a write-protect tab on the disk and use it only to load the program. There is no line-print utility.

**Documentation:** An 8-page manual is included that more than adequately explains software use.

**Skill level required:** No particular skill level is required.

**Reviewer:** John Steiner

**Product Name:** Atari BASIC Compiler

**Equip. req'd:** Atari 400/800, 48K, one or more disk drives

**Price:** \$99.95

**Manufacturer:** Datasoft, Inc.  
9421 Winnetka Avenue  
Chatsworth, CA 91311

**Description:** The Atari BASIC Compiler compiles programs written in Atari BASIC into machine code. This four-pass compiler offers the option of using integer or floating-point arithmetic. An optional BASIC-to-machine code reference map may be printed to disk, screen, or printer. Assembler source files are created and saved for assembly programmers using DATASM assembler. Compiler design emphasizes speed over compactness in compiled program.

**Pluses:** The compiler is easy to use and fast. The choice of floating-point or integer arithmetic is important to those doing complex calculations. The line-reference map and assembler source files would be a great aid to those wishing to learn assembly language. Compiled programs are easy to load and fast running. Commercial sale of compiled programs is possible with a simple acknowledgement. The program and documentation are attractively packaged.

**Minuses:** The compiler does not support BYE, CONT, CLOAD, CSAVE, DOS, ENTER, LIST, LOAD, NEW, SAVE, RUN "filespec," GOTO variable, or GOSUB variable. Some minor modifications may be needed to BASIC programs before compiling.

**Documentation:** Concise and well organized. Sections on error handling and BASIC program optimizing are very useful.

**Skill level required:** Beginner/intermediate BASIC programmer.

**Reviewer:** Tim Kilby

MICRO

## Next Month in MICRO

November features

# GRAPHICS

**Screen Editors** — Generate your own personal character set — for the Apple, Atari, Commodore, and TRS-80 Color Computer.

**Drawing Package** — An example of what you can do with your own personal character set.

**Also: See our Buyer's Guide** — Just in time for your Christmas shopping.

Read about your computer in the new machine-specific sections — included are a bar-graph generator for the Apple and OS-9 for the TRS-80 Color Computer.

# FORTH-79

Ver. 2 For your APPLE II/II+

The complete professional software system, that meets ALL provisions of the FORTH-79 Standard (adopted Oct. 1980). Compare the many advanced features of FORTH-79 with the FORTH you are now using, or plan to buy!

FEATURES	OURS	OTHERS
79-Standard system gives source portability.	YES	_____
Professionally written tutorial & user manual	200 PG.	_____
Screen editor with user-definable controls.	YES	_____
Macro-assembler with local labels.	YES	_____
Virtual memory.	YES	_____
Both 13 & 16-sector format.	YES	_____
Multiple disk drives.	YES	_____
Double-number Standard & String extensions.	YES	_____
Upper/lower case keyboard input.	Y: S	_____
LO-Res graphics.	YES	_____
80 column display capability	YES	_____
Z-80 CP/M Ver. 2.x & Northstar also available	YES	_____
Affordable!	\$99.95	_____
Low cost enhancement option:		
Hi-Res turtle-graphics.	YES	_____
Floating-point mathematics.	YES	_____
Powerful package with own manual, 50 functions in all, AM9511 compatible.		
FORTH-79 V.2 (requires 48K & 1 disk drive)		\$ 99.95
ENHANCEMENT PACKAGE FOR V.2		
Floating point & Hi-Res turtle-graphics		\$ 49.95
COMBINATION PACKAGE		\$139.95
(CA res. add 6% tax: COD accepted)		

### MicroMotion

12077 Wilshire Blvd. # 506  
L.A., CA 90025 (213) 821-4340  
Specify APPLE, CP/M or Northstar  
Dealer inquiries invited.



# INTERSTELLAR DRIVE™

A SOLID STATE DISK EMULATOR



**Save valuable time!**  
5 to 50 times faster  
performance than floppy disks  
and Winchester drives

PION'S INTERSTELLAR DRIVE is designed for use with a family of interfaces and software packages. Currently available are interfaces for IBM, S100, TRS80, Apple, S550, and most Z80 uP, and software for most popular operating systems. Additional interfaces are continually being developed for the most popular computers.

**SAVE MONEY!**  
Increase your  
computer's productivity

The INTERSTELLAR DRIVE is a high performance data storage subsystem with independent power supply, battery backup, and error detection. It has 256KB to 1 Megabyte of solid state memory integrated to perform with your operating system.

Basic Price for 256KB unit [Includes interface and software]  
**\$1095.** plus tax (where applicable) and shipping

Visa and Master Card accepted.



**PION, INC.**


Tel. (617) 923-8009

101R Walnut St., Watertown, MA 02172

TRS80 trademark of Tandy Corp. Apple trademark of Apple Computers  
Interstellar Drive trademark of PION, Inc.

**ENTER THE MICRO<sup>TM</sup>  
GRAPHICS**

**Grand Prize:**



**AMDEK COLOR-I  
MONITOR**

*Plus: A One Year  
Subscription to  
MICRO Magazine*



**4 First Prizes: AMDEK B&W Monitor**  
*Plus: One Year Subscription to MICRO*

**4 Second Prizes: Box of Disks from Leading Edge**  
*Plus: One Year Subscription to MICRO*

**4 Third Prizes: 1 Year Subscription to MICRO**

**Prizes Awarded One in Each Category: Atari, Apple, Commodore, TRS-80C**



# CONTEST

## Use The Form Below To Enter Your Graphic Today

### CONTEST RULES

1. No purchase necessary. Official Entry Forms are available in MICRO Magazine, or may be obtained, free of charge, from retail stores selling MICRO Magazine, or from MICRO Magazine directly by sending a self-addressed, stamped envelope to: MICRO Graphic Contest, P.O. Box 6502, Amherst, NH 03031. Exact copies of the Official Entry Form are also acceptable.

2. All entries must be on machine-readable format and, if possible, should be accompanied by a photograph or 35 mm. slide of the monitor screen taken while the graphic is being displayed. Submitted material will not be returned unless a Self-Addressed, Stamped Envelope is provided. MICRO assumes no responsibility for lost slides or damaged material.

3. All entries must be postmarked no later

than December 15, 1983.

4. Contestants may enter as many times as they choose, however each graphic submitted must be an original work and must be accompanied by its own entry form. Each graphic should be titled.

5. All prizes will be awarded. In the event contest judges are deadlocked on the winner of any prize, the prize will be awarded to the contestant whose entry has the earliest postmark. Substitutions are not allowed. All decisions of the judges are final.

6. By submitting a graphic to be judged, the contestant swears and affirms that the graphic is an original work created by the contestant and assigns all rights to reproduce the graphic, for no additional consideration, to The Computerist, Inc., and its divisions: Micro Ink, and MICRO

Magazine. The contestant is liable for any and all litigation, court costs, and attorneys' fees resulting from his or her submission of plagiarized or stolen graphic programs.

7. Winners will be announced in the March 1984 issue of MICRO Magazine. A list of all winners may be obtained after March 1, 1984, by mailing your request and a self-addressed stamped envelope to: MICRO Graphic Contest, P.O. Box 6502, Amherst, NH 03031.

8. Employees of The Computerist, Inc., Micro Ink, and MICRO Magazine, as well as MICRO Magazine's columnists and contributing editors are ineligible.

9. The MICRO Graphic Contest is a contest of skill, talent, and programming ability and in no way constitutes a game of chance or lottery. Void where prohibited by law.

### OFFICIAL ENTRY FORM

#### MICRO Graphic Contest Official Entry Form

Name \_\_\_\_\_

System \_\_\_\_\_

Street \_\_\_\_\_

Graphics Package \_\_\_\_\_

City \_\_\_\_\_ State \_\_\_\_\_ Zip \_\_\_\_\_

Title of Graphic \_\_\_\_\_

Phone \_\_\_\_\_

Age \_\_\_\_\_

I have read the MICRO Graphic Contest rules  
and understand and have followed all regulations.

Signature \_\_\_\_\_




Complete and mail with your graphic to: MICRO Graphic Contest  
P.O. Box 6502, Amherst, NH 03031

# Apple\*, Commodore\*, Timex/Sinclair\* . . .

by William B. Sanders

The idea of getting your own computer sounded wonderful. But now that you have it you're a little scared . . . you think it sounds so technical. Well, take heart. Relax. Help is here. William B. Sanders has written individual books about the Apple, the Commodore 64, and the Timex/Sinclair computers. When you select the one which matches your computer you can breathe easy because it'll be like having your all-time favorite teacher at your side . . . gently guiding you, explaining, and showing.

THE ELEMENTARY series sweeps away the



confusion and explains your Apple, Commodore 64 or Timex/Sinclair in down to earth terms, coupled with enjoyable cartoons. It shows you how to hook it up, how to use the keyboard and work on the screen—all the unique things your computer can do so you can make use of it right away! And it also answers those questions you'll have about how to write your own simple programs, about graphics, utility programs, and various hardware options.

You'll see your ELEMENTARY book contains a lot of information. And, you'll also see that not one paragraph or chapter is dull or difficult to follow. Prove it your yourself. Visit your computer store. Open the book. Read a page of the introduction, then flip to any page and read a paragraph or so. You'll find it's as understandable, as helpful and as marvelous as we say.

## We make them elementary.

 **DATAMOST**™

8943 Fullbright Ave., Chatsworth, Ca. 91311. (213) 709-1202.

VISA/MASTERCHARGE accepted. \$2.00 shipping/handling charge.  
(California residents add 6 1/2% sales tax)

\*Apple, Commodore 64, and Timex/Sinclair are trademarks respectively of Apple Computer, Inc., Commodore Business Machines, Inc. and Timex Computer Corp. Copyright 1983 Datamost Inc.

# Advertiser's Index

AB Computers .....	93	MicroSpec .....	15,30
Acorn Software Systems .....	10	Microware Distributing .....	20
Alternative Energy Products .....	94	Midwest Micro .....	40
Amplify .....	20	Modular Mining .....	89
Apple Tree Electronics .....	100	Monarch Data .....	63
Arbutus Total Soft .....	92	Nibble .....	61
Ark Computing .....	6	Penguin Software .....	Cover II
Aurora Software .....	100	Percom Data .....	3
Avalon Hill .....	45	Performance Micro .....	63
Check-Mate .....	57	Pterodactyl Software .....	106
Commander Magazine .....	10	Pion, Inc. ....	107
Communications Electronics .....	19	Professional Business Forms .....	75
CompuTech .....	23	Promethus .....	Cover III
Computer Expositions, Inc. ....	8	Protecto Enterprises .....	21, 51, 95
Computerist .....	70	R H Electronics .....	43
Computer Mail Order .....	84-85	Richvale Telecommunications .....	46
Computer Marketing .....	1	Scientific Software .....	16
Computer Science Engineering .....	14	SGC .....	17
Computer Software Association .....	101	SJB Distributors .....	24
D & N Micro .....	99	Skyles Electric Works .....	83
Datamost, Inc. ....	27, 110	Spectrum Projects .....	16
Disk World .....	41	Star Micronics .....	67
Eastern House Software .....	13	Strom .....	41
Estes Engineering .....	75	Unique Data .....	81
Excert .....	104	Versa Computing .....	9
Granite Computer .....	106	Victory Software .....	91
Hollywood Hardware .....	82	Winders & Geist Inc. ....	11
InComm .....	105	Zanim Systems .....	53,102
Inter-Action .....	103		
Interesting Software .....	88		
John Bell Engineering .....	37		
Leading Edge .....	Cover IV		
Manx Software .....	23		
Mercury Micro, Inc. ....	15		
Microbits .....	74		
MicroMotion .....	107		

*MICRO Magazine is not responsible for claims made by its advertisers. Any complaint should be submitted directly to the advertiser. Please also send written notification to MICRO.*

## National Advertising Representatives

### Home Office:

Sheila McDonough, Advertising Representative  
10 Northern Boulevard  
P.O. Box 6502  
Amherst, NH 03031

### West Coast:

The R.W. Walker Co., Inc.  
Gordon Carnie  
2716 Ocean Park Boulevard, Suite 1010,  
Santa Monica, California 90405 (213) 450-9001

*serving: Washington, Oregon, Idaho, Montana, Wyoming, Colorado, New Mexico, Arizona, Utah, Nevada, California, Alaska, and Hawaii (also British Columbia and Alberta, Canada)*

### Mid-West Territory:

Thomas Knorr & Associates  
Thomas H. Knorr, Jr.  
333 N. Michigan Avenue, Suite 401  
Chicago, Illinois 60601 (312) 726-2633

*serving: Ohio, Oklahoma, Arkansas, Texas, North Dakota, South Dakota, Nebraska, Kansas, Missouri, Indiana, Illinois, Iowa, Michigan, Wisconsin, and Minnesota.*

# NEWS...NEWS...NEWS...NEWS...NEWS...NEWS...

• • Growth in the availability of microcomputers created a **16.1 percent increase** in the number of actively marketed computer systems from January 1, 1983 to July 1, 1983, according to an analysis of the DATA SOURCES data base. The analysis, a regular feature of the quarterly DATA SOURCES directory, was based on 1,893 computer systems from 566 vendors. **Nearly a third of all the systems actively marketed are microcomputers.** The high-end microcomputer vendors led the activity with a 61.1 percent increase in systems and the introduction of 44 new products. Sixteen new portable computers were announced representing a 55.2 percent expansion, and 77 desktop and personal computer units were unveiled for an increase of 23 percent. In all, this amounted to more than one new microcomputer-based system for every working day in the time period analyzed.

Such areas as mainframes, minicomputers, small business systems and board-level computers showed only a 7.5 percent growth in new products. The number of vendors marketing these systems actually declined 2.25 percent from 222 companies on January 1 to 217 companies on July 1. For more information write DATA SOURCES, 20 Brace Road, Cherry Hill, NJ 08034.

• • The **FORTH National Convention** will be held **October 14-15, 1983** at the Hyatt Palo Alto and will focus on FORTH-Based Systems. The convention is sponsored by the FORTH Interest Group (FIG) and is prepared to meet the needs of FORTH enthusiasts — from beginner to professional — with two days of hands-on tutorials, exhibits/vendor booths, lectures and discussions. For further information call the FIG HOT LINE (415) 962-8653 or write the FORTH Interest Group, P.O. Box 1105, San Carlos, CA 94070. Registration is \$5.00.

• • A manufacturer-sponsored credit card in the retail computer industry has been announced by General Electric Credit Corporation (GECC) and Apple Computer. The **Apple Card** is the centerpiece of a new consumer credit financing program for buyers of Apple computers and compatible hardware and software. The program has been designed by GECC for Apple's U.S. network of 800 authorized retailers representing over 1400 stores. It will be in place for consumers to use on July 15th.

The Apple Card will enable customers to purchase Apple computers and system components without drawing on other lines of credit. Finance charges on Apple Card balances will be competitive with bank card charges. Applications for an Apple Card are available at any participating authorized Apple U.S. dealer. To qualify for the credit card, the consumer must purchase an Apple personal computer and finance a minimum of \$825.00. Up to 90 percent of the initial purchase can be charged by qualifying customers.

• • The **National Software Show** will be held **October 19-21, 1983** at the San Francisco Trade Show Center, San Francisco, CA. For more information contact The National Software Show, 21 Tamal Vista, Suite 175, Corte Madera, CA 94925.

• • "Educational Computing Profile," a television series for educators and parents will premiere on the PBS network this September. Designed to give practical guidance on buying and using microcomputer software, hardware and peripherals for educational purposes, the nine monthly half-hour programs will update parents, educators, and librarians on the latest technical developments and issues in the microcomputer field.

The program will use a magazine format and include reports and interviews in the areas on trends and news, courseware evaluation, hardware evaluation, and interviews with educators. Check your local PBS listing for time and date. For further information, contact Mary Campbell at KET- (606) 233-3000, Ken Komoski at EPIE (516) 283-4922 or Barbara Garris at EPIE (212) 678-3459.


• • CompuServe subscribers can access **FIRSTWORLD Travel Service** in the Home Services area of the CompuServe Information Service. This travel Club publishes special ticket prices, offers a 24-hour reservation service, a catalog of discounted tours and cruises and membership to the Very Important Traveler (VIT) Club. The VIT Club retains a personal travel profile that lists your travel preferences, such as charge card instructions and flight accommodations.

CompuServe Incorporated is a computer services company providing value-added data processing services to large corporations, financial institutions and government agencies. In addition, CompuServe offers network communications services and operates computer schools in several U.S. cities. The CompuServe Information Service, the largest commercially available videotex information service, currently serves approximately 53,000 subscribers.

# NEWS...NEWS...NEWS...NEWS...NEWS...NEWS...



# PRO-MODEM 1200



## It's about time.

Time for your computer to make the telephone connection – with an intelligent, full 212A 300/1200 baud modem – with a real time clock/calendar – and with the capability to expand into a complete telecommunications system. It's time for PRO-MODEM 1200. Much more than just a phone modem.

When you're on-line, time is money. PRO-MODEM telecommunication systems help you save. By monitoring the duration and cost of your phone calls. And by sending and receiving messages, unattended, at preset times when the rates are lower. . . with or without your computer.


Compare the \$495 PRO-MODEM 1200 with any other modem on the market. For example, you'd have to buy both the Hayes Smartmodem 1200 plus their Chronograph for about \$950 to get a modem with time base.

PRO-MODEM 1200 is easy to use. A convenient "Help" command displays the Menu of operating command choices for quick reference whenever there's a question about what to do next. Extensive internal and remote self-diagnostics assure that the system is operating properly. Some of the other standard features include Auto Answer, Touch Tone and Pulse Dialing, and Programmable Intelligent Dialing.

PRO-MODEM does more. It lets you build a full telecommunications system with features like Auto Dialer, Incoming and Outgoing Message Buffering, Business/Personal Phone Directory, Programmable Operating Instructions, a 12-Character Alpha-Numeric Time and Message Display, and versatile PRO-COM Software. PRO-MODEM commands are Hayes compatible so you can use most existing telecommunications software without modification.

There's much more to the PRO-MODEM story. See your local dealer for complete details. He'll show you how to save time. And money.

Prometheus Products, Inc., 45277 Fremont Blvd., Fremont CA 94538. (415) 490-2370



# PROMETHEUS



ISS

65

O.C

1983

UMI

OF PERFECT MEMORY  
ON HALF EARTH DOLLARS

AT LAST: THE WHOLE TRUTH ABOUT FLOPPIES.

Amazing book reveals all!

How to keep from brainwashing your disk so it never loses its memory.

How fingerprints can actually damage disks. Unretouched Kirlian photographs of UFO's (Unidentified Floppy Objects). The incredible importance of making copies: the Department of Redundancy Department — and what goes on when it goes on! Powerful secret methods that scientists claim can actually prevent computer amnesia! All this — and much more.

In short, it's an 80-page plain-English, graphically stunning, pocket-sized definitive guide to the care and feeding of flexible disks.

For The Book, ask your nearest computer store that sells Elephant™ disks, and bring along one and one half earth dollars.

For the name of the store, ask us.

ELEPHANT MEMORY SYSTEMS. Marketed exclusively by Leading Edge Products, Inc. Information Systems and Supplies Division, 55 Providence Highway, Norwood, MA 02062. Call toll free: 1-800-343-8413. In Massachusetts, call collect: 617-769-8150. Telex: 951-624.