

Greetings,

First of all, please allow the editor to say that he is sorry for the delay in getting this issue to you. You see, in between our last meeting and Rainbow Fest alot has happened in this household...It's amazing just how a little baby can keep you from your duties. Again, sorry guys!

#### LAST MEETING IN REVIEW

There were three product presentations during our last meeting. If you missed them...Too bad, they were great! John Keller reviewed CoCo Paint using the X-Pad. CoCo Paint is yet another graphic software program. Where it is not CoCoMax, it is a close second and at half the price. Ed Hathaway gave a brief showing of a new video digitizer called VIDX by Grafx. Once again a close second to Micro Works DS-69, but at a far less cost. Closing out the meeting, Tony Podraza tryed to show us how to burn a ADOS chip. Due to a bad tape copy of the customized ADOS, the presentation was cut short...Sorry Tony!

#### JULY MEETING INFORMATION

For the July meeting, I'm sure there will be a product presentation, but at this mailing, one has not been arranged. We will however, be hearing about a very important protection program for all of your software/hardware. If for nothing else, don't miss this information.

#### TIB-BITS

Attached with this newsletter is a complete listing of the CoCo's memory locations. I believe you will find this information handy in allot of ways. It was published in the December '83 issue of MICRO and is reprinted with-out permission, so mom's the word!!!

#### OUTSIDE WORLD

Coming soon will be the Commodore 128. Having read a great deal about this new system, this is the low-down. This system will use an upgraded basic called BASIC 7.0 and in 80 columns. It's disk operating system will be CP/M Plus (3.0) with a beige screen (not blue). There will be a throw switch to boot their 64 mode, thus, staying fully compatible with existing software. Commodore claims that this systems separate 64, 128 and CP/M operating modes offer features that would be considered standard on most machines but were lacking on the 64 - including a faster drive (the 1517), 80-column display (on the new 1902 monitor) and memory expansion up to a 512K total. No prices have been set for the 128 of peripherals, yet, according to experts, expect to see it at around \$1000 (this price will include all of the above). Commodore feels that using CP/M, it will bring this system into the business world of computers.

Footnote: At the price of this NEW system, check out Tandy's 1000. MS-DOS, disk drive, 128K, etc., etc...with a sale price of \$999.95. NOW, how has the edge!!!


#### CLOSING NOTES

Remember, July 11th is our next meeting. For the new guys and guests, we meet at the Glenside Public Library on Fullerton Road in Glendale Heights. Our meetings start around 7:30pm and run no latter then 10:00pm. Hope to see you all there in cocoheaven! Oh, the Glenside Color Computer Club is doing a road show at the Glendale Heights Founders Day party. Details at our July meeting.

EDITOR: Ed Hathaway 8 West Stevenson Drive Glendale Hts., IL 60139 (312) 462-0694



## Glenside Color Computer Club




PS1 Mustang  
Attack  
Flight Simulator




NEXT  
CLUB  
MEETING

**GLENSIDE PUBLIC  
LIBRARY**  
FULLERTON AVE.  
GLENDALE HEIGHTS





# Radio Shack Color Computer Memory Map



[All Numbers in Hex]

## Overview

0000-03FF	Ram used by BASIC Interpreter
0400-05FF	Video Display (May be moved)
0600-0FFF	RAM for user program
1000-3FFF	Additional RAM in 16K system
4000-7FFF	Additional RAM in 32K system
8000-9FFF	Extended BASIC ROM
A000-BFFF	Basic Interpreter ROM
C000-FEFF	Cartridge ROM
FF00-FFFF	I/O and Control

## Extended

0003	General Counter
0006	String Flag
0007	Flag if Garbage Collected
0019	Start of User RAM
0019-001A	BASIC Program Begin
001B-001C	Pointer to Top of Program/Begin Variables
001D-001E	Pointer to Top of Variables/Start of Arrays
001F-0020	Pointer to End of Arrays/Start of Available Memory
0021-0022	Top of Stack/Start of String Pool
0023-0024	Start of Used Area of String Pool
0025-0026	Pointer to BASIC Memory Limit
0027-0028	End of String Pool/Start of User Space
0033-0034	Pointer to Current Data Read Position
0037-0038	Current Variable Name
0041	4 Bytes Used by Tokenize
0041-0048	Start and End Address of Block Move
0041	Highest Address to Move to
0043	Highest Address to Move
0045	Lowest Address Moved to
0047	Lowest Address to Move
0047	Highest String Found
004B	Address of Descriptor of Highest String Found
004F-0054	Floating Point Accumulator #1 (6 bytes)
0056	String Length
005C-0061	Floating Point Accumulator #2 (6 bytes)

0062	Sign Comparison
0063	Extended Precision Byte
0068-0069	Current Program Line
006C	Current Column Position
006F	Device Number for Output Character (0 = Screen, \$FE = Printer, \$FF = Tape, 1-16 = Disk BASIC File#)
0070	EOF on Tape File Flag
0071	Reset Flag = \$55 for Warmstart
0072-0073	Restart Pointer (contains \$80C0-BASIC Warmstart)
0074-0075	Pointer to End of Memory
0078	File Mode (0 = None, 1 = Input, 2 = Output)
0079	Tape Working Buffer Length
007A-007B	Tape Working Buffer Pointer
007C	Tape File Block Type (0 = Header, 1 = Data, \$FF = EOF)
007D	Number of Data Bytes in Cassette I/O Block
007E-007F	Program End Address 1 after a CLOADM
0080	Checksum
0081	Cassette Error #
0082	General Counter
0083	Pulse Width Count
0084	Rise/Fall Flag
0085	Last Sine Value
0087	Last Key Entered
0088-0089	Pointer to Current Cursor Position
008A-008B	Serial Read # of Tries
008C	Sound Frequency
008D-008E	Duration of Sound
008F	Start of Area Downloaded from ROM
0092	Controls Length of Unmodulated Carrier Preceding Cassette I/O
0094	Cursor Color
0095-0096	High and Low bytes of Baud Rate Code (Normally \$0057)
0097-0098	Carriage Return Delay (Normally \$0001)
0099	Comma Field Width (Normally \$10)
009A	Last Comma Field (Normally \$70)
009B	Printer Line Width (Normally \$84)
009C	Affects positions of Vars. Line-printed in Comma Fields (\$00)



009D-009E	Transfer Address after CLOADM
009F	Start of get next character subroutine
00A5	Start of get same character subroutine
00A6	Next Character Pointer
00A8-00AA	Jump Vector to Print OK
00AB-00AE	Extended Product Area
00AF	Trace Flag
00B5	Current Color
00B6	Current PMODE
00B7-00B8	End of Screen1
00B9	Number of Bytes per Line
00BA-00BB	Address of Graphics Page
00BC	\$E = Disk system, \$6 = No disk
00BD	X1
00BF	Y1
00C1	Color Set 1 = 8
00C3	X2
00C5	Y2
00D7	Temp
00DB	Change Flag
00E6	DLOAD Baud Rate
00E7	Input Timeout Constant
00EA	Operation Code
00EB	Drive Number
00EC	Track
00ED	Sector
00EE	Buffer Address
00F0	Status Returned
0100-0102	Software Interrupt 3 Called by Vector at \$FFF2
0103-0104	Software Interrupt 2 Called by Vector at \$FFF4
0105-0108	Software Interrupt 1 Called by Vector at \$FFFA
0109-010B	Non-Maskable Interrupt Called by Vector at \$FFFC Set to \$D7AE by Disk
010C-010E	Interrupt Request Called by Vector at \$FFF8 Set to \$A9B3/Set to \$894C by Extended/Set to \$D7BC by Disk
010F-0111	Fast Interrupt Vector Called by Vector at \$FFF6/Set to \$A0F6
0112-0113	High and low bytes of TIMER
0116-0117	Seed for RND Function
011A	Shift Lock Flag
011C	Keyboard Delay Constant
011D-011F	Jump vector to \$8489-Print OK
0120-013C	Token Table Directory(Byte 1 = # of Keywords, Byte 2,3 = Address of Table, Byte 4,5 = Address of Subroutines)
0120-0124	BASIC Commands
0125-0129	BASIC Functions
012A-012E	Extended BASIC Commands
012F-0133	Extended BASIC Functions
0134-0138	Disk BASIC Commands
0139-013C	Disk BASIC Functions
013E-013F	Address for USR0
0140-0141	Address for USR1
0142-0143	Address for USR2
0144-0145	Address for USR3
0146-0147	Address for USR4
0148-0149	Address for USR5
014A-014B	Address for USR6
014C-014D	Address for USR7

014E-014F	Address for USR8
0150-0151	Address for USR9
0152-0159	Keyboard Rollover Table
015A-015D	Joystick Readings
015A	Left Joystick Up/Down
015B	Left Joystick Left/Right
015C	Right Joystick Up/Down
015D	Right Joystick Right/Left
015E-0160	Open Device Hook Called at \$A5F6/Set to \$C426 by Disk
0161-0163	Device Number Check Called at \$A5B9/Set to \$C838 by Disk
0164-0166	Return Device Parameters Called at \$A35F/Set to \$C843 by Disk
0167-0169	Character Output Called at \$A282/Set to \$8273 by Extended/Set to \$CB4A by Disk
016A-016C	Character Input Called at \$A176/Set to \$BCF1 by Extended/Set to \$C58F by Disk
016D-016F	Check File OPEN for Input Called at \$A3ED/Set to \$C818 by Disk
0173-0175	Close All Open Files Called at \$A426/Set to \$CA3B by Disk
0176-0178	Close One File Called at \$A42D/Set to \$8286 by Extended/Set to \$CA4B by Disk
0179-017B	Print Using Called at \$B918/Set to \$8E90 by Extended
017C-017E	File Item Scanner Called at \$B061/Set to \$CC5B by Disk
017F-0181	Break Key Check Called at \$A549/Set to \$C859 by Disk
0182-0184	Get Line From Keyboard Called at \$A390/Set to \$JP RTS by Disk
0185-0187	Finish Loading ASCII File Called at \$A4BF/Set to \$CA36 by Disk
0188-018A	Check End Of File Called at \$A5CE/Set to \$C860 by Disk
018B-018D	Evaluate Operand Called at \$B223/Set to \$8846 by Extended/Set to \$CDF6 by Disk
018E-0190	User Error Called at \$AC46/Set to \$JP RTS by Disk
0191-0193	Error Called at \$AC49/Set to \$88F0 by Extended/Set to \$C24D by Disk
0194-0196	Run Called at \$AE75/Set to \$829C by Extended/Set to \$C990 by Disk
0197-0199	Hex & Octal Called at \$BD22/Set to \$87E5 by Extended
019A-019C	Execute Line Called at \$AD9E/Set to \$82B9 by Extended
019D-019F	Graphics Address Called at \$A8C4
01A0-01A2	CLS,GET,PUT etc. Called at \$A910,\$975C,\$8AFA,\$8162 Set to \$C29A by Disk
01A3-01A5	Tokenize Called at \$B821/Set to \$8304 by Extended
8000-9FFF	Extended BASIC ROM
01D1	Tape File Length
01D2-01D9	Tape File Name
01DA-02D8	Cassette Buffer
01DA-01E1	CLOADM File Name
01EA-01E6	EXEC Address from Tape

# TRS-80C

01E7-01E8	Load Address from Tape	94A1	Draw Line
02DC	Contains token for first keyword in BASIC Statement	94E2	The Draw Line Loop
02DD-03DC	Console I/O Buffer	9506	Move Up, Down, Left, Right Routines
0400-05FF	Lo-res screen	9532	PCLS
0600-35FF	Possible Graphic Screens	9546	COLOR
0600	Bottom of program area/No Disk	9621	PMODE
0600-06FF	Disk Buffer	9670	SCREEN
0700-07FF	Disk Buffer	968B	PCLEAR
0800-0927	Drive Table	9710	Compare Two Points
097E	Table of Current Tracks	9723	PCOPY
0982	NMI in use flag	9755	GET
0983	NMI JMP	9758	PUT
0985	Motor shutoff counter	98EC	PAINT
0986	Current latch data	9A22	PLAY
0C00	Program Start/Disk System	9CB6	DRAW
0FFF	Top of memory (4K)	9E9D	CIRCLE
3FFF	Top of memory (16K)	A000-BFFF	BASIC ROM
7FFF	Top of memory (32K)	A000-A001	Address of Check Keyboard
8000-9FFF	Extended BASIC ROM	A002-A003	Address of Character Out
807F	Cold Start to BASIC without size Search and Workspace init. Resets pointers to Start of BASIC Program	A004-A005	Address of Cassette Read On
80C0	Warmstart to BASIC. Does not Reset Pointers to Start of BASIC Prog	A006-A007	Address of Block In
8183-81EF	Extended Command Token Table	A008-A009	Address of Block-Out
81F0-821D	Subroutine Entry Addresses	A00A-A00B	Address of Joystick In
821E-8256	Extended Function Token Table	A00C-A00D	Address of Header Out
8257-8272	Subroutine Entry Addresses	A00E	Secondary Reset
82B9	Break or Stop Routine	A027	Primary Reset
82BB	Extended interpret loop	A06E	Hardstart (After Reset)
8378	COSine	A0A6	Check for Disk ROM
8381	TANgent	A0CB	Check for Extended ROM
83B0	ArcTaNgent	A0D7	Print Version
8446	LOG	A0E8	Softstart (After Reset)
8480	SQuare Root	A0F6	FIRQ Entry (ROM Pack Check)
84F2	EXPonential	A10D	Start of Area Downloaded to RAM at \$8F
8524	FIX	A129	Start of Area Downloaded to RAM at \$10C
8533	EDIT	A171	Input Character, Bit 7 Clear
86A7	TRace ON	A176	Input Character
86A8	TRace OFF	A199	Blink Cursor Color
86AC	POSition	A1B1	Wait for Keypress and Read Kybd; Char Returned in A Register
86BE	VARIABLE PoiNtEr	A1C1	Check Keyboard and Get Key if pressed; Z = 1, A = 0 if no key Z = 0, A = key, B and X Preserved
874E	STRINGS	A26E	Table of Codes for non-alpha keys
877E	INSTRing	A282	Output Character to Device Specified by \$6F, All But CC Preserved
8871	DEFine	A2BF	Output Character in A to Printer (RS232)
8968	TIMER	A30A	Output Character in A to Screen
8970	DELeTe	A390	Input Line from Keyboard into Buffer at \$02DD; Return XS02DC; Zero byte at End of Buffer
8A09	RENUMber	A416	CLOSE
8BDD	HEXS	A44C	CSAVE
8C18	DownLOAD	A46C	Perform CSAVEM Function; Requires Start of Memory Block in \$19-A0 and in \$01E7-8, Transfer Address in \$01E5-6, and File Name in \$01D2-9. Enter with A = 2 and X = 0.
8DBC	Input Serial Character	A498	CLOAD
8E06	Output Serial Character	A4FE	CLOADM
928F	Find Byte/Bit Routine	A53E	EXEC
92A6	Byte/Bit; PMODES 0,2,4		
92C2	Byte/Bit; PMODES 1,3		
92DD	Bit Tables		
9339	PPOINT		
9361	PSET		
9365	PRESET		
93BB	LINE		
9444	Draw Horizontal Line		
946C	Draw Vertical Line		



A564	INKEY\$	AC46	Address, \$45-6 is Destination Bottom
A59A	Transfer Block	AC73	Address after Move, \$47-8 is Source
A5CE	EOF	AD17	Bottom Address
A5EC	SKIPF	AD19	Error Handler
A5F6	OPEN	AD47	Idle Loop
A629	Open Tape File	AD9E	NEW (Clear Memory)
A681	Find Filename	ADC6	Execute NEW
A6FE	Blink Screen Corner	ADE4	FOR
A701	READ Block from Tape	ADEB	Interpret Loop
A70B	Read a Block from Cassette; Must be On and In Bit Sync. \$7C Contains File Block Type: 0 = File Header, 1 = data, \$FF = EOF. \$7D Contains Number of Data Bytes in File (0-\$FF). Z = 1, A = 0 if no Errors, Z = 0, A = 1 if Checksum Error, Z = 0, A = 2 if Memory Error. X = Buffer Start Block Length if no Error, X Points to Beyond Bad Address if Error. U and Y Preserved	AE02	Execute line
A77C	Start Cassette and Get Into Bit Sync for Reading. U and Y Preserved, FIRQ and IRQ Masked.	AE09	RESTORE
A7BD	MOTOR	AE30	Check for Break or Pause
A7D8	Turn Cassette On and Write Leader	AE41	END
A7E5	Write Tape File	AE75	STOP
A7E9	Turn Off Motor	AE86	CONTINUE
A7F4	Write Block to Cassette; Tape to Speed and Leader Written, \$7E = Buffer Address, \$7C = Block Type, \$7D = Number of Data Bytes, X = Buffer Address Data Bytes, All Registers Modified	AE92	CLEAR
A85C	Sine Table for Cassette Out	AEA4	RUN
A880	SET	AEC0	GO
A8B1	RESET	AEEO	GOSUB
A8F5	POINT	AEEO	GOTO
A910	CLS	AEEO	RETURN
A928	Clear Screen and Home Cursor	AEEO	DATA
A937	Print Copyright (CLS 9)	AEEO	REM or
A94B	SOUND	AEEO	ELSE
A956	Generate Sound	AF14	IF
A992	AUDIO	AF42	ON
A9B3	Interrupt Processor (60 Hz Counter)	AF67	Get Unsigned Integer
A9C6	JOYSTICK	AF89	LET
A9DE	Read and Store Joystick Values; Left: Up/Down is \$15A, Rt/Lft is \$15B; Right: Up/Down is \$15C, Rt/ Lft is \$15D. Y is Preserved	AFF5	INPUT
AA29	Function Address Table	B046	READ
AA51	Operation Table for +, -, *, /, AND, OR (3 bytes each-Addresses and Precedence Values)	B0F8	NEXT
AA66	Command Name Table	B156	Get Expression
AB1A	Function Name Table	B1CB	Another Entry in Operation Table
AB67	Command Address Table	B223	Get Operand
ABAF	Error Code Table	B290	Execute Functions
ABE1	Text Strings	B2D4	AND/OR Operations
ABF9	Search Stack for GOSUB or FOR	B2F4	Relational Operations
AC1E	Open up space in memory	B34E	DIMension
AC20	Move Block of Memory Starting at Top; \$41-2 is Destination Top Address, \$43-4 is Source Top	B38F	Variable Creation
		B3E4	Evaluate Integer Expression
		B3ED	Convert Number in FPAC into 16-bit Two's Complement Integer Left in D Register; Overflow, return to BASIC if > +32767 or < -32768
		B4EE	MEM
		B4FD	STR\$
		B518	Get String
		B56D	Allocate string routine
		B591	Garbage Collect
		B5D8	Process one descriptor
		B5EF	Compact one string
		B6C1	LEN
		B68C	CHRS
		B6A0	ASC
		B6AB	LEFT\$
		B6C8	RIGHT\$
		B6CF	MID\$
		B716	VAL
		B750	PEEK
		B757	POKE
		B75E	LLIST Command
		B764	LIST Command
		B7C2	Untokenize

B7E6	Untokenize one token
B821	Tokenize
B892	Tokenize one word
B8F7	PRINT
B97E	TAB
B99C	Print Text String
B9AC	Print a Space
B9B4	Start of Floating Point Routines- Rounding
B9B9	Subtract from FPAC1
B9C2	Add to FPAC1
BA79	Two's Complement FPAC1
BAC5	Constant 1.0
BACA	Multiply
BB2F	Move [X] to FPAC2
BB7D	Constant 10.0
BB91	Divide
BC4A	Move FPAC2 to FPAC1
BC5F	Move FPAC1 to FPAC2
BC6D	Test FPAC1 for Zero and Sign
BC7A	SiGN
BC93	ABSolute value
BCEE	INTEger
BD12	Convert String to Floating Point
BDB6	Constants 99999999.9, 999999999, 1E09
BDCC	Display the Decimal Value in D Register
BDD9	Convert FPAC1 to ASCII
BEC0	Constant 0.5
BEC5	Series of 4 Byte Constants
BF1F	RaNDom
BF78	SiNe
BFBD	Constants 2 pi, 0.25
BFC8	Series of 5 Byte Constants
BFF2	Interrupt and Reset Vectors
BBF2-BBF3	SWI3
BBF4-BBF5	SWI2
BBF6-BBF7	FIRQ
BBF8-BBF9	IRQ
BBFA-BBFB	SWI1
BBFC-BBFD	NMI
BBFE-BBFF	RESET
C000-D7FF	Disk BASIC ROM
C004	Address of DSKCON
C0D4	Warm Start to Disk BASIC
C17F-C1DA	Disk Command Token Table
C1DB-C200	Disk Subroutine Addresses
C6C2	KILL
C932	SAVE
C98B	MERGE
C99A	LOAD
CBCF	DIRectory
CD1A	CVN
CD28	MKN\$
CD36	LOC
CD5B	LOF
CDC0	FREE
CDE9	DRIVE
CF3F	RENAME
CF8A	WRITE
CFE0	FIELD
D025	RSET

D026	LSET
D080	FILES
D146	UNLOAD
D175	BACKUP
D2CC	COPY
D3FF	DSKIS
D474	DSKOS
D4AB	DSKINI
D65B	VERIFY
D66C	DSKCON
D6C5	Restore
D6DE	Get Status
D6FD	Delay 78 msec
D705	Read/Write sector
D7A2	Command Address Table
D7AA	Bit Table for Drives
D7AE	NMI Handler
D7BC	IRQ Handler
FF00-FFFF	I/O and Control
FF00-FF03	PIA U8
FF00	Bit 0-Keyboard Row 1 and Right joystick switch
	Bit 1-Keyboard Row 2 and Left joystick switch
	Bit 2-Keyboard Row 3
	Bit 3-keyboard Row 4
	Bit 4-Keyboard Row 5
	Bit 5-Keyboard Row 6
	Bit 6-Keyboard Row 7
	Bit 7-Joystick comparison input
FF01	Bit 0-Control of the Horizontal sync clock[63.5 microsec]
	Bit 1;-interrupt input
	Bit 2-Normally 1      0 = Changes FF00 to data direction register
	Bit 3-SEL 1:      LSB of the two analog MUX select lines
	Bit 4-1 Always
	Bit 5-1 Always
	Bit 6-Not used
	Bit 7-Horizontal sync interrupt flag
FF02	Bit 0-Keyboard Column 1
	Bit 1-Keyboard Column 2
	Bit 2-Keyboard Column 3
	Bit 3-Keyboard Column 4
	Bit 4-Keyboard Column 5
	Bit 5-Keyboard Column 6
	Bit 6-Keyboard Column 7
	Bit 7-Keyboard Column 8
FF03	Bit 0-Control of the field sync clock 16.667 MS
	Bit 1;-interrupt input
	Bit 2-Normally 1      0 = changes FF02 to data direction register
	Bit 3-SEL 2      MSB of the two analog MUX select lines
	Bit 4-1 Always
	Bit 5-1 Always
	Bit 6-Not used
	Bit 7-Feld sync interrupt flag
FF20-FF23	PIA U4

FF20 Bit 0-Cassette data input  
 Bit 1-RS-232 data output  
 Bit 2-6 bit D/A LSB  
 Bit 3-6 bit D/A  
 Bit 4-6 bit D/A  
 Bit 5-6 bit D/A  
 Bit 6-6 bit D/A  
 Bit 7-6 bit D/A MSB

FF21 Bit 0-Control of the CD;  
;RS-232 status input  
Bit 1-;

Bit 1-;

Bit 2-Normally 1

Bit 3-Cassette motor control 0 = Off 1 = On

Bit 4-1 Always

Bit 5-1 Always

Bit 6-Not used

Bit 7-CD interrupt flag

FF72 Bit 0-RS-232 Data input

Bit 1-Single bit sound output

Bit 2-RAM size input

Bit 3-VDG Control output

Bit 4-VDC Control output

Bit 5-VDC Control output

Bit 3-VDC Control output

Bit 7-VDC Control output

Bit 0—Control of the

Cartridge interrupt

Rif 1-;Camm

Bit 2-Normally 1. 0 changes FF22 to data direction register

Bit 3-Six bit sound enable

Bit 4-Always 1

Bit 5-Always 1

Bit 6-Not used

Bit 7-Cartridge interrupt flag

FF40 Output latch

Bit 0-Drive Select 0

Bit 1-Drive Select 1

Bit 2-Drive Select 2

Bit 3-Motor On

Bit 4-Precomp

Bit 5-Double Density

Bit 6-Drive Select 3

Bit 7-Halt Enable

FF48 Disk Status

FF49 Disk Track Number

FF4A Disk Sector Number

FF4B Disk Data

[illegible]

FFF0-FFF1	Not used
FFF2-FFF3	SW13 Vector
FFF4-FFF5	SW12 Vector
FFF6-FFF6	FIHQ Vector
FFF8-FFF8	IRQ Vector
FFFA-FFFB	SW11 Vector
FFFC-FFFD	NMI Vector
FFFE-FFFF	Reset Vector



HEX	DEC	COCO	DBL	DRAG	DBL	MC - 10
80	128	FOR	SGN	FOR	SGN	FOR
81	129	GO	INT	GO	INT	GOTO
82	130	REM	ABS	REM	ABS	GOSUB
83	131	'	USR	'	POS	REM
84	132	ELSE	RND	ELSE	RND	IF
85	133	IF	SIN	IF	SQR	DATA
86	134	DATA	PEEK	DATA	LOG	PRINT
87	135	PRINT	LEN	PRINT	EXP	ON
88	136	ON	STR\$	ON	SIN	INPUT
89	137	INPUT	VAL	INPUT	COS	END
8A	138	END	ASC	END	TAN	NEXT
8B	139	NEXT	CHR\$	NEXT	ATN	DIM
8C	140	DIM	EOF	DIM	PEEK	READ
8D	141	READ	JOYSTK	READ	LEN	LET
8E	142	RUN	LEFT\$	LET	STR\$	RUN
8F	143	RESTORE	RIGHT\$	RUN	VAL	RESTORE
90	144	RETURN	MID\$	RESTORE	ASC	RETURN
91	145	STOP	POINT	RETURN	CHR\$	STOP
92	146	POKE	INKEY\$	STOP	EOF	POKE
93	147	CONT	MEM	POKE	JOYSTK	CONT
94	148	LIST	ATN	CONT	FIX	LIST
95	149	CLEAR	COS	LIST	HEX	CLEAR
96	150	NEW	TAN	CLEAR	LEFT\$	NEW
97	151	CLOAD	EXP	NEW	RIGHT\$	CLOAD
98	152	CSAVE	FIX	DEF	MID\$	CSAVE
99	153	OPEN	LOG	CLOAD	POINT	LLIST
9A	154	CLOSE	POS	CSAVE	INKEY\$	LPRINT
9B	155	LLIST	SQR	OPEN	MEM	SET
9C	156	SET	HEX\$	CLOSE	VARPTR	RESET
9D	157	RESET	VARPTR	LLIST	INSTR	CLS
9E	158	CLS	INSTR	SET	TIMER	SOUND
9F	159	MOTOR	TIMER	RESET	PPOINT	EXEC
A0	160	SOUND	PPOINT	CLS	STRINGS	SKIPF
A1	161	AUDIO	STRINGS	MOTOR	USR	TAB(
A2	162	EXEC	CVN	SOUND		TO
A3	163	SKIPF	FREE	AUDIO		THEN
A4	164	TAB(	LOC	EXEC		NOT
A5	165	TO	LOF	SKIPF		STEP
A6	166	SUB	MKNS	DEL		OFF
A7	167	THEN	AS	EDIT		+
A8	168	NOT		TRON		-
A9	169	STEP		TROFF		*
AA	170	OFF		LINE		/
AB	171	+		PCLS		^
AC	172	-		PSET		AND
AD	173	*		PRESET		OR
AE	174	/		SCREEN		>
AF	175	^		PCLEAR		=
B0	176	AND		COLOR		<
B1	177	OR		CIRCLE		SGN
B2	178	>		PAINT		INT
B3	179	=		GET		ABS
B4	180	<		PUT		USR
B5	181	DEL		DRAW		RND
B6	182	EDIT		PCOPY		SQR
B7	183	TRON		PMODE		LOG
B8	184	TROFF		PLAY		EXP
B9	185	DEF		DLOAD		SIN
BA	186	LET		RENUM		COS

(Continued on next page)



BB	187	LINE
BC	188	PCLS
BD	189	PSET
BE	190	PRESET
BF	191	SCREEN
CO	192	PCLEAR
C1	193	COLOR
C2	194	CIRCLE
C3	195	PAINT
C4	196	GET
C5	197	PUT
C6	198	DRAW
C7	199	PCOPY
C8	200	PMODE
C9	201	PLAY
CA	202	DLOAD
CB	203	RENUM
CC	204	FN
CD	205	USING
CE	206	DIR
CF	207	DRIVE
DO	208	FIELD
D1	209	FILES
D2	210	KILL
D3	211	LOAD
D4	212	LSET
D5	213	MERGE
D6	214	RENAME
D7	215	RSET
D8	216	SAVE
D9	217	WRITE
DA	218	VERIFY
DB	219	UNLOAD
DC	220	DSKINI
DD	221	BACKUP
DE	222	COPY
DF	223	DSKIS
EO	224	DSKOS

TAB(	TAN
TO	PEEK
SUB	LEN
FN	STR\$
THEN	VAL
NOT	ASC
STEP	CHRS
OFF	LEFT\$
+	RIGHT\$
-	MID\$
*	POINT
/	VARPTR
^	INKEY\$
AND	MEM
OR	
>	
=	
<	
USING	

MICRO

Information was gleaned from the following sources in addition to personal observation:

Color Computer News  
The Rainbow  
80 Micro  
John Beckett  
John Steiner  
Ralph Tenny

## FORTH-79

Ver. 2 For your APPLE II/II+

The complete professional software system, that meets ALL provisions of the FORTH-79 Standard (adopted Oct. 1980). Compare the many advanced features of FORTH-79 with the FORTH you are now using, or plan to buy!

FEATURES	OURS	OTHERS
79-Standard system gives source portability.	YES	_____
Professionally written tutorial & user manual - 200 PG.	YES	_____
Screen editor with user-definable controls.	YES	_____
Macro-assembler with local labels.	YES	_____
Virtual memory.	YES	_____
Both 13 & 16-sector format.	YES	_____
Multiple disk drives.	YES	_____
Double-number Standard & String extensions.	YES	_____
Upper/lower case keyboard input.	YES	_____
LO-Res graphics.	YES	_____
80 column display capability	YES	_____
Z-80 CP/M Ver. 2.x & Northstar also available	YES	_____
Affordable!	\$99.95	_____
Low cost enhancement option:		
Hi-Res turtle-graphics.	YES	_____
Floating-point mathematics.	YES	_____
Powerful package with own manual, 50 functions in all, AM9511 compatible.		
FORTH-79 V.2 (requires 48K & 1 disk drive)		\$ 99.95
ENHANCEMENT PACKAGE FOR V 2		
Floating point & Hi-Res turtle-graphics		\$ 49.95
COMBINATION PACKAGE		\$139.95
(CA res. add 6% tax; COD accepted)		

### MicroMotion

12077 Wilshire Blvd. # 506  
L.A., CA 90025 (213) 821-4340  
Specify APPLE, CP/M or Northstar  
Dealer inquiries invited.





John (Tony) Podraza  
119 Adobe Circle  
Carpentersville IL 60110

